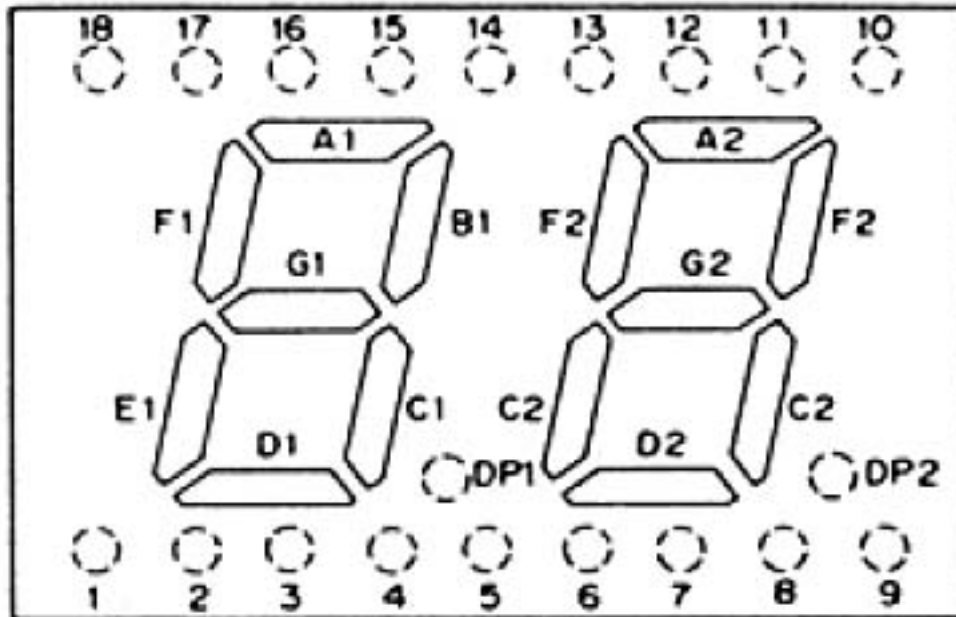
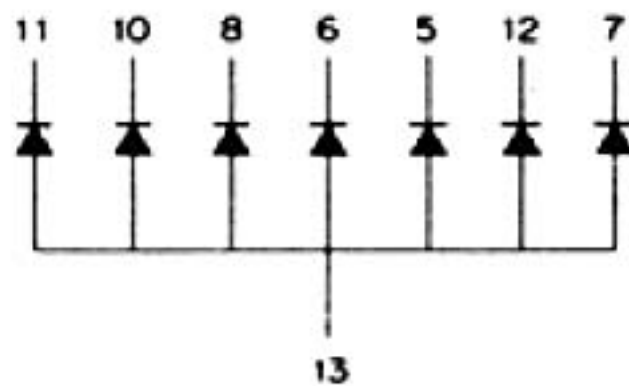
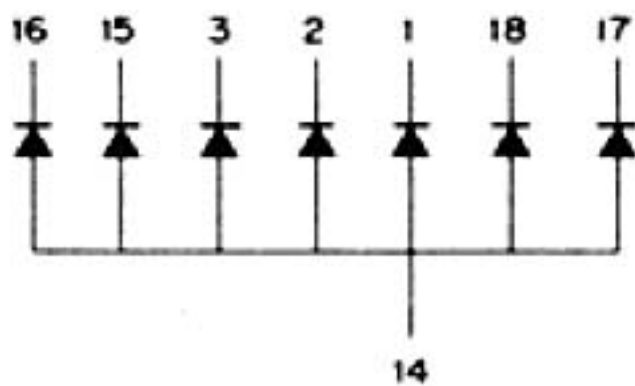


LL-2253YG



COMMON ANODE



Pin no.	Function
1	E1 Cathode
2	D1 Cathode
3	C1 Cathode
4	NC Cathode
5	E2 Cathode
6	D2 Cathode
7	G2 Cathode
8	C2 Cathode
9	NC Cathode

Pin no.	Function
10	B2 Cathode
11	A2 Cathode
12	F2 Cathode
13	DIGIT 2 Anode
14	DIGIT 1 Anode
15	B1 Cathode
16	A1 Cathode
17	G1 Cathode
18	F1 Cathode