


Modification microphone original icom ic-7000


Often heard about the problem of low modulation in the c-7000. But this is a solution. It is installed inside the original hand microphone preamplifier circuit as well as changing the capsule for a higher quality in order to obtain a better response audio.

He then detailed the steps in a series of photographs:


This is the preamplifier to install inside the original microphone.




Here we see the point where insert preamplifier must withdraw the SMD capacitor brown we see at this point. The yellow wire represents the output of the preamplifier and the entry is the white.




At this point we will take tension power necessary for the preamplifier.




And here the point with the ground, the reference for the both dc power and the BF.




Here is the preamplifier on the of handheld microphone taking advantage of a gap.



This is the preamplifier seen behind on the side of the weld.




The electret capsule replaced. This model is thicker than it had. We will have to cut a little rubber.




We will have to make some "adjustments" in the rubber buttons in order to accommodate the new capsule electret.




This is a full view of the original microphone modified.




The pieces withdrawn from the microphone hand. The electret capsule and SMD capacitor.



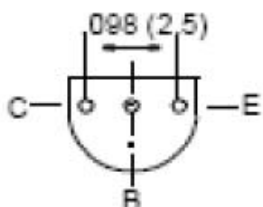
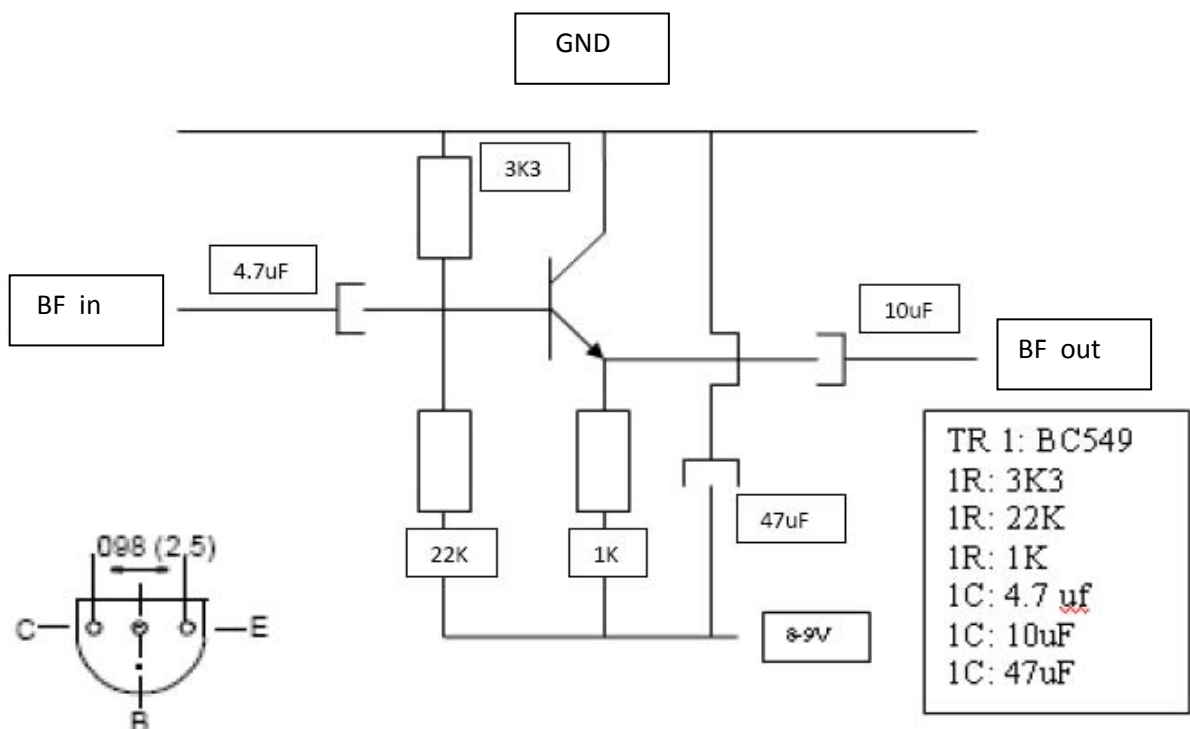
Rear View from the original capsule.



Detail of thickness of this capsule.



This circuit what we can do with a pcb assay due to its simplicity. Then presenting an diagram of this microphone preamplifier extremely easy to construction:



The results of this change are staggering to the point of receiving reports of audio that we will jump for joy. Of course we can reduce the level of "mic gain" on the transceiver and abusing less of the processor. Obviously the microphone hand is fully functional as far as keyboard and remote control of the transceiver refers not being affected any of its functions.

Sorry for the possible text errors, my English not is perfect.

Although the amendment is very simple requires some minimal knowledge of electronics for this project. The author of this article DISCLAIMS ANY LIABILITY for damage in language the equipment they undergo this operation. When working with configurations microphone if there is no precaution could result damaged the transceiver or microphone.

Best regards.

EC3AGN

Israel Román

ecagn@hotmail.com