

KENWOOD

AMATEUR RADIO
EQUIPMENT
2002

GENERAL CATALOGUE



HF/ALL-MODE TRANSCEIVERS



TS-2000

- All-mode multibander: HF/50/144/430MHz (+ 1200MHz with optional UT-20) in one compact rig offering up to 100W output (430MHz: 50 watts/1200MHz: 10 watts) • Dual-channel watch (sub 144/430MHz FM/AM receiver) • IF-DSP: main band (FM: AF-DSP) + AF-DSP: sub band • IF Auto Notch & AGC • AF DSP Beat Cancel, Manual Beat Cancel, NR, CW Auto Tune & TX audio shaping • Built-in TCXO • DX cluster (Packet cluster) tune • 1200/9600bps simple TNC for DX cluster • Satellite Communications (HF to 1200MHz: ALL MODE) • 300 memory channels (plus 1 call channel for each band) • Automatic antenna tuner (1.9-50MHz) • Antenna terminal for HF low-band RX • Programmable function keys • Transverter • Auto simplex checker • Auto repeater offset • Backlit front keys • ARCP-2000 radio control software (option) • Optional RC-2000 mobile controller available for mobile use



TS-B2000

- All-mode multibander: HF/50/144/430MHz (+ 1200MHz with optional UT-20) in one compact rig offering up to 100W output (430MHz: 50 watts/1200MHz: 10 watts) and ARCP-2000 radio control software (supplied) • Optional RC-2000 mobile controller available for mobile use • Dual-channel watch (sub 144/430MHz FM/AM receiver) • IF-DSP: main band (FM: AF-DSP) + AF-DSP: sub band • IF Auto Notch & AGC • AF DSP Beat Cancel, Manual Beat Cancel, NR, CW Auto Tune & TX audio shaping • Built-in TCXO • DX cluster (Packet cluster) tune • 1200/9600bps simple TNC for DX cluster • Satellite Communications (HF to 1200MHz: ALL MODE) • 300 memory channels (plus 1 call channel for each band) • Automatic antenna tuner (1.9-50MHz) • Antenna terminal for HF low-band RX • Transverter • Auto simplex checker • Auto repeater offset

HF/All-Mode Transceivers

TS-2000/TS-B2000		
Transmitter Frequency Range ^{*1}	Main: 160, 80, 40, 30, 20, 17, 15, 12, 10, 6, 2 metre bands, 70, 23 ^{*2} cm bands	Sub: 2 metre band, 70cm band
Receiver Frequency Range	Main: (0.03) 0.5 - 30 MHz, (30) 50 - 54 (60) MHz, 144 - 146 MHz, 430 - 440 MHz, 1240 - 1300 MHz ^{*2}	Sub: 144 - 146 MHz, 430 - 440 MHz <i>Figures in parenthesis () indicate VFO coverage range</i>
Mode	A1A (CW), J3E (SSB), A3E (AM), F3E (FM), F1D (FSK), F2D	
Output Power (without antenna tuner)	SSB/CW/FM/FSK=100W, AM=25W (HF, 6m, 2m), SSB/CW/FM/FSK=50W, AM=12.5W (70cm) ² , SSB/CW/FM/FSK=10W, AM=2.5W (23cm) ^{*2}	
Selectivity	Main: SSB (Low: 300Hz, Hi: 2600Hz) AM (Low: 100Hz, Hi: 3000Hz) FM More than 2.2 kHz (-6 dB) Less than 4.4 kHz (-60 dB) More than 6.0 kHz (-6 dB) Less than 12.0 kHz (-50 dB) More than 12.0 kHz (-6 dB) Less than 25.0 kHz (-50 dB)	Main (continued): FM (Narrow) More than 8.0 kHz (-6 dB) Less than 20.0 kHz (-50 dB) Sub: AM More than 12.0 kHz (-6 dB) Less than 25.0 kHz (-50 dB) FM More than 12.0 kHz (-6 dB) Less than 25.0 kHz (-50 dB)
Sensitivity [at 10 dB (S/N)] (0 dBu = 1 µV)	Main: SSB/CW/FSK Less than 4 µV (500 kHz - 1.705 MHz) Less than 0.2 µV (1.705 - 24.5 MHz) Less than 0.13 µV (24.5 - 30 MHz) Less than 0.13 µV (50 - 54 MHz) Less than 0.11 µV (144 - 146 MHz) Less than 0.11 µV (430 - 440 MHz) Less than 0.11 µV (1240 - 1300MHz) ^{*2} AM Less than 31.6 µV (500 kHz - 1.705 MHz) Less than 2 µV (1.705 - 24.5 MHz) Less than 1.3 µV (24.5 - 30 MHz) Less than 1.3 µV (50 - 54 MHz) Less than 1.0 µV (144 - 146 MHz) Less than 1.0 µV (430 - 440 MHz) Less than 1.0 µV (1240 - 1300MHz) ^{*2}	Main (continued): FM (12dB SINAD) Less than 0.22 µV (28 - 30 MHz) Less than 0.22 µV (50 - 54 MHz) Less than 0.18 µV (144 - 146 MHz) Less than 0.18 µV (430 - 440 MHz) Less than 0.18 µV (1240 - 1300MHz) ^{*2} Sub: AM Less than 1.55 µV (144 - 146 MHz) Less than 1.55 µV (430 - 440 MHz) FM (12 dB SINAD) Less than 0.28 µV (144 - 146 MHz) Less than 0.28 µV (430 - 440 MHz)
Dimensions, projections not included (W x H x D)	270 x 96 x 317 mm	

^{*1} Specifications are guaranteed for amateur bands only. ^{*2} With optional UT-20 1200MHz all-mode unit.



TS-870S

- 160m to 10m amateur band operation, 100kHz to 30 MHz general coverage receiver • IF-stage DSP (Digital Signal Processing) • DSP filters & noise reduction • Speech processor • 57.6Kbps computer control • Built-in K1 LogiKey
- Built-in automatic antenna tuner • IF Auto-notch • Beat cancel • Variable AGC circuit • 100W output • AIP system
- Dual antenna terminals • Programmable function keys



TS-50S

- Super-compact, 100-watt, 160m to 10m transceiver, 500kHz to 30MHz general coverage receiver • DDS (Direct Digital Synthesizer) with "fuzzy logic" control • AIP system
- 100 memory channels • CW reverse • Menu system



TS-570D(G)

- 160m to 10m amateur band operation, 500kHz to 30MHz general coverage receiver • 16-bit AF-stage DSP (Digital Signal Processing) • Digital filtering with 3 new CW DSP filters • Adjustable TX sound quality & NR1 noise reduction system
- World's first CW auto tune • Built-in preset auto antenna tuner • Programmable function keys • Mobile/fixed station size



TS-870S

160, 80, 40, 30, 20, 17, 15, 12, 10 metre amateur bands
100 kHz - 30 MHz

J3E (SSB), A1A (CW), F1D (FSK), F3E (FM), A3E (AM)
SSB/CW/FM/FSK: 100 W, AM: 25 W

SSB: 2.3 kHz (-6 dB), 3.3 kHz (-60 dB)
CW: 200 Hz (-6 dB), 450 Hz (-60 dB)
FSK: 500 Hz (-6 dB), 1.0 kHz (-60 dB)
AM: 9 kHz (-6 dB), 12 kHz (-60 dB)
FM: 14 kHz (-6 dB), 18 kHz (-60 dB)

SSB/CW/FSK:

Less than 1 μ V (100 - 500 kHz),
Less than 4 μ V (500 kHz - 1.705 MHz),
Less than 0.2 μ V (1.705 - 24.5 MHz),
Less than 0.13 μ V (24.5 - 28 MHz),
Less than 0.13 μ V (28 - 30 MHz)
AM: Less than 2 μ V (100 - 500 kHz),
Less than 31.6 μ V (500 kHz - 1.705 MHz),
Less than 2 μ V (1.705 - 24.5 MHz),
Less than 2 μ V (24.5 - 28 MHz),
Less than 2 μ V (28 - 30 MHz)
FM (12 dB SINAD):
Less than 0.25 μ V (28 - 30 MHz)

330 x 120 x 334 mm

TS-570D(G)

160, 80, 40, 30, 20, 17, 15, 12, 10 metre amateur bands
500 kHz - 30 MHz

J3E (SSB), A1A (CW), F1D (FSK), F3E (FM), A3E (AM)
SSB/CW/FM/FSK: 100 W, AM: 25 W

SSB/CW/FSK:

More than 2.2 kHz (-6 dB),
Less than 4.4 kHz (-60 dB)
AM (wide mode):
More than 4 kHz (-6 dB),
Less than 20 kHz (-50 dB)
FM: More than 12 kHz (-6 dB),
Less than 25 kHz (-50 dB)

SSB/CW/FSK:

Less than 4 μ V (500 kHz - 1.705 MHz),
Less than 0.2 μ V (1.705 - 24.5 MHz),
Less than 0.13 μ V (24.5 - 30 MHz)
AM: Less than 31.6 μ V (500 kHz - 1.705 MHz),
Less than 2 μ V (1.705 - 24.5 MHz),
Less than 1.3 μ V (24.5 - 30 MHz)
FM (12 dB SINAD):
Less than 0.25 μ V (28 - 30 MHz)

270 x 96 x 271 mm

TS-50S

160, 80, 40, 30, 20, 17, 15, 12, 10 metre amateur bands
500 kHz - 30 MHz

J3E (SSB), A1A (CW), F3E (FM), A3E (AM)
SSB/CW/FM: 100 W, AM: 25 W

SSB/CW:

More than 2.2 kHz (-6 dB),
Less than 4.8 kHz (-60 dB)
AM: More than 5 kHz (-6 dB),
Less than 40 kHz (-60 dB)
FM: More than 12 kHz (-6 dB),
Less than 25 kHz (-50 dB)

SSB/CW:

Less than 0.25 μ V (500 kHz - 1.5 MHz),
Less than 0.35 μ V (1.5 - 1.7 MHz),
Less than 0.25 μ V (1.7 - 30 MHz)
AM: Less than 2.5 μ V (500 kHz - 1.5 MHz),
Less than 3.5 μ V (1.5 - 1.7 MHz),
Less than 2.5 μ V (1.7 - 30 MHz)
FM (12 dB SINAD):
Less than 0.5 μ V (28 - 30 MHz)

179 x 60 x 233 mm

FM MOBILE TRANSCEIVERS



TM-D700E(G2.0)

- Built-in 1200/9600bps TNC compliant with AX.25 protocol and KISS mode • VHF/UHF dual-band operation
- Compatible with NMEA-0183 ver. 3.0 • DX packet cluster tune capability • Dual receive on same band for voice and data • Wide/narrow Channel Spacing Switchable • Remote extra-large backlit LCD and multifunction key display
- Programmable memory for selection/storage of 5 operation profiles • Built-in CTCSS plus 1750 tone burst • D-sub 9-pin terminal and GPS input terminal • APRS® capability for transmission and reception of position/directional data, Unprotocol data selection, and versatile messaging



TM-V7E(BL)

- VHF/UHF dual-band operation • Dual receive on same band • Large, blue-panel reversible LCD • Quick-release detachable front panel display • "5-in-1" programmable memory • 280 multi-function memory channels • 147-channel visual scan with pause • DTSS selective calling with page • CTCSS encoder/decoder • 1200/9600bps packet terminal • 1750Hz tone burst



TM-G707E

- VHF/UHF dual-band operation • High-visibility amber LCD showing up to 7 large alpha-numeric characters
- Easy Operation mode • Quick-release detachable front panel display • "5-in-1" programmable memory • 180 multi-function memory channels • Memory Name function
- CTCSS encoder/decoder • 1200/9600bps packet terminal • 1750Hz tone burst

FM Mobile Transceivers

	TM-D700E(G2.0)	TM-V7E(BL)	TM-G707E
Frequency Range*	VHF: TX/RX: 144 - 146 MHz RX: 430 - 440 MHz UHF: TX/RX: 430 - 440 MHz RX: 144 - 146 MHz	VHF: TX/RX: 144 - 146 MHz RX: 430 - 440 MHz UHF: TX/RX: 430 - 440 MHz RX: 144 - 146 MHz	VHF: TX/RX: 144 - 146 MHz UHF: TX/RX: 430 - 440 MHz
Mode	F1D, F2D, F3E (FM)	F3E (FM)	F3E (FM)
Power Consumption	Transmit: HI Less than 11.5 A (VHF) Less than 10.0 A (UHF) MID Less than 5.5 A (VHF) Less than 6.5 A (UHF) LO Less than 4.0 A (VHF) Less than 5.0 A (UHF) Receive: Less than 1.0 A	Transmit: HI Less than 11 A (VHF) Less than 10 A (UHF) MID Less than 5.5 A (VHF) Less than 6.5 A (UHF) LO Less than 4 A (VHF) Less than 5 A (UHF) Receive: Less than 1 A	Transmit: HI Less than 11 A (VHF) Less than 10 A (UHF) MID Less than 5.5 A (VHF) Less than 6.5 A (UHF) LO Less than 4 A (VHF) Less than 5 A (UHF) Receive: Less than 1 A
Operating Temperature	-20° - +60° C	-20° - +60° C	-20° - +60° C
RF Output Power	HI (50W): 50W (VHF), 35W (UHF) MID (50W): Approx. 10W LO: Approx. 5W	HI: 50W (VHF) 35W (UHF) MID: 10W approx. LO: 5W approx.	HI: 50W (VHF) 35W (UHF) MID: 10W approx. LO: 5W approx.
Spurious Radiation	Less than -60 dB	Less than -60 dB	Less than -60 dB
Selectivity	More than 12 kHz (-6 dB) Less than 28 kHz (-40 dB)	More than 12 kHz (-6 dB) Less than 28 kHz (-60 dB)	More than 12 kHz (-6 dB) Less than 28 kHz (-60 dB)
Sensitivity (12 dB SINAD)	Less than 0.16 µV (VHF/UHF)	Less than 0.16 µV	Less than 0.16 µV
Squelch Sensitivity	Less than 0.1 µV (VHF/UHF)	Less than 0.1 µV	Less than 0.1 µV
Audio Output Level	More than 2.0W (at 8 Ω, 5% distortion)	More than 2.0W (at 8 Ω, 5% distortion)	More than 2.0W (at 8 Ω, 5% distortion)
Microphone Impedance	600 Ω	600 Ω	600 Ω
Dimensions, projections not included (W x H x D)	140 x 40 x 195 mm [Body: projections not included] 140 x 60 x 33.3 mm [Panel: projections not included]	140 x 40 x 189 mm	140 x 40 x 189 mm

*Specifications are guaranteed for amateur bands only.



TM-241E

- VHF single-band operation • 20 multi-function memory channels plus call channel • Multi-scan capability
- Selectable CTCSS tone encoder • Multi-function microphone supplied



TM-441E

- UHF single-band operation • 20 multi-function memory channels plus call channel • Multi-scan capability
- Selectable CTCSS tone encoder • Multi-function microphone supplied



VC-H1

- Portable SSTV unit • 1/4-inch, 270,000-pixel CCD camera
- 360-degree rotatable and detachable camera head
- 1.8-inch TFT colour LCD monitor • Up to 10-picture memory • Built-in microphone and speaker • Connect to a Kenwood handheld, mobile or HF transceiver with an optional cable • Computer connectivity with an optional connection kit (KCT-24S) • Power supply: UM-3 (LR6) alkaline batteries (4)

TM-241E	TM-441E
VHF: TX/RX: 144 – 146 MHz	UHF: TX/RX: 430 – 440 MHz
F3E (FM)	F3E (FM)
Transmit: Less than 11 A Receive: Less than 600 mA	Transmit: Less than 10 A Receive: Less than 600 mA
-20°C – +60°C	-20°C – +60°C
HI: 50W MID: 10W LO: 5W approx.	HI: 35W MID: 10W LO: 5W approx.
Less than -60 dB More than 12 kHz (-6 dB) Less than 24 kHz (-60 dB)	Less than -60 dB More than 12 kHz (-6 dB) Less than 24 kHz (-60 dB)
Less than 0.16 µV Less than 0.1 µV More than 2.0W (at 8 Ω, 5% distortion)	Less than 0.16 µV Less than 0.1 µV More than 2.0W (at 8 Ω, 5% distortion)
500 – 600 Ω	500 – 600 Ω
140 x 40 x 160 mm	140 x 40 x 160 mm

Visual Communicator

	VC-H1
Terminals	Data I/O (for transceiver), Video in, Video out, COM (for computer), DC IN (6.0V)
CCD camera	1/4" CCD (270,000 pixels), Resolution: 512 x 492 pixels f = 4.6m/m, Focus: 50 cm – ∞ (19.7" – ∞), Aperture: auto, White balance: auto
Monitor	1.8" TFT colour LCD
Dimensions, projections not included (W x H x D)	62 x 160 x 30 mm

FM HANDHELD TRANSCEIVERS

TH-F7E

- 144/430MHz FM Dual Bander • Simultaneous 2 frequency RX, even on the same band • Multi-band transceiver (Main band) + wideband receiver, - 0.1~1300MHz high-frequency range reception (Sub band)
- FM/FM-W/FM-N/AM plus SSB/CW receive
- Lithium-ion battery for 5W output and extended operation • 1200/9600bps packet function (ext. TNC) • 434 memory channels • Built-in ferrite bar antenna for AM broadcasts • Meets tough MIL-STD standards
- Built-in VOX



TH-D7E(G2.0)

- VHF/UHF dual-band operation • Dual receive on same band (VHF only) • Data Communicator: 1200/9600bps TNC, VC-H1 control, APRS (Automatic Packet/Position Reporting System) • Compatible with NMEA-0183 ver. 3.0
- Large (12 digits x 3 lines) dot-matrix LCD • 16 backlit keys, multi-scroll, menu mode
- 200 memory channels
- 8-character memory name input • Built-in CTCSS
- 1750Hz tone burst • 16-digit, 10-channel DTMF memory
- MIL-STD 810C/D/E water resistance • Powerful audio output



TH-22E

- VHF single-band operation • MOS FET power module • 40 memory channels in E²PROM (plus 1 call channel) • Multiple scan functions (VFO, call & memory) • Dual scan stop modes (CO & TO) • Wireless cloning function

DTMF Keypad (DTP-2) is optional.



TH-G71E

- VHF/UHF dual-band operation • 6W (VHF), 5.5W (UHF) at 13.8V DC • PC programmable • 200 memory channels with alphanumeric display
- MIL-STD 810E (rain & shock)
- CTCSS tone scan • 1750Hz tone burst • DTMF memory (10 ch. up to 16 digits)
- Multiple scan modes • Key illumination & backlit display
- High-performance antenna
- Selectable HI/ LOW/EL power output • Powerful audio output



TH-42E

- UHF single-band operation • MOS FET power module • 40 memory channels in E²PROM (plus 1 call channel) • Multiple scan functions (VFO, call & memory) • Dual scan stop modes (CO & TO) • Wireless cloning function

DTMF Keypad (DTP-2) is optional.



UBZ-LH68 (LPD*)

- 68 channels • 38 talk groups (CTCSS)
- CORDS (Communication Range Detection System) • 180° swivel antenna
- Up to 60 hours** of operation • Large display with icons • Power supply: UM-3 (LR6) alkaline batteries (3) or UPB-1 rechargeable NiCd battery pack
- Available in yellow, black or silver

* Low Power Device

** Based on a typical ratio cycle of 1:1:8 (transmit: receive: standby) when using alkaline batteries.



FM Handheld Transceivers

	TH-F7E	TH-D7E(G2.0)	TH-G71E	TH-22E	TH-42E	UBZ-LH68
Frequency Range*	Main A-band: TX/RX: 144 MHz: 144 - 146 MHz 430 MHz: 430 - 440 MHz Main A-band guaranteed range: TX or RX: 144 MHz: 144 - 146 MHz 430 MHz: 430 - 440 MHz Sub B-band: RX: 0.1 - 1300 MHz	VHF: TX/RX: 144 - 146 MHz UHF: TX/RX: 430 - 440 MHz	VHF: TX/RX: 144 - 146 MHz UHF: TX/RX: 430 - 440 MHz	VHF: TX/RX: 144 - 146 MHz	UHF: TX/RX: 430 - 440 MHz	433.075 - 434.750 MHz (25kHz step)
Mode	Main A-band: F3E(FM), F1D(FSK), F2D: Sub B-band (RX): F2D, F3E(FM), A1A(CW), A3A(AM), J3E(SSB)	F2D, F3E (FM)	F3E (FM)	F3E (FM)	F3E (FM)	F3E (FM)
RF Output Power	HI: 144 MHz/430 MHz 5 ¹ W/~2 ² W approx. (DC IN) 5W/5W approx. (Li-Ion) 0.5W/0.5W approx. (BT-13) LO: 144 MHz/430 MHz 2W/2W approx. (DC IN) 0.5W/0.5W approx. (Li-Ion) 0.3W/0.3W approx. (BT-13) EL: 144 MHz/430 MHz 0.5W/0.5W approx. (DC IN) 0.05W/0.05W approx. (Li-Ion) 0.05W/0.05W approx. (BT-13)	HI: 6W approx. (13.8V DC, VHF) 5.5W approx. (13.8V DC, UHF) 5W approx. (PB-39, VHF/UHF) 2.5W approx. (PB-38/BT-11, VHF) 2.2W approx. (PB-38/BT-11, UHF) LO: 0.5W approx. EL: 50mW approx.	HI: 6W approx. (13.8V DC, VHF) 5.5W approx. (13.8V DC, UHF) 5W approx. (PB-39, VHF/UHF) 2.5W approx. (PB-38/BT-11, VHF) 2.2W approx. (PB-38/BT-11, UHF) LO: 0.5W approx. EL: 50mW approx.	HI: 5W approx. (13.8V DC/PB-34) 3W approx. (PB-32/33) LO: 0.5W approx. EL: 30mW approx.	HI: 5W approx. (13.8V DC/PB-34) 2.5W approx. (PB-32/33) LO: 0.5W approx. EL: 30mW approx.	10 mW
Selectivity	More than 12 kHz (-6 dB) Less than 28 kHz (-40 dB)	More than 12 kHz (-6 dB) Less than 28 kHz (-40 dB)	More than 12 kHz (-6 dB) Less than 28 kHz (-40 dB)	More than 12 kHz (-6 dB) Less than 28 kHz (-40 dB)	More than 12 kHz (-6 dB) Less than 28 kHz (-40 dB)	More than 12 kHz (-6 dB) Less than 28 kHz (-40 dB)
Sensitivity (12 dB SINAD)	Main A-band: 144/430MHz: Less than 0.18 μV Sub B-band (approx.): MHz/μV AM: 0.3-0.52/7.08, 0.52-1.8/2.24, 1.8-50/0.89, 118-250/0.4, 380-500/0.4 FM: 5-108/0.4, 118-144/0.28, 144-225/0.22, 225-250/0.89, 380-400/0.4, 400-450/0.22, 450-520/0.4, 520-700/7.08, 800-950/1.26, 950-1300/0.4 W-FM: 50-108/3.16, 150-222/2.82, 400-500/3.98 SSB: 3-30/0.45, 30-50/0.4, 144-148/0.22, 430-450/0.22	Less than 0.18 μV	Less than 0.18 μV	Less than 0.16 μV	Less than 0.1 μV	
Dimensions, projections not included (W x H x D)	58 x 87 x 30 mm with PB-42L 58 x 87 x 38 mm with BT-13	54 x 119.5 x 35.5 mm with PB-38	54 x 112 x 33.5 mm with PB-38	56 x 116.5 x 24.5 mm with PB-32	56 x 116.5 x 24.5 mm with PB-32	56 x 106 x 26.5 mm

*Figure not approximate. **RF output power in DC-IN mode: Factory preset is 5W but for safety reasons, when the receiver is using an external power source in the high-power 430MHz range mode, it will automatically switch to 0.5W (approx.) if temperature in the main unit increases. The time for automatic switchover will vary according to ambient temperature; however, it should normally take approximately two to five minutes in continuous operation. For continuous operation, it is highly recommended that LOW power (approx. 2W) be used. *Specifications are guaranteed for amateur bands only.



























Optional Accessories

HF/All-Mode Transceivers

	ARCP-2000 Radio Control Program 	AT-50 Automatic Antenna Tuner 	DRU-3A Digital Recording Unit 	HS-6 Small Headphones 	HS-5 Deluxe Headphones 	IF-232C Interface Unit 	IF-10D Interface Unit 	LF-30A Low-Pass Filter 	MC-90 DSP-Compatible Desktop Microphone 	MC-80 Desktop Microphone 	MC-60A Deluxe Desktop Microphone 	MC-57DM Hand Microphone with DTMF 
TS-2000	●		●	●	●			●	●	●	●	●
TS-B2000	Supplied		●	●	●			●	●	●	●	●
TS-870S			●	●	●	● ^{*2}		●	●	●	●	●
TS-570D(G)			●	●	●	●		●	●	●	●	●
TS-50S		●		● ^{*1}	● ^{*1}	● ^{*3}	● ^{*4}	●		●	●	●
	MC-47 Multi-Function Microphone (8-pin) 	MC-43S Hand Microphone 	MB-430B Mobile Mount 	MB-13 Mobile Mount 	PG-4M Control Cable for AT-50 (6m) 	PG-2Y DC Cable (4m) 	PG-2Z DC Cable (2m) 	PS-53 Heavy Duty Power Supply (22.5A) 	PS-52 Heavy Duty Power Supply (22.5A) 	RC-2000 Mobile Controller 	SP-50B Mobile Speaker 	SP-31 External Speaker 
TS-2000	●	●	●				●	●		●	●	
TS-B2000	●	●	●				●	●		●	●	
TS-870S	●	●					●		●			●
TS-570D(G)	●	●	●				●	●			●	
TS-50S	●	●		●	●	●	●	● ^{*5}	● ^{*5}		●	
	SP-23 External Speaker 	SO-2 Superior Stability TCXO 	UT-20 1200MHz All-Mode Unit 	VS-3 Voice Synthesizer Unit 	VS-2 Voice Synthesizer Unit 	YK-88C-1 500Hz CW Filter for 8.83MHz IF 	YK-88CN-1 270Hz CW Filter for 8.83MHz IF 	YK-88SN-1 1.8kHz SSB Narrow Filter for 8.83MHz IF 	YK-107C 500Hz CW Filter 			
TS-2000	●	Built-in ^{*7}	● ^{*8}	●								
TS-B2000	●	Built-in ^{*7}	● ^{*8}	●								
TS-870S		●			●							
TS-570D(G)	●	●		●		●	●	●				
TS-50S	● ^{*6}	●							●			

^{*1} Needs plug-adaptor ^{*2} For split transfer using a transceiver other than a TS-870S ^{*3} Works with IF-10D ^{*4} Works with IF-232C ^{*5} When using AT-50
^{*6} Height does not match ^{*7} Of equivalent quality ^{*8} Service center installation only. Contact an authorized dealer for details.

FM Mobile Transceivers

	DFK-7C Detachable Front Panel Kit (7m) 	DFK-4C Detachable Front Panel Kit (4m) 	DFK-3C Detachable Front Panel Cable (3m) 	DTU-2 DTMF Unit 	MB-201 Mobile Mount 	MB-12 Mobile Mount 	MC-85 Deluxe Desktop Microphone 	MC-80 Desktop Microphone 	MC-60A Deluxe Desktop Microphone 	MC-58DM Backlit DTMF Microphone 	MC-57DM Backlit DTMF Microphone 	MC-45E Multi-Function Microphone 
TM-D700E(G2.0)							Requires MJ-88	Requires MJ-88	Requires MJ-88	●		●
TM-V7E(BL)	●	●	●		● ^{*9}	● ^{*9}	Requires MJ-88	Requires MJ-88	Requires MJ-88	●		●
TM-G707E	●	●	●		● ^{*9}	● ^{*9}	Requires MJ-88	Requires MJ-88	Requires MJ-88	●		●
TM-241E				●	●	●	●	●	●		●	
TM-441E				●	●	●	●	●	●		●	
	MJ-89 Twin-Modular Mic Switch 	MJ-88 Microphone Plug Adapter 	PG-5A Data Cable 	PG-4T VC-H1 Connection Cable 	PG-3B DC Line Noise Filter 	PG-2N Power Cable 	PG-4X Extension Cable Kit 	PS-33 DC Power Supply 	PS-53 Heavy Duty Power Supply (22.5A) 	RC-V7 Control Panel 	SP-50B Mobile Speaker 	TSU-6 CTCSS Unit 
TM-D700E(G2.0)	●	●	●	●	●	●	●	●	●		●	
TM-V7E(BL)	●	●	●	●	●	●		●	●	●	●	
TM-G707E	●	●	●	●	●	●		●	●		●	
TM-241E					●	●		●	●		●	●
TM-441E					●	●		●	●		●	●
	VC-H1 Interactive Visual Communicator 	VS-3 Voice Synthesizer Unit 										
TM-D700E(G2.0)	●	●										
TM-V7E(BL)	●	●										
TM-G707E	●	●										
TM-241E												
TM-441E												

*Certain restrictions on installation

Optional Accessories

FM Handheld Transceivers

	BC-19 Rapid Charger	BC-17 Wall Charger	BH-6 Swivel Mount	BT-13 Battery Case	BT-11 Battery Case	BT-9 Battery Case	DTP-2 DTMF Keypad	EMC-3 Clip Microphone with Earphone	HB-2 Hand Strap	HMC-3 Headset with VOX/PTT	KHS-21 Headset without VOX/PTT	KSC-14 Rapid Charger
TH-F7E				•				•		•		
TH-D7E(G2.0)	•	•			•			•		•		
TH-G71E	•	•			•			•		•		
TH-22E		•	•			•	•	•	•	•		•
TH-42E		•	•			•	•	•	•	•		•
UBZ-LH68								•		•		
	KSC-8A Compact Charger	PB-42L Li-Ion Battery Pack	PB-39 High-Power Battery Pack (9.6V, 600mAh)	PB-38 Standard Battery Pack (6V, 650mAh)	PB-34 High-Power Battery Pack (9.6V, 600mAh)	PB-33 Long-Life Battery Pack (6V, 1200mAh)	PB-32 Standard Battery Pack (6V, 600mAh)	PB-30 Standard Battery Pack (4.8V, 600mAh)	PG-4W PC Connection Cable (w/ PC software & In-depth manual)	PG-3J Filtered Cigar Lighter Cord	PG-2W DC Cable	RA-5 2-m/70-cm Telescopic Antenna
TH-F7E		•								•	•	
TH-D7E(G2.0)			•	•					•	•	•	
TH-G71E			•	•					•	•	•	
TH-22E	•				•	•	•	•		•	•	•
TH-42E	•				•	•	•	•		•	•	•
UBZ-LH68												
	SC-45 Soft Case	SC-40 Soft Case	SC-39 Soft Case for PB-38 & PB-34	SC-38 Soft Case for BT-9	SC-37 Soft Case for PB-30 & PB-32	SMC-34 Speaker Mic with 3 Function Keys & Volume Control	SMC-33 Remote Control Speaker Microphone	SMC-32 Speaker Microphone	SMC-31 Speaker Microphone	TSU-8 CTCSS Unit	UBC-4 Single Unit Charger	UBC-2 Twin Unit Charger
TH-F7E							•	•	•			
TH-D7E(G2.0)		•					•	•	•			
TH-G71E	•	•					•	•	•			
TH-22E		•	•	•	•	•	•	•	•	•		
TH-42E		•	•	•	•	•	•	•	•	•		
UBZ-LH68						•	•	•	•		•	•
	UPB-1 Rechargeable NiCd Battery	USC-3 Carrying Case	VC-H1 Interactive Visual Communicator	WR-2 Water Resistant Bag								
TH-F7E			•									
TH-D7E(G2.0)			•	•								
TH-G71E			•	•								
TH-22E			•	•								
TH-42E			•	•								
UBZ-LH68	•	•										

Visual Communicator

	KCT-24S PC Connection Kit (w/ PC software)	PG-4T VC-H1 Mobile Transceiver Connection Cable for TM-G707E, TM-V7E & TM-D700E	PG-4V VC-H1 Connection Cable for TH-D7E	SC-46P Protective Case
VC-H1	•	•	•	•

*VOX on the unit must be disabled when using the HMC-3.

Not all accessories may be available, please contact dealers for details.

Kenwood follows a policy of continuous advancement in development.

For this reason specifications may be changed without notice.



JQA-1205 ISO 9001

Communications Equipment Division
Kenwood Corporation
ISO9001 certification

KENWOOD ELECTRONICS UK LIMITED

Kenwood House, Dwight Road, Watford, Herts, WD18 9EB, United Kingdom

KENWOOD ELECTRONICS DEUTSCHLAND GMBH

Rembrücker Str. 15, 63150 Heusenstamm, Germany

KENWOOD ELECTRONICS FRANCE S.A.

13 Boulevard Ney, 75018 Paris, France

KENWOOD ELECTRONICS ITALIA S.p.A.

Via G. Sirtori 7/9, 20129 Milano, Italy

KENWOOD ELECTRONICS BELGIUM N.V.

Mechelsteeweg 418, B-1930 Zaventem, Belgium

KENWOOD IBÉRICA, S.A.

Bolivia, 239-08020 Barcelona, Spain