

SML-51 Series

1608(0603)
1.6 × 0.8mm (t=0.55mm)

Features

- Original device technology enables high brightness and high reliability
- High reliability due to the wide operation temperature (-40°C to +100°C) (SML-512(A) Series)

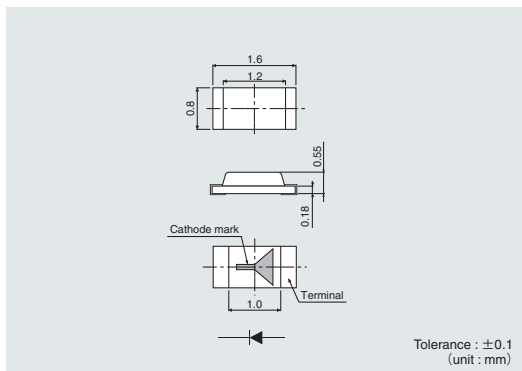
Color Type	V	U	C	D
	W	M	P	B

Specifications

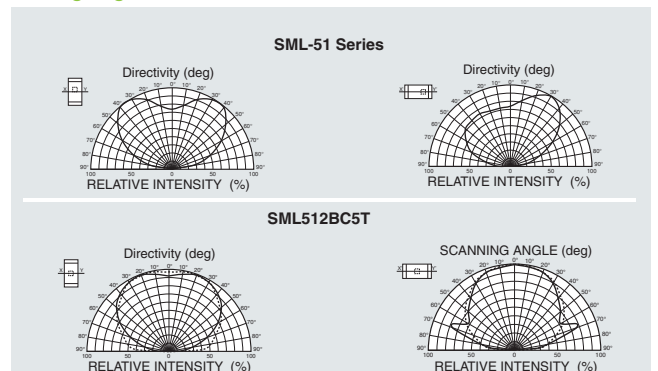
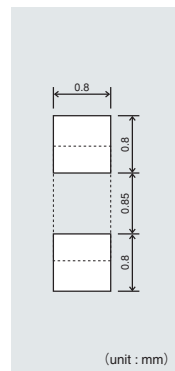
Part No.	Chip Structure	Emitting Color	Absolute Maximum Ratings (Ta=25°C)						Electrical and Optical Characteristics (Ta=25°C)																						
			Power Dissipation PD(mW)	Forward Current IF(mA)	Peak Forward Current I _F P(mA)	Reverse Voltage VR(V)	Operating Temperature Topr(°C)	Storage Temperature Tstg(°C)	Forward Voltage VF Typ.(V)	IF(mA)	Reverse Current IR Max.(μA)	VR(V)	Dominant Wavelength λ D Min.*3 Typ. Max.*3			Luminous Intensity Iv Min. Typ. IF(mA)															
■ SML-512VW(A)		Red	75	30	100*2	5	-40 to +100	-40 to +100			10	5	626	630	636		35.5	56													
■ SML-512VW													619	624	629		22	63													
■ SML-512UW													62	25	60*1		4	-30 to +85		-40 to +85			100	4	615	620	625	14	40		
■ SML-511UW																									600	603	606	71	112		
■ SML-512CW(A)	AlGaInP on GaAs	Orange	75	30	100*2	5	-40 to +100	-40 to +100	2.0		10	5	600	603	606		36	100	20												
■ SML-512DW													603	606	609					20	36	100	20								
■ SML-511DW													62	25	60*1					4	-30 to +85	-40 to +85			100	4	602	605	608	14	40
■ SML-512WW		Yellow	75	30	100*2	5	-40 to +100	-40 to +100			10	5	587	590	593		36	63													
■ SML-511WW													62	25	60*1					4	-30 to +85	-40 to +85			100	5	567	570	575	22	40
■ SML-512MW																											557	560	563	14	14
■ SML-512PW(A)		Yellowish Green	65	25	100*2	5	-40 to +100	-40 to +100	2.1		100	5	464	470	476	5	5.6	16	5												
■ SML512BC5T													InGaN on SiC	Blue	66	20					2.9	5									

* 1:Duty1/5, 200Hz / * 2:Duty1/10, 1kHz / * 3:Reference

Dimensions

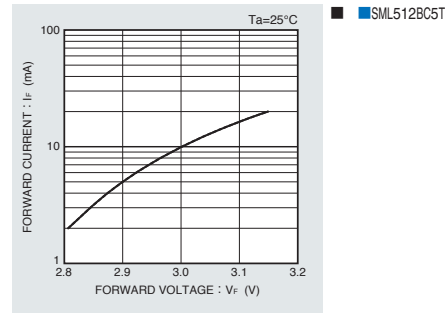
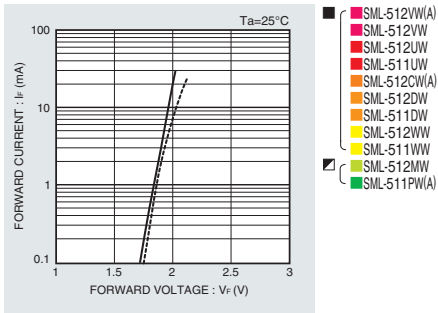


Recommended Solder Pattern Viewing Angle

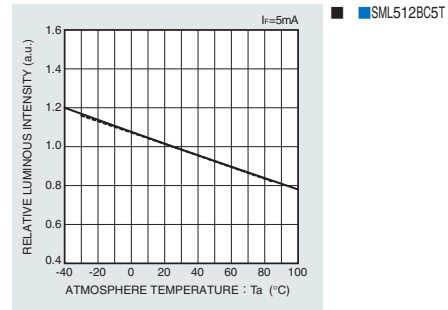
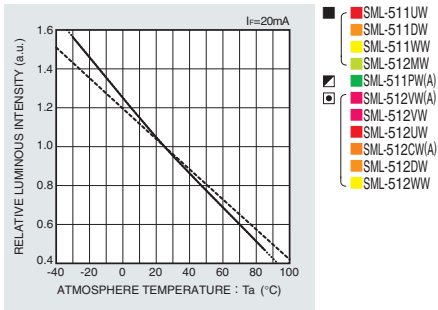


Electrical Characteristics Curves

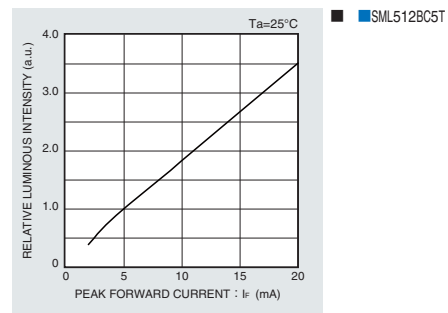
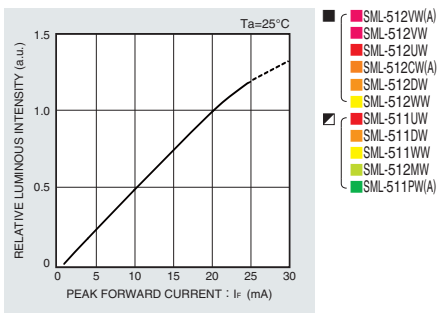
Forward Current-Forward Voltage



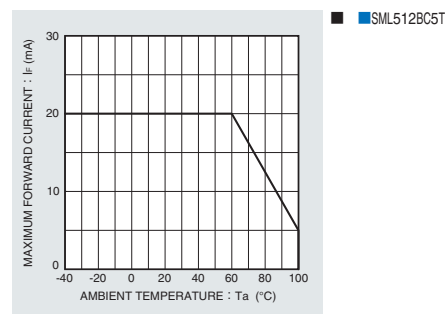
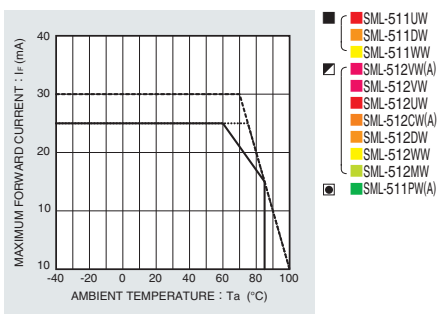
Luminous Intensity-Atmosphere Temperature



Luminous Intensity-Forward Current



Derating



Notes

No copying or reproduction of this document, in part or in whole, is permitted without the consent of ROHM Co.,Ltd.

The content specified herein is subject to change for improvement without notice.

The content specified herein is for the purpose of introducing ROHM's products (hereinafter "Products"). If you wish to use any such Product, please be sure to refer to the specifications, which can be obtained from ROHM upon request.

Examples of application circuits, circuit constants and any other information contained herein illustrate the standard usage and operations of the Products. The peripheral conditions must be taken into account when designing circuits for mass production.

Great care was taken in ensuring the accuracy of the information specified in this document. However, should you incur any damage arising from any inaccuracy or misprint of such information, ROHM shall bear no responsibility for such damage.

The technical information specified herein is intended only to show the typical functions of and examples of application circuits for the Products. ROHM does not grant you, explicitly or implicitly, any license to use or exercise intellectual property or other rights held by ROHM and other parties. ROHM shall bear no responsibility whatsoever for any dispute arising from the use of such technical information.

The Products specified in this document are intended to be used with general-use electronic equipment or devices (such as audio visual equipment, office-automation equipment, communication devices, electronic appliances and amusement devices).

The Products specified in this document are not designed to be radiation tolerant.

While ROHM always makes efforts to enhance the quality and reliability of its Products, a Product may fail or malfunction for a variety of reasons.

Please be sure to implement in your equipment using the Products safety measures to guard against the possibility of physical injury, fire or any other damage caused in the event of the failure of any Product, such as derating, redundancy, fire control and fail-safe designs. ROHM shall bear no responsibility whatsoever for your use of any Product outside of the prescribed scope or not in accordance with the instruction manual.

The Products are not designed or manufactured to be used with any equipment, device or system which requires an extremely high level of reliability the failure or malfunction of which may result in a direct threat to human life or create a risk of human injury (such as a medical instrument, transportation equipment, aerospace machinery, nuclear-reactor controller, fuel-controller or other safety device). ROHM shall bear no responsibility in any way for use of any of the Products for the above special purposes. If a Product is intended to be used for any such special purpose, please contact a ROHM sales representative before purchasing.

If you intend to export or ship overseas any Product or technology specified herein that may be controlled under the Foreign Exchange and the Foreign Trade Law, you will be required to obtain a license or permit under the Law.



Thank you for your accessing to ROHM product informations.
More detail product informations and catalogs are available, please contact us.

ROHM Customer Support System

<http://www.rohm.com/contact/>