

**ICOM**

**SERVICE  
MANUAL**

HF/VHF TRANSCEIVER

**IC-706**

---

---

---

---

---

**Icom Inc.**

---

## INTRODUCTION

This service manual describes the latest service information for the **IC-706 HF/VHF TRANSCEIVER** at the time of publication.

VERSION NO.	VERSION	SYMBOL
#02	Europe	EUR
#03	France	FRA
#04	Denmark	DEN
#05	U.S.A.	USA

To upgrade quality, any electrical or mechanical parts and internal circuits are subject to change without notice or obligation.

## DANGER

**NEVER** connect the transceiver to an AC outlet or to a DC power supply that uses more than 16 V. This will ruin the transceiver.

**DO NOT** expose the transceiver to rain, snow or any liquids.

**DO NOT** reverse the polarities of the power supply when connecting the transceiver.

**DO NOT** apply an RF signal of more than 20 dBm (100 mW) to the antenna connector. This could damage the transceiver's front end.



## ORDERING PARTS

Be sure to include the following four points when ordering replacement parts:

1. 10-digit order numbers
2. Component part number and name
3. Equipment model name and unit name
4. Quantity required

### <SAMPLE ORDER>

1110004080 S.IC  $\mu$ PC2709T-E3 IC-706 MAIN UNIT 5 pieces  
8810008960 Screw OH M2.6 x 5 ZK IC-706 Top cover 10 pieces

Addresses are provided on the inside back cover for your convenience.

## REPAIR NOTES

1. Make sure a problem is internal before disassembling the transceiver.
2. **DO NOT** open the transceiver until the transceiver is disconnected from its power source.
3. **DO NOT** force any of the variable components. Turn them slowly and smoothly.
4. **DO NOT** short any circuits or electronic parts. An insulated tuning tool **MUST** be used for all adjustments.
5. **DO NOT** keep power ON for a long time when the transceiver is defective.
6. **DO NOT** transmit power into a signal generator or a sweep generator.
7. **ALWAYS** connect a 50 dB to 60 dB attenuator between the transceiver and a deviation meter or spectrum analyzer when using such test equipment.
8. **READ** the instructions of test equipment thoroughly before connecting equipment to the transceiver.

---

## TABLE OF CONTENTS

---

### SECTION 1 SPECIFICATIONS

### SECTION 2 INSIDE VIEWS

### SECTION 3 CIRCUIT DESCRIPTION

3-1 RECEIVER CIRCUITS .....	3-1
3-2 TRANSMITTER CIRCUITS .....	3-4
3-3 PLL CIRCUITS .....	3-6
3-4 LOGIC CIRCUITS .....	3-8

### SECTION 4 ADJUSTMENT PROCEDURES

4-1 PREPARATION BEFORE SERVICING .....	4-1
4-2 PLL ADJUSTMENT .....	4-2
4-3 RECEIVER ADJUSTMENT .....	4-2
4-4 TRANSMITTER ADJUSTMENT .....	4-4
4-5 METER ADJUSTMENT .....	4-9

### SECTION 5 PARTS LIST

5-1 IC-706 .....	5-1
5-2 AT-180 .....	5-19

### SECTION 6 MECHANICAL PARTS AND DISASSEMBLY

### SECTION 7 SEMI-CONDUCTOR INFORMATION

### SECTION 8 BOARD LAYOUTS

8-1 DISPLAY UNIT .....	8-1
8-2 MAIN UNIT .....	8-3
8-3 PLL UNIT .....	8-5
8-4 PA UNIT .....	8-6
8-5 FILTER UNIT .....	8-7

### SECTION 9 OPTIONAL UNITS

9-1 UT-102 VOICE SYNTHESIZER UNIT .....	9-1
9-2 AT-180 HF/50 MHz AUTOMATIC ANTENNA TUNER .....	9-1

### SECTION 10 BLOCK DIAGRAM

### SECTION 11 VOLTAGE DIAGRAM

# SECTION 1 SPECIFICATIONS

## GENERAL

- Frequency coverage : Receive
    - 30 kHz–200 MHz
    - Range restricted in some versions
    - Specifications guaranteed:
      - 500 kHz–4.00 MHz
      - 4.50 MHz–8.00 MHz
      - 9.0 MHz–29.955 MHz
      - 50 MHz–54 MHz
      - 144 MHz–148 MHz
  - Transmit
    - 1.800–1.99999 MHz\*<sup>1</sup>
    - 3.500–3.9999 MHz\*<sup>2</sup>
    - 7.000–7.300 MHz\*<sup>3</sup>
    - 10.100–10.150 MHz
    - 14.000–14.350 MHz
    - 18.068–18.168 MHz
    - 21.000–21.450 MHz
    - 24.890–24.990 MHz
    - 28.000–29.700 MHz
    - 50.000–50.400 MHz\*<sup>4</sup>
    - 144.000–148.000 MHz\*<sup>5</sup>
    - \*<sup>1</sup> 1.810–1.850 MHz France version
    - \*<sup>2</sup> 3.500–3.800 MHz France version
    - \*<sup>3</sup> 7.000–7.100 MHz France version
    - \*<sup>4</sup> 5.000–5.200 MHz Denmark version
    - \*<sup>5</sup> 144.000–146.000 MHz all European versions
  - Mode : SSB, CW, AM, FM, WFM, RTTY (WFM is for receiver only)
  - Number of memory : 102 (split memory: 99; scan edge: 2; channels call channel: 1)
  - Antenna impedance : 50 Ω nominal
  - Usable temperature : –10°C to +60°C (+14°F to +140°F) range
  - Frequency stability : Less than ±0.0007% from 1 min. to 60 min. after power ON. After that, rate of stability change is less than ±0.0001%/hr. at +25°C (+77°F). Temperature fluctuations (0°C to +50°C; +32°F to +122°F) less than ±0.0005%.
  - Power supply requirement : 13.8 V DC ± 15% (20 A)
  - Current drain : Transmit 20 A  
Receiver squelched 1.7 A  
max. audio 1.9 A
  - Dimensions : 167(W) × 200(D) × 58(H) mm  
6<sup>9</sup>/<sub>16</sub>(W) × 7<sup>7</sup>/<sub>8</sub>(D) × 2<sup>9</sup>/<sub>32</sub>(H) in (projections not included)
  - Weight : 2.5 kg (5.5 lb)
- ## TRANSMITTER
- Output power :
 

HF, 50 MHz	SSB, CW, FM, RTTY	5–100 W
	AM	2–40 W
144 MHz	SSB, CW, FM, RTTY	1–10 W
	AM	1–4 W
  - Spurious emissions :
 

HF	Less than –50 dB
50 MHz	Less than –60 dB
144 MHz	Less than –60 dB
  - Carrier suppression : More than 40 dB
  - Unwanted sideband : More than 50 dB
  - Microphone impedance : 600 Ω

## RECEIVER

- Receive system :
  - SSB, CW, AM, RTTY, Double-conversion superheterodyne
  - WFM
  - FM Triple-conversion superheterodyne
- Intermediate frequencies:
 

MODE	1st	2nd	3rd
SSB	69.0115 MHz	9.0115 MHz	–
AM	69.0100 MHz	9.0100 MHz	–
CW	69.0106 MHz	9.0106 MHz	–
FM	69.0115 MHz	9.0115 MHz	455 kHz
RTTY	69.0105 MHz	9.0105 MHz	–
WFM	70.7000 MHz	10.0115 MHz	–
- Sensitivity (preamp ON):
 

SSB, CW	1.8–29.9950 MHz*
(for 10 dB S/N)	Less than 0.16 μV
	50–54 MHz
	Less than 0.16 μV
	144–148 MHz
	Less than 0.16 μV
AM	0.5–1.8 MHz
(for 10 dB S/N)	Less than 31.6 μV
	1.8–29.9950 MHz*
	Less than 2.0 μV
	50–54 MHz
	Less than 2.0 μV
	144–148 MHz
	Less than 2.0 μV
FM	28.0–29.7 MHz
(for 12 dB SINAD)	Less than 0.5 μV
	50–54 MHz
	Less than 0.3 μV
	144–148 MHz
	Less than 0.3 μV
WFM	76–108 MHz
(for 12 dB SINAD)	Less than 10.0 μV

\*Some frequency ranges outside of the ham bands are not guaranteed.
- Squelch sensitivity (preamp ON) :
 

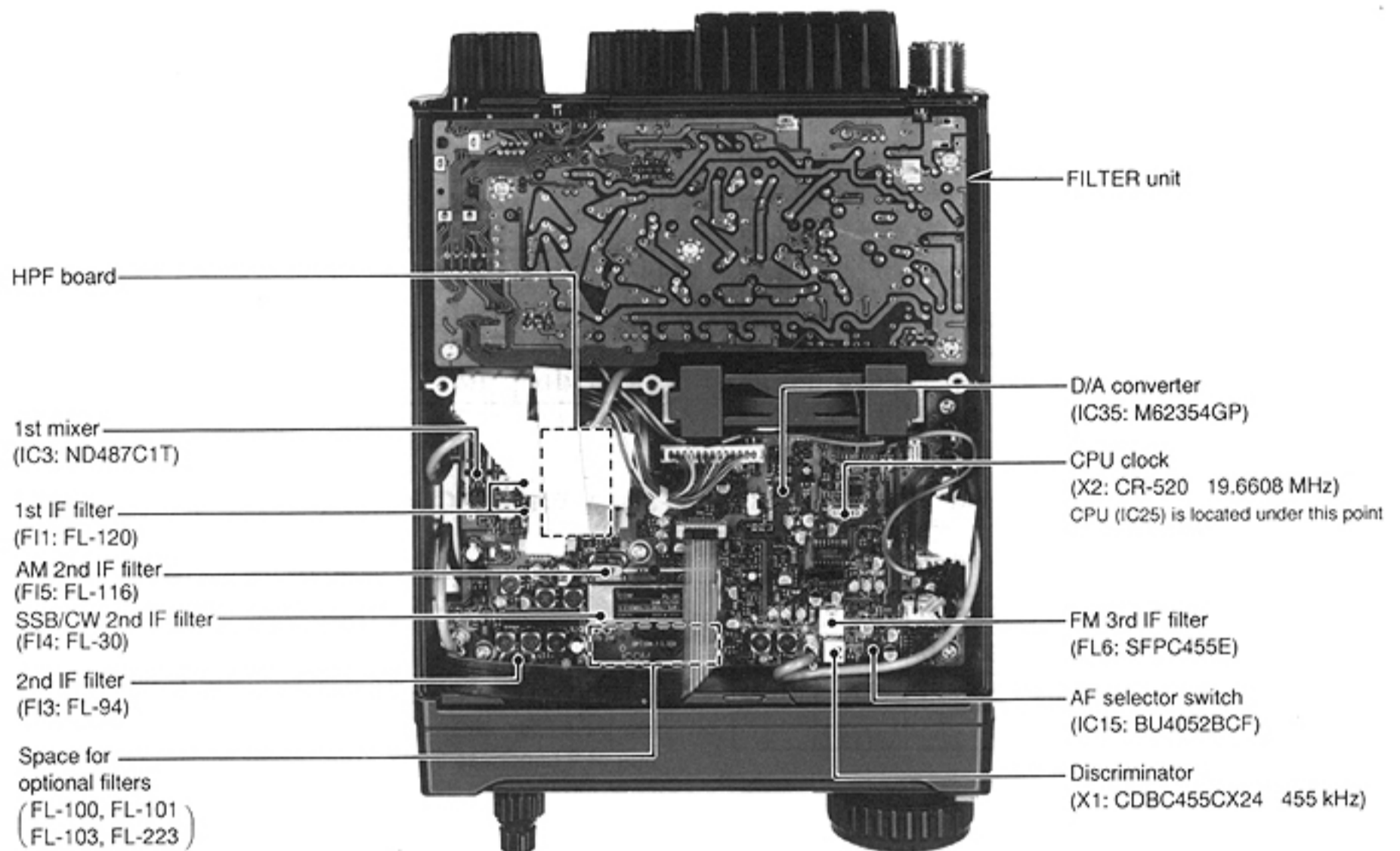
SSB	Less than 5.6 μV at threshold
FM	Less than 0.5 μV at threshold
- Selectivity (normal filter selection) :
 

SSB, CW, RTTY	More than 2.3 kHz/–6 dB
	Less than 4.0 kHz/–60 dB
AM	More than 6.0 kHz/–6 dB
	Less than 20.0 kHz/–40 dB
FM	More than 12.0 kHz/–6 dB
	Less than 30.0 kHz/–50 dB
FM narrow	More than 8.0 kHz/–6 dB
- Spurious and image rejection ratio : More than 70 dB (HF bands only)
- Audio output power : More than 2.0 W (at 10% distortion with an 8 Ω load)
- RIT variable range : ±1.0 kHz max.

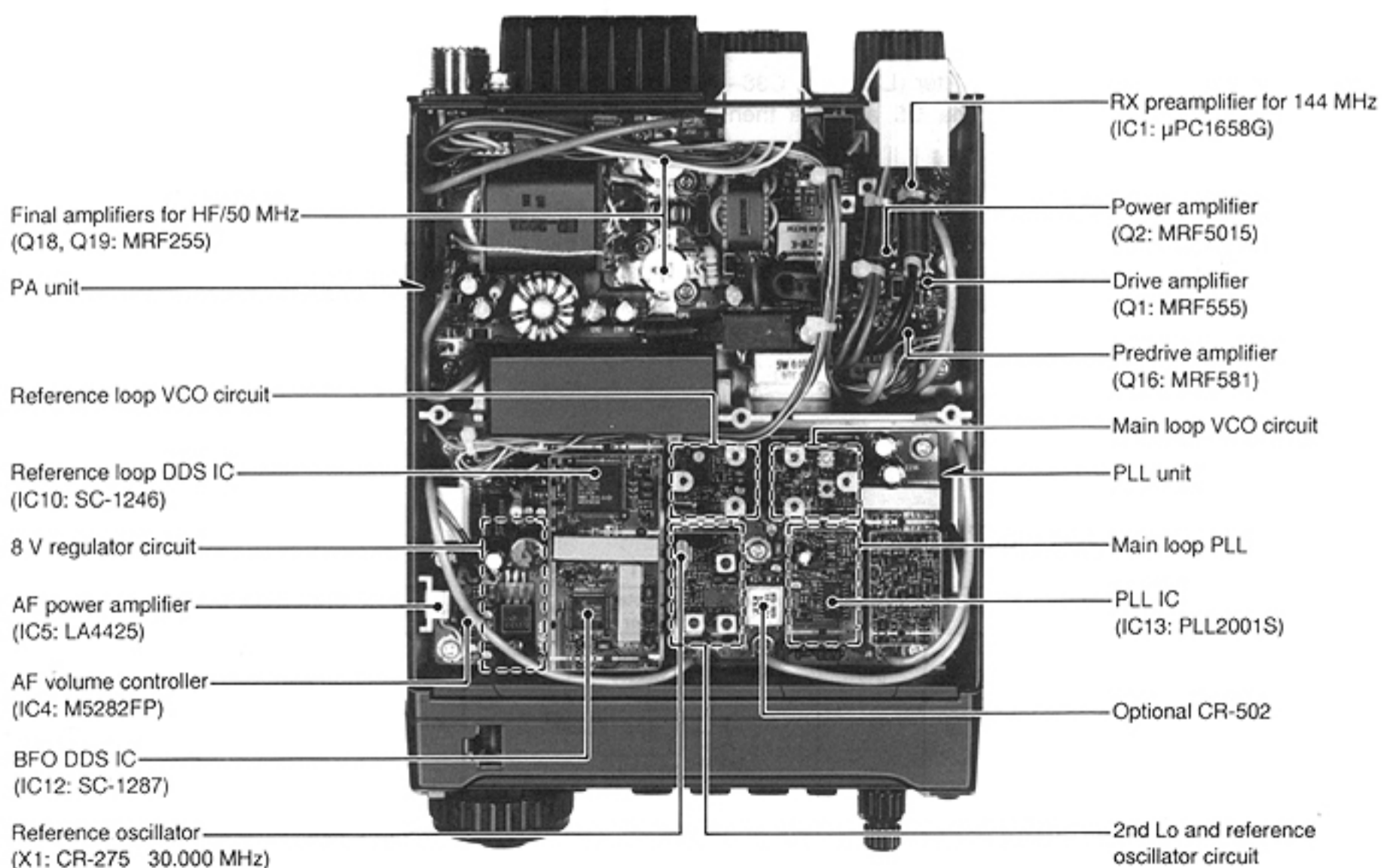


## SECTION 2 INSIDE VIEWS

### ● MAIN UNIT



### ● PA AND PLL UNITS



# SECTION 3 CIRCUIT DESCRIPTION

## 3-1 RECEIVER CIRCUITS

### 3-1-1 HF/50 MHz RF CIRCUIT (FILTER AND MAIN UNITS, HPF BOARD)

HF/50 MHz RF filters pass only the desired band signals and suppress any undesired band signals. The HF/50 MHz RF circuit has 7 low-pass filters and 6 high-pass filters for specified band use.

HF/50 MHz RF signals from the [ANT1] connector, pass through one of 7 low-pass filters as below, the transmit/receive switching relay (RL1) and low-pass filter (L1, L2, C1-C5), and are then applied to the MAIN unit via P1 (MAIN unit J1).

#### Used RF low-pass filter (FILTER unit)

Band	Control signal	Input relay	Band	Control signal	Input relay
0.03-2 MHz	L1	RL15	15-22 MHz	L5	RL11
2-4 MHz	L2	RL13	22-30 MHz	L6	RL7
4-8 MHz	L3	RL5	30-60 MHz	L7	RL3
8-15 MHz	L4	RL9			

The signals from the FILTER unit are applied to or bypass the 20 dB attenuator (R3, R4, Q1, D1). The signals pass through the high-pass filter (L3-L7, C3-C7, R5-R7) to suppress strong signals below 1.6 MHz and are then applied to the HPF board via the "TOAT" terminal.

#### (1) 0.03-2 MHz and 30-40 MHz

The signals pass through a low-pass filter (L23, L24, C38-C42), bypass the high-pass filters via D5 and are then applied to the preamplifier circuit.

#### (2) 2-30 MHz

The signals pass through the low-pass filter (L23, L24, C38-C42). The filtered signals are applied to one of 5 high-pass filters as at right above and are then applied to the preamplifier circuit.

#### (3) 40-60 MHz

The signals pass through the high-pass filter (L29-L31, C47-C51) via D12 and are then applied to the preamplifier circuit.

#### Used RF high-pass filter (HPF board)

Band	Control signal	Input diode	Band	Control signal	Input diode
0.03-2 MHz	TH	D5	15-22 MHz	H5	D21
2-4 MHz	H2	D16	22-30 MHz	H6	D7
4-8 MHz	H3	D20	30-40 MHz	TH	D5
8-15 MHz	H4	D17	40-60 MHz	BV, T8	D12

### 3-1-2 VHF RF CIRCUIT (PA UNIT)

VHF RF bandpass filters pass only the desired band signals and suppress any undesired band signals. The VHF RF circuit has 2 bandpass filters.

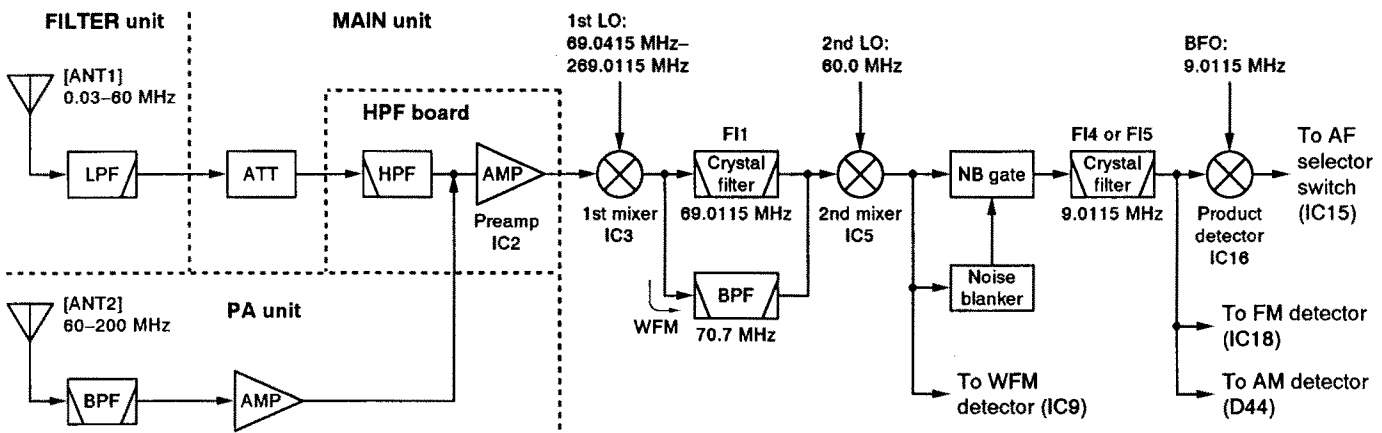
VHF RF signals from the [ANT2] connector, pass through a low-pass filter, antenna switching circuit (D4, D14, D15) and one of 2 bandpass filters. The signals within 144-148 MHz pass through one bandpass filter (L29, L30, C45-C49) and the signals within 60-144 MHz or 148-200 MHz pass through another bandpass filter (L25, L26, L40, L49, C52-C57, C151-C154).

The filtered signals pass through the RF attenuator (R27, Q24), are amplified at the RF amplifier (IC1), applied to the MAIN unit via P2 (MAIN unit J3) and are then applied to the preamplifier circuit in the HPF board.

### 3-1-3 PREAMPLIFIER CIRCUIT (HPF BOARD)

The preamplifier circuit in the IC-706 has approx. 15 dB gain over a wideband frequency range.

## • RECEIVER CONSTRUCTION



When the preamplifier is turned ON, the signals from the RF circuit are applied to the preamplifier (IC1) via D25. Amplified or bypassed signals enter the MAIN unit via the "AMPI" terminal and are applied to the 1st mixer circuit (IC3).

### 3-1-4 1st MIXER CIRCUIT (MAIN UNIT)

The 1st mixer circuit mixes the receive signals with the 1st LO signal to convert the receive signal frequencies to a 69 or 70.7 MHz 1st IF.

The signals from the preamplifier circuit, or signals which bypass the preamplifier, are applied to a low-pass filter and then to the 1st mixer (IC3).

The 1st LO signal (69.0415–269.0115 MHz) enters the MAIN unit from the PLL unit via J4. The LO signal is amplified at Q4, filtered by a low-pass filter, and then, applied to the 1st mixer.

**1st IF frequency**

Mode	Frequency
SSB, FM	69.0115 MHz
CW, RTTY	69.0106 MHz
AM	69.0100 MHz
WFM	70.7000 MHz

### 3-1-5 1st IF CIRCUIT (MAIN UNIT)

The 1st IF circuit filters and amplifies the 1st IF signals. The 1st IF signals are applied to an MCF (Monolithic Crystal Filter; F11a, F11b) to suppress out-of-band signals.

While in non-WFM modes, the 69 MHz 1st IF signals pass through the pair of MCF's (F11) and are applied to the IF amplifier (IC4). While in WFM mode, the 70.7 MHz 1st IF signal pass through a bandpass filter (L104–L108, C358–C361) and are applied to the IF amplifier (IC4).

The AGC voltage is supplied to the transmit/receive switching circuit (D13, D14) and D13/D14 function as PIN attenuators for AGC operation.

The amplified signals are then applied to the 2nd mixer (IC5).

### 3-1-6 2nd MIXER CIRCUIT (MAIN UNIT)

The 2nd mixer circuit mixes the amplified 1st IF signals and 2nd LO signal (60.00 MHz) to convert the 1st IF to a 2nd IF.

The 1st IF signals from IC4 are converted to 9 MHz or 10.7 MHz 2nd IF signals at the 2nd mixer (IC5).

The 2nd IF signals are applied to F13 to suppress undesired signals such as the 2nd LO signal, and are then applied to the noise blanker gate (D20, D21).

**2nd IF frequency**

Mode	Frequency
SSB, FM	9.0115 MHz
CW, RTTY	9.0106 MHz
AM	9.0100 MHz
WFM	10.7000 MHz

While in FM (normal) mode, the IF signals pass through the low-pass filter (L52, C82–C84) bypassing F11 and the noise blanker gate and are then applied to the 2nd IF circuit.

While in WFM mode, the IF signals pass through the low-pass filter (L52, C82–C84), IF amplifier (Q5), ceramic filter (F12) and IF amplifier (Q52). The signals are then applied to the FM IF IC (IC9) for demodulation into AF signals.

### 3-1-7 NOISE BLANKER CIRCUIT (MAIN UNIT)

The noise blanker circuit detects pulse type noise, and turns OFF the signal line when noise appears.

The 2nd IF signals from F13 are applied to the noise blanker gate (D20, D21). A portion of the signals from F13 are amplified at the noise amplifiers (Q10, Q12, amplifier section of IC9), then detected at the noise detector (D39) to convert the noise components to DC voltages.

The signals are then applied to the noise blanker switch (Q13, Q14). At the moment the detected voltage exceeds the Q13's threshold level, Q14 outputs a blanking signal to close the noise blanker gate (D20, D21) by applying reverse-biased voltage.

The detected voltage from D39 is also applied to the noise blanker AGC circuit (Q11, Q16) and is then fed back to the amplifier (IC9) as a bias voltage. The noise AGC circuit prevents closure of the noise blanker gate for long periods by non-pulse-type noise. The time constant of the noise blanker AGC circuit is determined by R143 and C459.

The signals from the noise blanker gate are then applied to the 2nd IF circuit.

### 3-1-8 2nd IF CIRCUIT (MAIN UNIT)

The 2nd IF circuit amplifies and filters the 2nd IF signals.

Both the signals passed through and bypassing the noise blanker gate (D20, D21) are amplified at IC6 via D22 and applied to a 2nd IF filter as shown in the following table.

**2nd IF filters**

Mode	Used filter	Control signal
SSB med., CW med., RTTY med., AM nar.	FL-30 (F14)	2F23
AM	FL-116 (F15)	2F60
FM, FM nar.	Bypassed	2NTH
SSB nar.	Optional FL-223	2FOP
CW nar., RTTY nar.	Optional FL-100, FL-101, FL-223	2FOP
SSB wide, CW wide, RTTY wide	Optional FL-103	2FOP

The AGC voltage is supplied to the transmit/receive switching circuit (D22, D23) and D22/D23 function as PIN attenuators for AGC operation.

The filtered or bypassed signals are applied to the buffer amplifier (Q65), IF amplifiers (Q42, Q43) and buffer amplifier (Q44) to obtain a detectable level. The AGC voltage is supplied to the 2nd gate of Q42 for AGC operation.

Output signals from Q44 are shared between the SSB/CW/RTTY detector (IC16), AM detector (D44) and AGC detector (D43). Output signals from Q65 are applied to the FM IF IC (IC18).

### 3-1-9 IF SHIFT CIRCUIT (MAIN UNIT)

The IF shift circuit shifts the center frequency of IF signals to electronically shift the center frequency.

The IF shift circuit shifts the 1st LO and BFO within  $\pm 1.2$  kHz in SSB/CW/RTTY modes or  $\pm 250$  Hz in CW-N/RTTY-N modes. As a result, the 2nd IF (also 1st IF) is shifted from the center frequency of the 2nd IF filter (F14, F15 or an optional IF filter). This means 2nd IF signals do not pass through the center of the 2nd IF filter because the passband width is fixed in the 2nd IF filter. Therefore, the higher or lower frequency components of the IF are cut out. Since the BFO frequency is also shifted the same value as the 1st IF, frequency is corrected at the detector.

In the IC-706, the 1st LO frequency is shifted to change the 2nd IF because a fixed 2nd LO frequency (60 MHz) is used. The 1st IF filter (F11) and crystal filter (F13) have 15 kHz and 8 kHz passband widths, respectively, and do not affect IF shift operation.

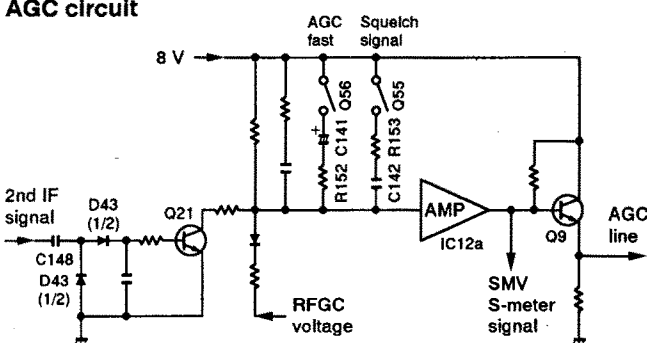
### 3-1-10 AGC CIRCUIT (MAIN UNIT)

The AGC (Automatic Gain Control) circuit reduces IF amplifier gain to keep the audio output at a constant level. The receiver gain is determined by the voltage on the AGC line (Q9 collector).

The 2nd IF signal from the buffer amplifier (Q44) is detected at the AGC detector (D43) and applied to the AGC amplifiers (Q21, IC12a, Q9). IC12a sets the receiver gain with the [RF/SQL] control via the "RFGC" signal line.

When receiving strong signals, the detected voltage increases and the AGC voltage decreases via the DC amplifier (Q9). The AGC voltage is used for the bias voltage of the transmit/receive switching PIN diodes (D13/14, D22/D23) to attenuate the received signals.

#### AGC circuit



When AGC slow is selected, C141 and R152 are connected in parallel to obtain appropriate AGC characteristics.

### 3-1-11 S-METER CIRCUIT (MAIN UNIT)

The S-meter circuit indicates the relative received signal strength while receiving by utilizing the AGC voltage which changes depending on the received signal strength.

The output voltage of the AGC amplifier (IC12a pin 1) is applied to the main CPU (IC25 pin 30) as an S-meter signal via the "SMV" signal line. The FM S-meter signal from the FM IF IC (IC18 pin 12) is also applied to the "SMV" signal line via Q68.

The S-meter signal is applied to the sub CPU and is then displayed on the S-meter readout.

### 3-1-12 SQUELCH CIRCUIT (MAIN UNIT)

The squelch circuit mutes audio output when the S-meter signal is lower than the [RF/SQL] control setting level.

The S-meter signal is applied to the main CPU (IC25 pin 30) and is compared with the threshold level set by the [RF/SQL] control. The [RF/SQL] setting is picked up at the sub CPU (DISPLAY unit IC1 pin 99). The CPU compares the S-meter signal and [RF/SQL] setting to close or open the squelch.

In addition, the noise squelch signal from the FM IF IC (IC18 pin 14) is applied to the main CPU (pin 31) in FM mode. A portion of the AF signals from the FM IF IC (IC18 pin 9) are applied to the active filter section (pin 8) where noise components above 20 kHz are amplified. The signals are rectified at the noise detector section and then output from pin 14. The resulting signal is applied to the main CPU via the "NSQV" signal line.

### 3-1-13 DEMODULATOR CIRCUITS (MAIN UNIT)

#### (1) SSB/CW/RTTY modes

The 2nd IF signals from Q44 are mixed with the BFO signal from the PLL unit at the product detector (IC16 pin 6). The detected AF signal from IC16 (pin 3) is applied to the AF selector switch (IC15 pin 12).

#### (2) AM mode

The 2nd IF signals from Q44 are detected at D44. The detected AF signal is applied to the AF selector switch (IC15 pin 14).

#### (3) FM/FM narrow modes

The 2nd IF signals from the buffer amplifier (Q65) are applied to the FM IF IC (IC15 pin 16) where the IF signals are converted into 455 kHz IF signals. The signals pass through F16 and are applied to the quadrature detector section. X1 is used for quadrature detector. The detected AF signals from pin 9 are then applied to the AF selector switch (IC15 pin 15) via the de-emphasis circuit (IC12b).

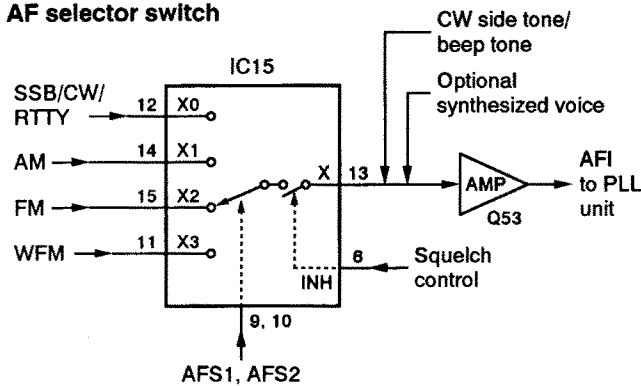
#### (4) WFM mode

The 2nd IF signals from the IF amplifier (Q5) pass through FI2, are amplified at Q52 and are then applied to the FM IF IC (IC9 pins 2, 3) where the IF signals are converted into AF signals. The detected AF signals from pin 8 are then applied to the AF selector switch (IC15 pin 11).

### 3-1-14 AF SELECTOR SWITCH (MAIN UNIT)

The AF signal from one of the detector circuits is applied to the AF selector switch (IC15). IC15 consists of dual 4-channel analog switches which are selected with a mode signal and the squelch control signal.

#### AF selector switch



### 3-1-15 AF AMPLIFIER CIRCUIT (MAIN AND PLL UNITS)

The AF amplifier amplifies the AF input signal to a suitable driving level for the speaker.

The AF signal from the AF selector switch (IC15) is applied to the AF amplifier (Q53). The CW side tone/beep tone and optional synthesized voice are also applied to Q53. The amplified signal is then applied to the PLL unit.

The signals from the MAIN unit are applied to the VCA (Voltage Controlled Amplifier, IC4) circuit. The AF gain setting from the main CPU is converted to DC voltage at the D/A converter (MAIN unit IC35) and applied to the VCA control terminal (IC4 pin 8) via the "AFGC" signal line. The AF signal from IC4 (pin 9) is power-amplified at IC5 to drive the speaker.

## 3-2 TRANSMITTER CIRCUITS

### 3-2-1 MICROPHONE AMPLIFIER CIRCUIT (MAIN UNIT)

The microphone amplifier circuit amplifies microphone input signals and outputs the amplified signals to the balanced modulator or FM modulation circuit.

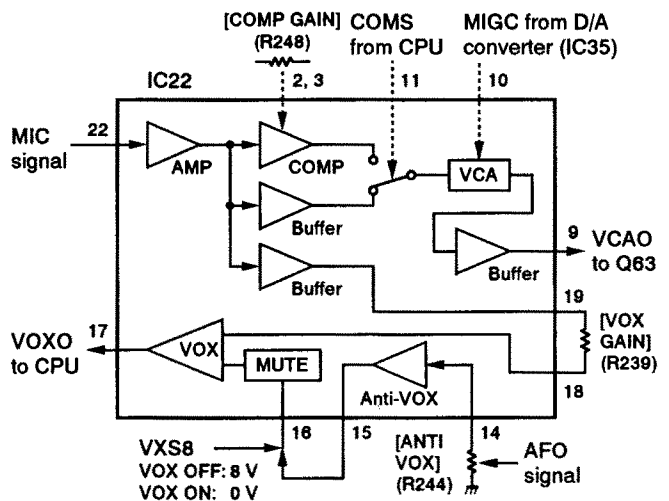
Audio signals from the front or rear panel [MIC] connector enter the microphone amplifier IC (IC22 pin 22) and are then amplified at the microphone amplifier or speech compressor section. Compression level is adjusted with the [COMP GAIN] control (R248).

The amplified or compressed signals are applied to the VCA section of IC22. The microphone gain setting from the D/A converter (IC35 pin 11) is applied to the VCA control terminal (IC22 pin 10). The resulting signals from pin 9 are then applied to the buffer amplifier (Q63). External modulation input from the [ACC] socket (pin 11) is also applied to Q63.

While in SSB mode, the amplified signals from Q63 are applied to the AF selector switch (IC23) and then to the balanced modulator (IC17).

While in FM/AM mode, the amplified signals from Q63 are applied to the limiter amplifier (IC24a) and splatter filter (IC24b). The signals are then applied to the AF selector switch (IC23) in AM mode or to the varactor diode (D67) in FM mode.

#### Microphone amplifier



### 3-2-2 VOX CIRCUIT (MAIN UNIT)

The VOX (Voice-Operated-Transmission) circuit sets transmitting conditions according to voice input. The microphone amplifier IC (IC22) includes the VOX circuit.

The microphone signals from IC22 (pin 19) pass through the [VOX GAIN] control (R239) and are then applied to the VOX comparator section (IC22 pin 18) to switch the keying input of the main CPU (IC25 pin 14). When voice levels exceed the reference level, the VOX circuit sets the transceiver to transmit.

On the other hand, a speaker drive signal from the AF power amplifier (PLL unit IC5) is applied to the anti-VOX comparator section (IC22 pin 14) via the [ANTI VOX] control (R244). When the audio output level increases, this comparator cuts out the VOX comparator via the MUTE terminal (IC22 pin 16).

### 3-2-3 BALANCED MODULATOR (MAIN UNIT)

The balanced modulator converts the AF signal from the microphone amplifier to a 9 MHz IF signal with a BFO (Beat Frequency Oscillator) signal.

Microphone signals from the AF selector switch (IC23) are applied to the balanced modulator (IC17 pin 6). The BFO signal from the PLL unit is applied to IC17 (pin 8) as a carrier signal.

IC17 is a double balanced mixer IC and outputs a double side band (DSB) signal with -40 dB of carrier suppression. R191 and R193 adjust the balanced level of IC17 for maximum carrier suppression. The resulting signal passes through a 9 MHz IF filter (FI4 in SSB/CW/RTTY modes) to suppress unwanted sideband signals.

In AM mode, R195 is connected to upset the balance of IC17 via Q23 for leaking the BFO signal as a carrier signal. The CW keying/RTTY TX signal is applied to IC17 pin 6.

### 3-2-4 FM MODULATION CIRCUIT (MAIN UNIT)

The microphone signals from Q63 are applied to the limiter amplifier (IC24a) and the splatter filter (IC24b). The 1750 Hz European tone signal from the main CPU (IC25 pin 40) is also applied to IC24a pin 2 for European repeaters. The subaudible tone signal (67.0-254.1 Hz) from the main CPU (IC25 pin 37) is also applied to IC24b pin 2 for repeater use.

The resulting signals are applied to the VCO circuit (Q40, D67) via R274 to change the reactance of the varactor diode (D67) for FM modulation. The modulated signal is buffer-amplified at Q41 and bypasses the 9 MHz IF filter.

### 3-2-5 IF AMPLIFIER (MAIN UNIT)

The 9 MHz IF signal from a modulation circuit passes through the 9 MHz IF filter (FI4 in SSB/CW/RTTY modes; FI5 in AM mode; through in FM mode). The signal is amplified at IC6, passes through R511 and L55, and the low-pass filter (L52, C82-C84) in non-FM modes or FI3 in FM mode. The signal is then applied to the mixer (IC5).

The signal is mixed with the 2nd LO signal (60 MHz) and converted to a 69 MHz IF signal at IC5. The 69 MHz IF signal passes through a bandpass filter, the IF amplifier (IC4) and the 69 MHz IF filter (FI1) and is then converted to the displayed frequency at the balanced mixer (IC3) with the 1st LO signal. The mixers (IC3, IC5) and IF amplifiers (IC4, IC6) are used in both receiving and transmitting commonly.

The ALC voltage is supplied to the transmit/receive switching circuit (D13/D14 and D22/D23) of IF amplifiers. D13/D14 and D22/D23 function as PIN attenuators for ALC operation.

### 3-2-6 RF CIRCUIT (MAIN AND PA UNITS, HPF BOARD)

The RF circuit amplifies the displayed frequency signal to obtain 100 W of RF output power for HF/50 MHz bands and 10 W for 144 MHz band.

The HF/50 MHz RF signal from the balanced mixer (IC3) enters the HPF board and then passes through one of 6 high-pass filters. (Refer to p. 3-1 for used RF high-pass filter.) The 50 MHz RF signal passes through a low-pass filter additionally. The filtered signal returns to the MAIN unit, is amplified at IC1, and is then applied to the PA unit.

The 144 MHz RF signal from the balanced mixer (IC3) bypasses the filters in the HPF board via "TOTR" line and passes through the bandpass filter (L99-L101, C329-C333) in the MAIN unit. The signal is amplified at IC38 and IC1 and is then applied to the PA unit.

The signal from IC1 enters the PA unit and is amplified at the predrive amplifiers (Q16, Q1) and drive amplifier (Q2) in sequence. For the 144 MHz RF signal, 10 W of RF output power is obtained at Q2 and the signal is applied to the low-pass filter circuit via RL1.

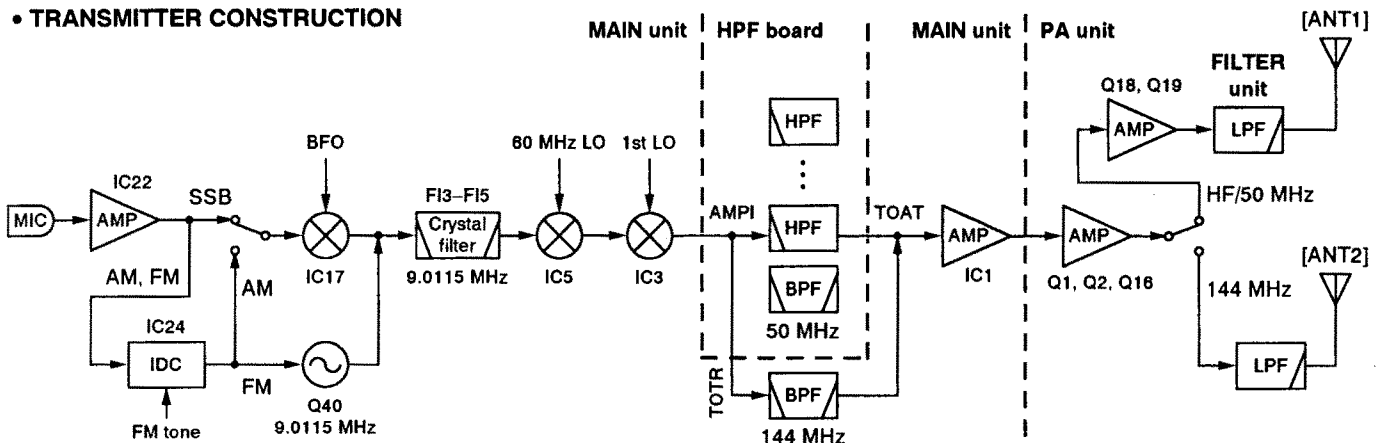
The HF/50 MHz RF signal from Q2 is amplified at power amplifier (Q18, Q19) to obtain a stable 100 W of RF output power. The signal is then applied to one of the low-pass filters in the FILTER unit.

### 3-2-7 LOW-PASS FILTER CIRCUIT (FILTER AND PA UNITS)

The low-pass filter circuit consists of 8 Chebyshev low-pass filters to suppress the higher harmonic components.

The HF/50 MHz RF signal from the power amplifier passes through the transmit/receive switching circuit (FILTER unit RL1) is applied to one of the 7 low-pass filters. According to the operating frequency, the band signals (L1-L7) from the MAIN unit select a low-pass filter. The filtered signal is then applied to the [ANT1] connector.

## • TRANSMITTER CONSTRUCTION



The 144 MHz RF signal from Q2 (PA unit) passes through the band selector relay (RL1), the RF power detector circuit (L12, D2, D3), transmit/receive switching circuit (D4, D14, D15) and is then applied to the low-pass filter (L16, L17, C35–C39). The filtered signal is then applied to the [ANT2] connector.

### 3-2-8 ALC CIRCUIT (MAIN UNIT)

The ALC (Automatic Level Control) circuit reduces the gain of IF amplifiers in order for the transceiver to output a constant RF power set by the RF power setting even when the supplied voltage shifts, etc.

The HF/50 MHz RF power signal level is detected at D9 (FILTER unit), buffer-amplified at IC1b and applied to the MAIN unit as the "FOR" voltage. The 144 MHz RF power signal level is detected at D2 and D3 (PA unit) and applied to the MAIN unit as the "VFOR" voltage.

The "FOR" and "VFOR" voltages are combined to "FORV" voltage and it is then applied to IC7b (pin 6). The "POC" voltage from the D/A converter (IC35 pin 12), determined by the RF power setting, is applied to IC7b (pin 5) as the reference voltage.

When the "FORV" voltage exceeds the "POC" voltage, ALC bias voltage from IC7a (pin 1) controls the PIN diodes (D13, D14, D22, D23) using Q39. This adjusts the output power to the determined level by the RF power setting until the "FORV" and "POC" voltages are equalized.

In AM mode, IC7a operates as an averaging ALC amplifier with Q7 and C116. Q64 turns ON and the "POC" voltage is shifted for 40 W AM output power (maximum, 4 W for 144 MHz band) through R499.

The ALC bias voltage from IC7a is also applied to the main CPU (IC25 pin 34) as "ALCV" voltage for ALC meter indication.

An external ALC input (minus voltage) from the [ACC] socket (pin 6) is shifted to plus voltage at D70 and is applied to the buffer amplifier (Q8). External ALC operation is identical to that of the internal ALC.

### 3-2-9 APC CIRCUIT (MAIN UNIT)

The APC (Automatic Power Control) circuit protects the power amplifiers on the PA unit from high SWR and excessive current for HF/50 MHz bands.

The reflected wave signal appears and increases on the antenna connector when the antenna is mismatched. The HF/50 MHz reflected signal level is detected at D10 (FILTER unit), buffer-amplified at IC1a and applied to the MAIN unit as the "REFV" voltage.

When the "REFV" signal level increases, IC7c decreases the ALC voltage via IC7a to activate the ALC.

For the current APC, the power transistor current is obtained by detecting the voltages ("ICH" and "ICL") which appear at both terminals of a 0.012 Ω resistor (R35) on the PA unit. The detected voltage is applied to the differential amplifier (IC7d pins 12, 13). When the current of the final transistors is more than 22 A, IC7d controls the ALC line via IC7a to prevent excessive current flow.

### 3-2-10 RF, ALC, SWR METER CIRCUITS (MAIN UNIT)

While transmitting, RF, ALC or SWR meter readings are available and can be selected with the [MET] switch.

#### (1) Power meter

The "FOR" and "VFOR" voltages are combined to "FORV" voltage and it is then applied to the main CPU (IC25 pin 32) for indicating the output power.

#### (2) ALC meter

The ALC bias voltage from IC7a pin 1 is applied to the main CPU (IC25 pin 34) for indicating the ALC level.

#### (3) SWR meter

The "FORV" and "REFV" voltages are applied to the main CPU pins 32 and 33, respectively. The main CPU compares the ratio of "FORV" to "REFV" voltage and indicates the SWR for the [ANT1] connector.

## 3-3 PLL CIRCUITS

### 3-3-1 GENERAL

The PLL unit generates a 1st LO frequency (69.0415–269.0115 MHz), a 2nd LO frequency (60 MHz), a BFO frequency (9.01 MHz), FM 3rd LO frequency (9.4665/9.4650 MHz) and a TX FM PLL reference frequency (9.0115/9.0100 MHz).

The 1st LO PLL adopts a mixerless dual loop PLL system and has 2 VCO circuits. The BFO uses a DDS and the 2nd LO uses a fixed frequency double that of the crystal oscillator.

### 3-3-2 1ST LO PLL CIRCUIT (PLL UNIT)

The 1st LO PLL contains a main loop and reference loop forming a dual loop system.

The reference loop generates a 10.6605 to 10.683 MHz frequency using a DDS circuit, and the main loop generates a 69.0415 to 134.50575 MHz frequency using the reference loop frequency.

While operating on 60 MHz and above, the output is doubled by 2 at D8 for oscillating a wide frequency range.



### (1) REFERENCE LOOP PLL

The oscillated signal at the reference VCO (Q12, D13) is amplified at the amplifiers (Q13, Q16) and is then applied to the DDS IC (IC10 pin 46). The signal is then divided and detected on phase with the DDS generated frequency.

The detected signal output from IC10 (pin 56) is converted into a DC voltage (lock voltage) at the loop filter (R88, R203, C132) and then fed back to the varactor diode (D13) in the VCO circuit.

### (2) MAIN LOOP PLL

The oscillated signal at one of the main loop VCOs (Q6, Q8) is amplified at the buffer amplifiers (Q10, Q36) and is then applied to the PLL IC (IC13 pin 8). The signal is then divided and detected on phase with the reference loop output frequency.

The detected signal output from IC13 (pin 12) is converted into a DC voltage (lock voltage) at the active loop filter (Q47-Q49) and then fed back to one of the varactor diodes (D4, D6) in the VCO circuits. While operating on 60 MHz and above, the VCO output is doubled by 2 at D8 and amplified at Q37.

The oscillated signal passes through a low-pass or band-pass filter and is then applied to the MAIN unit as a 1st LO signal.

### 3-3-3 2ND LO AND REFERENCE OSCILLATOR CIRCUITS

The reference oscillator (X1, Q14) generates a 30.0 MHz frequency used for the 2 DDS ICs as a system clock and for the LO output. The oscillated signal is buffer-amplified at Q27, doubled by 2 at Q15 and the 60 MHz frequency is picked up at the bandpass filter (L37, L38). The 60 MHz signal is applied to the IF unit as a 2nd LO signal.

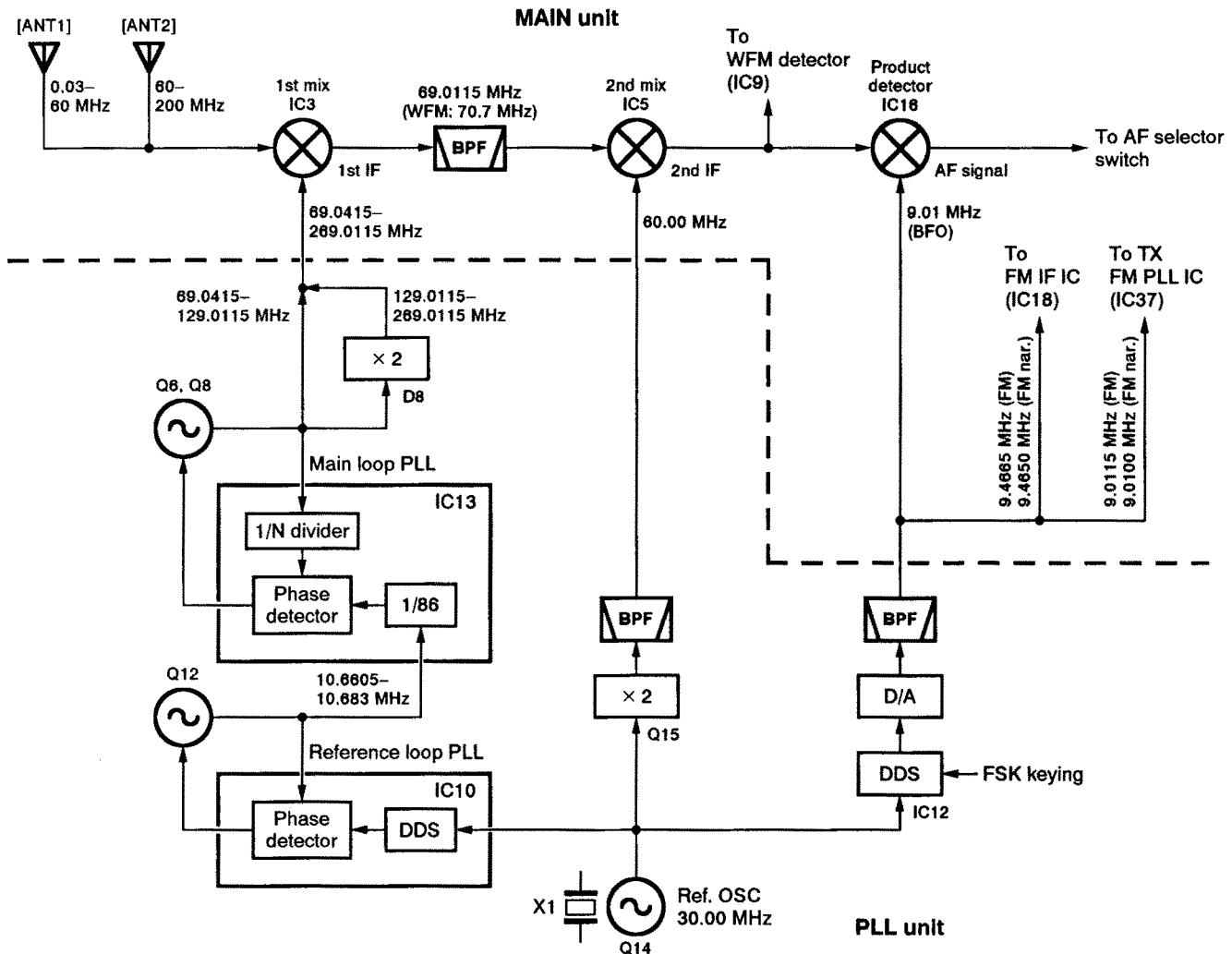
### 3-3-4 BFO CIRCUIT

The DDS IC (IC12) generates a 10-bit digital signal. The signal is converted to an analog wave signal at the D/A converter. The analog wave is passed through the high-pass filter and low-pass filter. The 9 MHz BFO signal passes through the bandpass filter and is then applied to the MAIN unit via the "BFO" signal line.

While transmitting in RTTY mode, the RTTY keying signal is applied to IC12 pin 3 to shift the generated frequency and to obtain 2 frequencies for FSK operation.

While receiving in FM or FM narrow mode, the BFO circuit generates a 9.4665 MHz or 9.4650 MHz frequency as the 3rd LO signal, respectively.

### Frequency construction





While transmitting in FM or FM narrow mode, the BFO circuit generates a 9.0115 MHz or 9.0100 MHz frequency as the TX FM PLL reference frequency, respectively.

Mode	RX BFO/3rd LO frequency [MHz]	TX BFO/FM PLL ref. frequency [MHz]
USB	9.0130	9.0130
LSB	9.0100	9.0100
CW	9.0106 (- CW pitch frequency)	9.0106 (- CW pitch frequency)
CW-R	9.0106 (+ CW pitch frequency)	9.0106 (+ CW pitch frequency)
RTTY	9.008375 (2125 Hz tone) 9.008885 (1615 Hz tone)	9.0105 (MARK)
AM	No output	9.0100
FM	9.4665 (3rd LO)	9.0115 (PLL ref.)
FM nar.	9.4650 (3rd LO)	9.0100 (PLL ref.)
WFM	No output	No output

IF shift: Center RTTY: Normal polarity

### 3-4 LOGIC CIRCUITS

#### 3-4-1 BAND SELECTION DATA (MAIN AND PLL UNITS)

To select the correct RF low-pass filter, high-pass filter and VCOs on the PLL unit, the CPU outputs the following band selection data from the I/O expander (MAIN unit IC31, IC32), the A/D converter (MAIN unit IC35) or DDS IC (PLL unit IC10) depending on the displayed frequency.

The A/D converter output from IC35 pin 5 is doubled by 2 at IC34a to obtain the band voltage for external equipment.

##### Band selection data

Frequency (MHz)	IC31, IC32 (MAIN)		IC35 (MAIN)	IC10 (PLL)	
	HPF BPF	LPF	1/2 band voltage	VCO	LPF BPF
0.03-1.999	L1	L1	3.76 V	VCO1	LOF1
2.0-3.999	L2	L2	3.08 V		
4.0-7.999	L3	L3	2.57 V		
8.0-10.999	L4	L4	0 V		
11.0-14.999			2.06 V		
15.0-21.999	L5	L5	1.61 V		
22.0-29.999	L6	L6	1.12 V	VCO2	LOF2
30.0-39.999	B7W	L7	0.61 V		
40.0-59.999	B7				
60.0-128.999	B8W	L8		VCO1	LOF3
129.0-143.999				LOF4	
144.0-148.000	B8			VCO2	LOF5
148.000001-200.000000	B8W			LOF4	

#### 3-4-2 MAIN CPU PORT ALLOCATIONS (MAIN UNIT IC25)

Pin number	Port name	Description
9	SPS (P52)	Outputs a mute signal for AF power amplifier according to the [PHONES] jack.
13	DASH (P97)	Input port for DASH signal of the paddle to the internal keyer.
14	DOT (P96)	Input port for DOT signal of the paddle to the internal keyer.
15	SNDL (P95)	Input port for transmit/receive switching signals. This port becomes "High" while transmitting.
16	TKEY (P94)	Input port for the keying signal of optional AT-180/AH-3 antenna tuners.
17	TCON (P93)	Input port for the optional AH-3 antenna tuner.
19	PWK (P91)	Input port for the [POWER] switch.
20	POWS (P90)	Outputs a power ON signal.
21	ATST (P60)	Outputs start signal for the optional AT-180 antenna tuner.
22	BEEP (P61)	Outputs beep tone and CW side tone signals.
23	AHST (P62)	Outputs start signal for the optional AH-3 antenna tuner.
24	SQSS (P63)	Outputs a squelch control signal.
30	SMV (P70)	S-meter level input for squelch control.
31	NSQV (P71)	FM noise level input for squelch control.
32	FORV (P72)	Forward RF power level input for Po and SWR meter indications.
33	REFV (P73)	Reflected RF power level input for SWR meter indication.
34	ALCV (P74)	ALC level input for ALC meter indication.
37	TONE (P77)	Outputs subaudible tone signals.
39	BUSY (P40)	Input port for the optional UT-102 busy signal. This port becomes "High" during speech synthesis.
40	ETON (P40)	Outputs tone burst signals for European repeaters.
41	SPST (P42)	Outputs a strobe signal for the optional UT-102.
42	IDT (P43)	Outputs serial data for the I/O expanders, optional AT-180/UT-102.
43	ICK (P44)	Outputs a clock signal for the I/O expanders, optional AT-180/UT-102.

### MAIN CPU PORT ALLOCATIONS (Continued)

Pin number	Port name	Description
44	IBST (P45)	Outputs a strobe signal for the I/O expander ICs (IC31, IC32).
45	IMST (P46)	Outputs a strobe signal for the I/O expander IC (IC30).
46	IAST (P47)	Outputs a strobe signal for the D/A converter IC (IC35).
48	PBST (P27)	Outputs a strobe signal for the BFO DDS IC (IC12).
49–51	CON2–CON0 (P26–P24)	Output mode control signals for the 1st LO DDS IC (IC10).
52	PDST (P23)	Outputs a strobe signal for the 1st LO DDS IC (IC10).
53	PCE (P22)	Outputs a strobe signal for the 1st LO PLL IC (IC13).
54	PDT (P21)	Outputs serial data for the DDS ICs and PLL IC.
55	PCK (P20)	Outputs a clock signal for the DDS ICs and PLL IC.
65	MCK (P30)	Inputs a clock signal for microphone up/down switches.
66	MUD (P31)	Input port for microphone up/down switches.
74	SNDS (P80)	Input port for transmit/receive switching signals for the [ACC] socket. This port becomes "Low" while transmitting.
75	KDS (P81)	Outputs a CW keying signal or RTTY TX signal.
78	TXD1 (P84)	Output port for CI-V bus line.
79	RXD1 (P85)	Input port for CI-V bus line.

### 3-4-3 SUB CPU PORT ALLOCATIONS (DISPLAY UNIT IC1)

Pin number	Port name	Description
1	SFTV (PC3)	Input port for the [SHIFT] control.
18	PTTS (P27)	Outputs a PTT signal. Becomes "Low" while transmitting.
19	AMBS (P30)	Outputs a control signal for backlighting.
20	DIMS (P31)	Outputs a dimmer control signal for backlighting.
80	PHNL (P13)	Input port for the connection signal of the [PHONES] jack.

### SUB CPU PORT ALLOCATIONS (Continued)

Pin number	Port name	Description
81	RITK (P14)	Input port for the [RIT] switch.
90–95	KI0–KI5 (PB0–PB5)	Input ports for the [P.AMP/ATT], [TUNER/CALL], [MENU], [F-1]–[F-3], [DISP], [LOCK], [MODE], [TS], [UP] and [DN] switches on the front panel.
96	PTTV (PB6)	Input port for the [PTT] switch on the microphone.
97	MUDV (PB7)	Input port for the up/down switches on the microphone.
98	AFGV (PC0)	Input port for the [AF] control.
99	SQLV (PC1)	Input port for the [RF/SQL] control.
100	RITV (PC2)	Input port for the [RIT] control.

### 3-4-4 I/O EXPANDER PORT ALLOCATIONS

#### (1) Output ports (MAIN unit IC30)

Pin number	Port name	Description
4	MODS (Q1)	Outputs selection signal for the modulation signal.
5	AMS (Q2)	Outputs selection signal for AM mode.
6	FMS (Q3)	Outputs selection signal for FM and FM narrow modes.
7	WFMS (Q3)	Outputs selection signal for WFM mode.
11, 12	AFS1, AFS2 (Q8, Q7)	Output selection signals for the AF signal.
13	UNFM (Q6)	Outputs selection signal for SSB/CW/RTTY/AM modes.
14	MINH (Q5)	Outputs an inhibit signal for the microphone mute circuit (IC23).

#### (2) Output ports (MAIN unit IC31)

Pin number	Port name	Description
6, 7, 13, 14	B7, B7W, B8W, B8 (Q3, Q4, Q6, Q5)	Output selection signals for the bandpass filters.
11, 12	2N80, 1S15 (Q8, Q7)	Output selection signals for the IF filters.

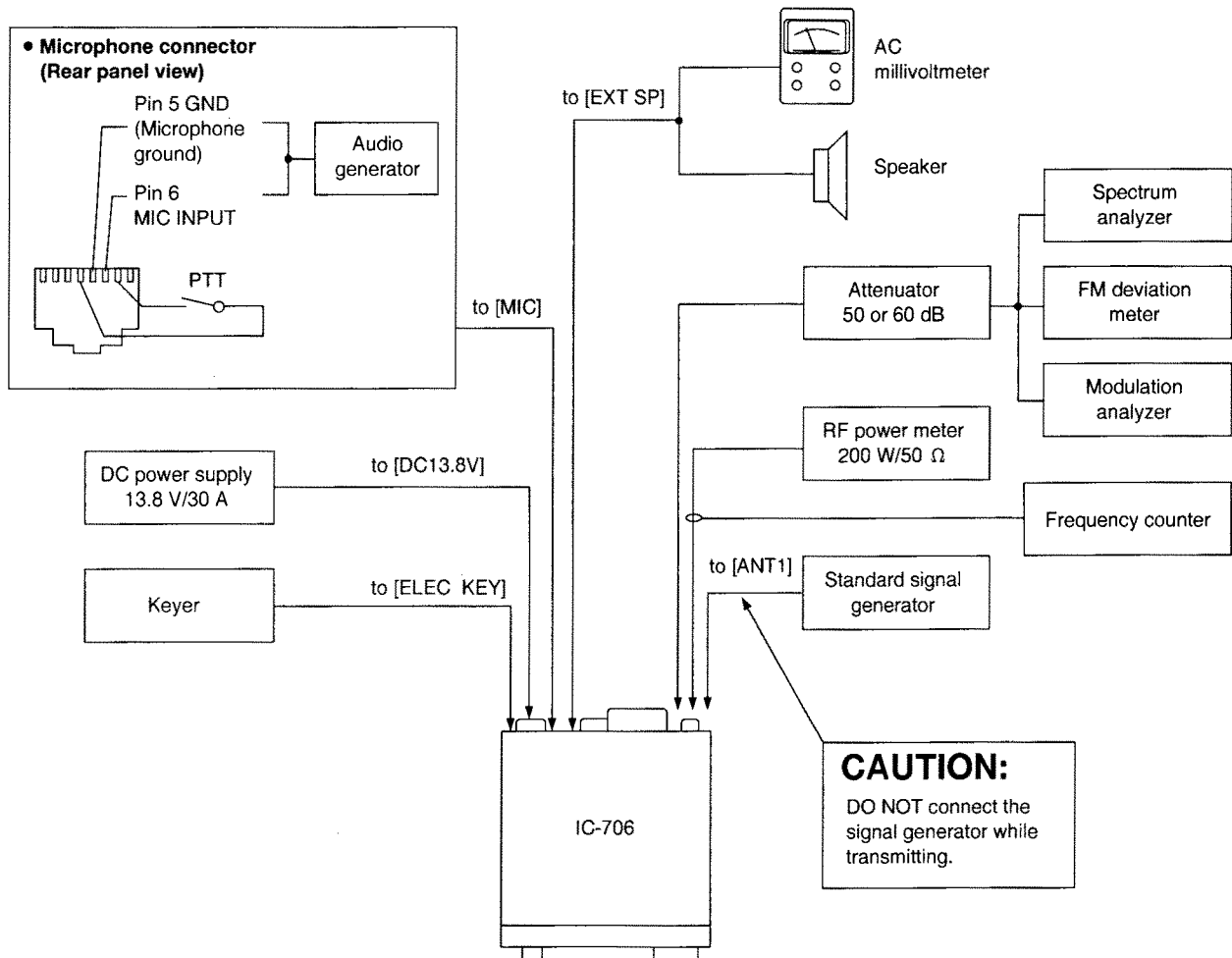
# SECTION 4 ADJUSTMENT PROCEDURES

## 4-1 PREPARATION BEFORE SERVICING

### ■ REQUIRED TEST EQUIPMENT

EQUIPMENT	GRADE AND RANGE	EQUIPMENT	GRADE AND RANGE
DC power supply	Output voltage : 13.8 V DC	AC millivoltmeter	Measuring range : 10 mV—10 V
	Current capacity : 30 A or more	DC voltmeter	Input Impedance : 50 k $\Omega$ /DC or better
RF power meter (terminated type)	Measuring range : 10—200 W	Ammeter	Measurement capability : 1 A and 30 A
	Frequency range : 1.8—30 MHz	Audio generator	Frequency range : 300—3000 Hz
	Impedance : 50 $\Omega$	Output level : 1—500 mV	
	SWR : Less than 1.2:1		
Frequency counter	Frequency range : 0.1—100 MHz	Attenuator	Power attenuation : 50 or 60 dB
	Frequency accuracy : $\pm 1$ ppm or better	Capacity : 150 W or more	
Sensitivity : 100 mV or better		Spectrum analyzer	Frequency range : At least 400 MHz
		Spectrum bandwidth : $\pm 100$ MHz or more	
RF voltmeter	Frequency range : 0.1—100 MHz	FM deviation meter	Frequency range : At least 200 MHz
	Measuring range : 0.01—10 V	Measuring range : 0 to $\pm 10$ kHz	
Digital multimeter	Input impedance : 10 M $\Omega$ /DC or better	Modulation analyzer	Frequency range : At least 150 MHz
Standard signal generator (SSG)	Frequency range : 0.1—100 MHz	Measuring range : 0—100%	
	Output level : 0.1 $\mu$ V—32 mV (-127 to -17 dBm)	External speaker	Impedance : 8 $\Omega$
Distortion meter	Frequency range : 1 kHz $\pm 10\%$	Max. Input power : 5 W	
	Measuring range : 1—100%		
Oscilloscope	Frequency range : DC—20 MHz		
	Measuring range : 0.01—10 V		

### ■ CONNECTION



## 4-2 PLL ADJUSTMENT

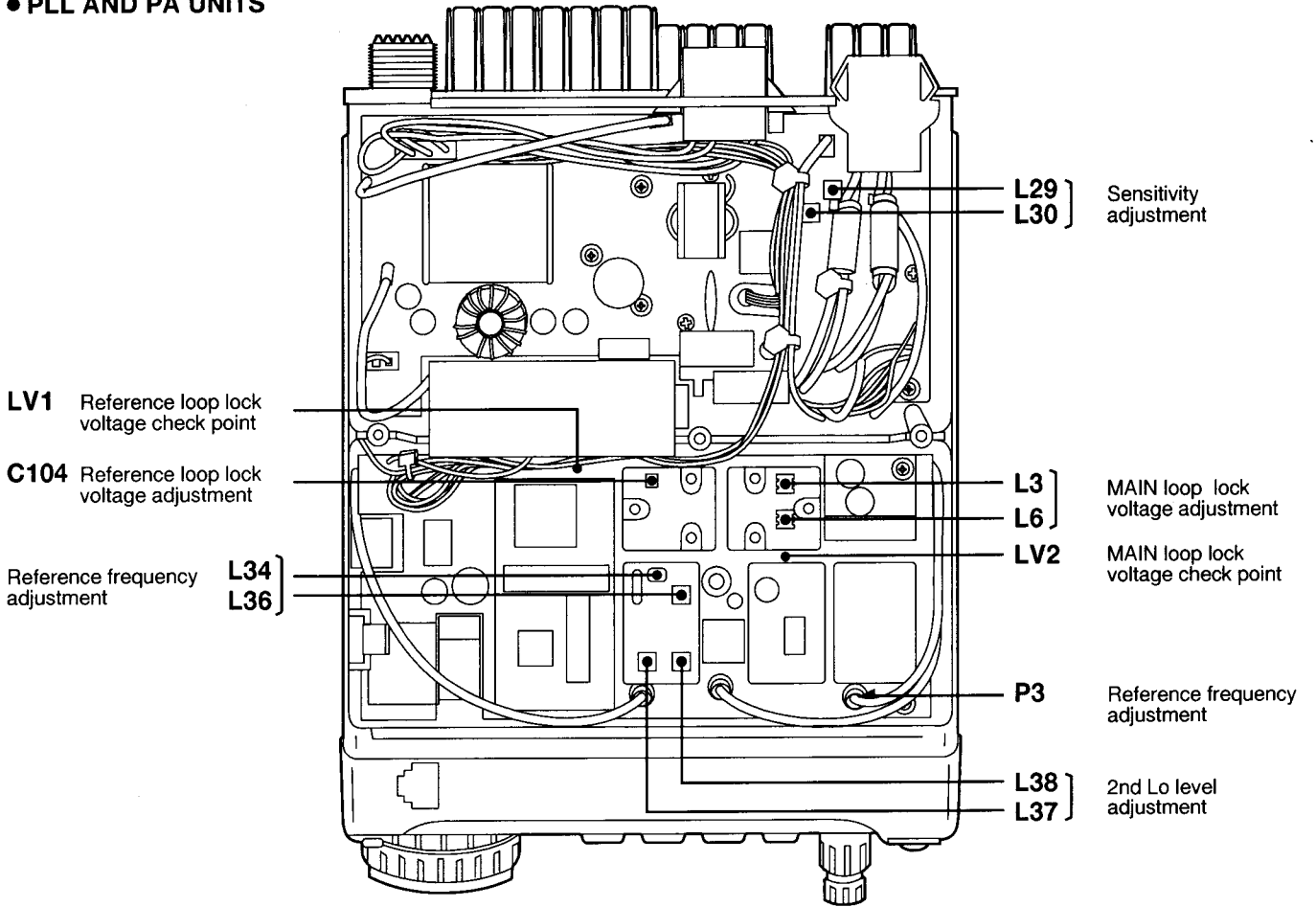
ADJUSTMENT	ADJUSTMENT CONDITIONS	MEASUREMENT		VALUE	ADJUSTMENT POINT	
		UNIT	LOCATION		UNIT	ADJUST
REFERENCE FREQUENCY	<ul style="list-style-type: none"> <li>Displayed frequency: Any</li> <li>L36 (PLL unit) : Center</li> <li>Receiving</li> </ul>	PLL	Connect an RF voltmeter to P3.	Maximum level (0 dBm or more)	PLL	L37, L38
			Connect a frequency counter to P3.			60.000000 MHz
REFERENCE LOOP LOCK VOLTAGE	<ul style="list-style-type: none"> <li>Displayed frequency: 0.03000 MHz</li> <li>Mode : USB</li> <li>Receiving</li> </ul>	PLL	Connect a digital multimeter or oscilloscope to LV1.	2.0 V	PLL	C104
MAIN LOOP LOCK VOLTAGE	<ul style="list-style-type: none"> <li>Displayed frequency: 30.00000 MHz</li> <li>Mode : USB</li> <li>Receiving</li> </ul>	PLL	Connect a digital multimeter or oscilloscope to LV2.	1.1 V	PLL	L6
	<ul style="list-style-type: none"> <li>Displayed frequency: 60.00000 MHz</li> </ul>			1.1 V		L3

## 4-3 RECEIVER ADJUSTMENT

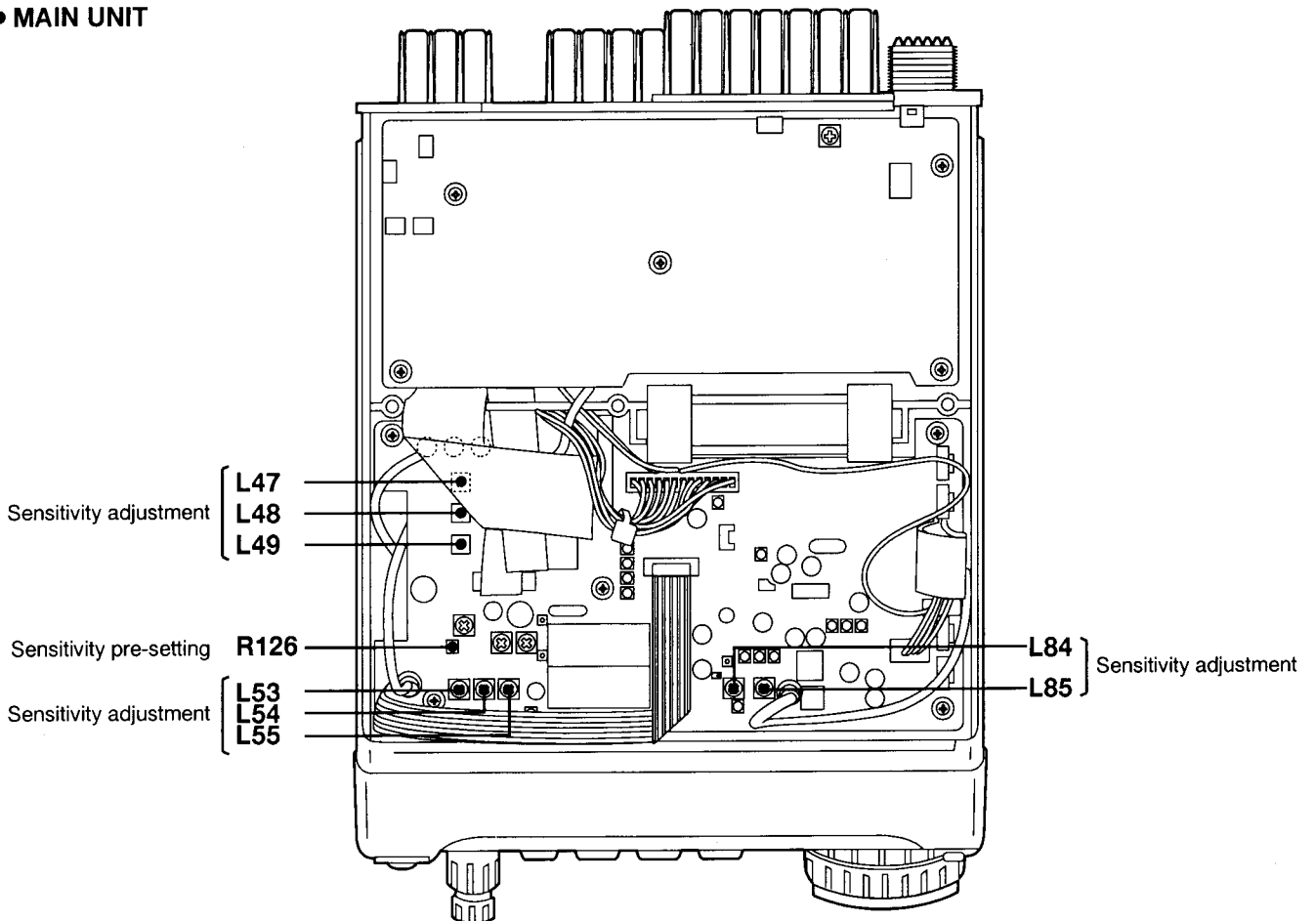
ADJUSTMENT	ADJUSTMENT CONDITIONS	MEASUREMENT		VALUE	ADJUSTMENT POINT		
		UNIT	LOCATION		UNIT	ADJUST	
SENSITIVITY	<ul style="list-style-type: none"> <li>Displayed frequency: 14.10000 MHz</li> <li>Mode : USB</li> <li>[RIT] : OFF</li> <li>[M4 AGC] : Fast (F AGC)</li> <li>[M3 NB] : OFF</li> <li>[P.AMP/ATT] : Preamp</li> <li>[COMP GAIN] : Center</li> <li>[BEEP/SIDE T] : Center</li> <li>[VOX GAIN] : Center</li> <li>[ANTI VOX] : Max. counterclockwise</li> <li>R126 (MAIN unit): Max. counterclockwise</li> <li>Connect a standard signal generator to [ANT 1] and set as: <ul style="list-style-type: none"> <li>Frequency : 14.10150 MHz</li> <li>Level : 0.5 <math>\mu</math>V * (-113 dBm)</li> <li>Modulation: OFF</li> </ul> </li> <li>Receiving</li> </ul>	Rear panel	Connect an AC millivoltmeter to [EXT SP] jack with an 8 $\Omega$ dummy load.	Maximum output level	MAIN	Adjust repeatedly L47, L48, L49, L53, L54, L55, L84, L85	
	<ul style="list-style-type: none"> <li>Mode : FM</li> <li>[M3 NAR] : OFF</li> <li>Set the standard signal generator as: <ul style="list-style-type: none"> <li>Frequency : 14.10000 MHz</li> <li>Level : 0.5 mV * (-53 dBm)</li> <li>Modulation: 1 kHz</li> <li>Deviation : <math>\pm</math>5 kHz</li> </ul> </li> </ul>		Connect a distortion meter to [EXT SP] jack.			Minimum distortion level	Adjust repeatedly L47, L48, L49
	<ul style="list-style-type: none"> <li>[M3 NAR] : ON</li> <li>Set the standard signal generator as: <ul style="list-style-type: none"> <li>Deviation : <math>\pm</math>4 kHz</li> </ul> </li> </ul>						Adjust repeatedly L53, L54
	<ul style="list-style-type: none"> <li>Displayed frequency: 146.00000 MHz</li> <li>[M3 NAR] : OFF</li> <li>Connect the standard signal generator to [ANT 2] and set as: <ul style="list-style-type: none"> <li>Frequency : 146.00000 MHz</li> <li>Deviation : <math>\pm</math>3.5 kHz</li> </ul> </li> </ul>						PA

\* This output level of the standard signal generator (SSG) is indicated as SSG's open circuit.

● PLL AND PA UNITS



● MAIN UNIT



## RECEIVER ADJUSTMENT (CONTINUED)

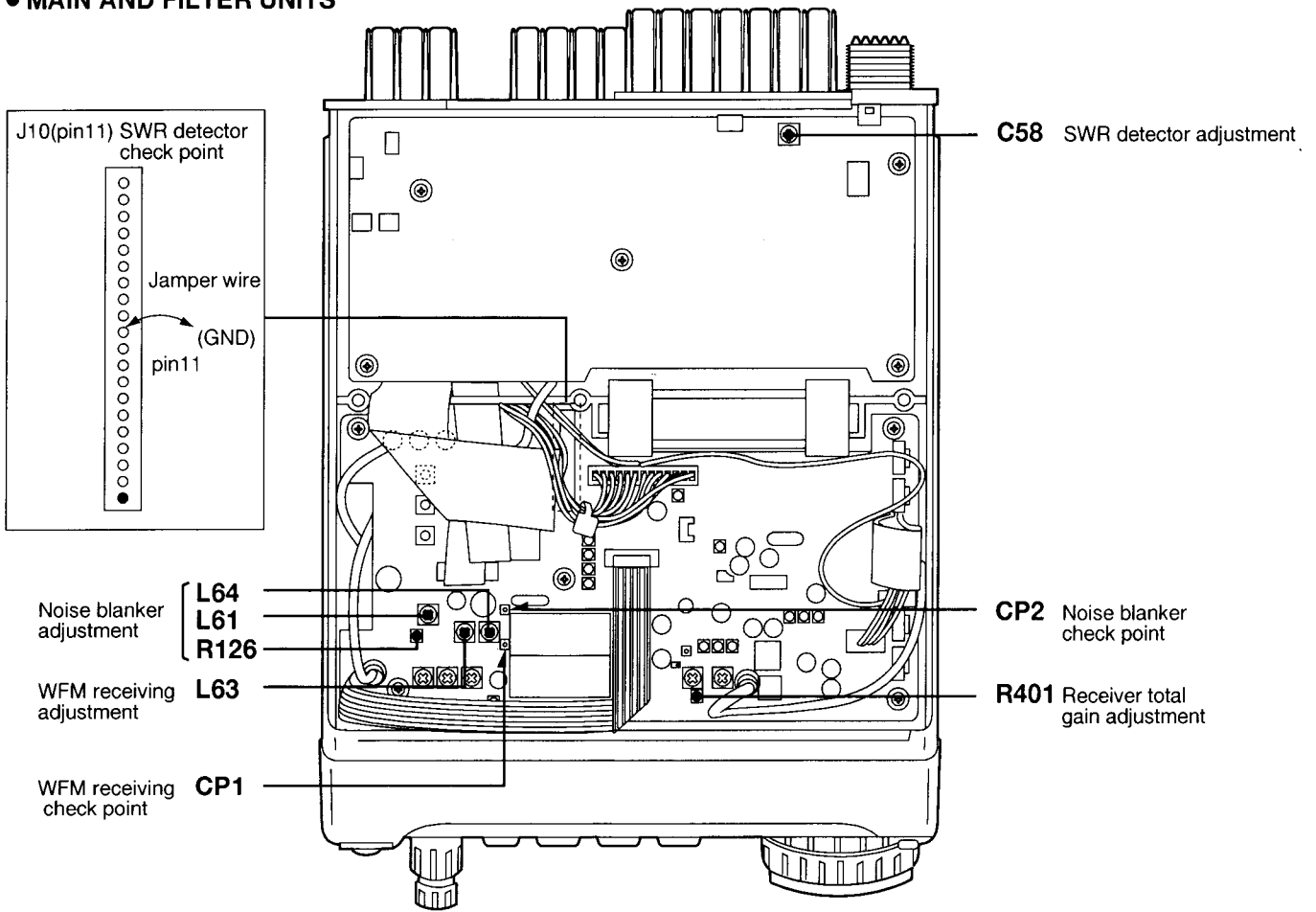
ADJUSTMENT	ADJUSTMENT CONDITIONS	MEASUREMENT		VALUE	ADJUSTMENT POINT	
		UNIT	LOCATION		UNIT	ADJUST
RECEIVER TOTAL GAIN	1 <ul style="list-style-type: none"> <li>Displayed frequency: 14.1000 MHz</li> <li>Mode : USB</li> <li>[P.AMP/ATT] : OFF</li> <li>Connect a standard signal generator to [ANT 1] and set as: <ul style="list-style-type: none"> <li>Frequency: 14.1015 MHz</li> <li>Level : 0.5 mV * (-53 dBm) and OFF</li> <li>Modulation: OFF</li> </ul> </li> </ul>	Rear panel	Connect an AC millivoltmeter to [EXT SP] jack with an 8 Ω dummy load.	30 dB of AF level difference	MAIN	R401
WFM RECEIVING	1 <ul style="list-style-type: none"> <li>Displayed frequency: 80.00000 MHz</li> <li>Mode : WFM</li> <li>Connect a standard signal generator to [ANT 2] and set as: <ul style="list-style-type: none"> <li>Frequency: 80.00000 MHz</li> <li>Level : 0.5 mV * (-53 dBm)</li> </ul> </li> <li>Receiving</li> </ul>	MAIN	Connect a digital multimeter or oscilloscope to CP1.	4.0 V	MAIN	L63
NOISE BLANKER	1 <ul style="list-style-type: none"> <li>Displayed frequency: 14.10000 MHz</li> <li>Mode : USB</li> <li>[M3 NB] : OFF</li> <li>[P.AMP/ATT] : Preamp</li> <li>R126 (MAIN unit): Center</li> <li>Connect a standard signal generator to [ANT 1] and set as: <ul style="list-style-type: none"> <li>Frequency: 14.1015 MHz</li> <li>Level : 1.8 μV * (-82 dBm)</li> </ul> </li> </ul>	MAIN	Connect an oscilloscope to CP2.	Maximum voltage	MAIN	L61, L64
	2 <ul style="list-style-type: none"> <li>[M3 NB] : ON</li> </ul>			Noise just reduces.		
S-METER	See p. 4-9 METER ADJUSTMENT					

\* This output level of the standard signal generator (SSG) is indicated as SSG's open circuit.

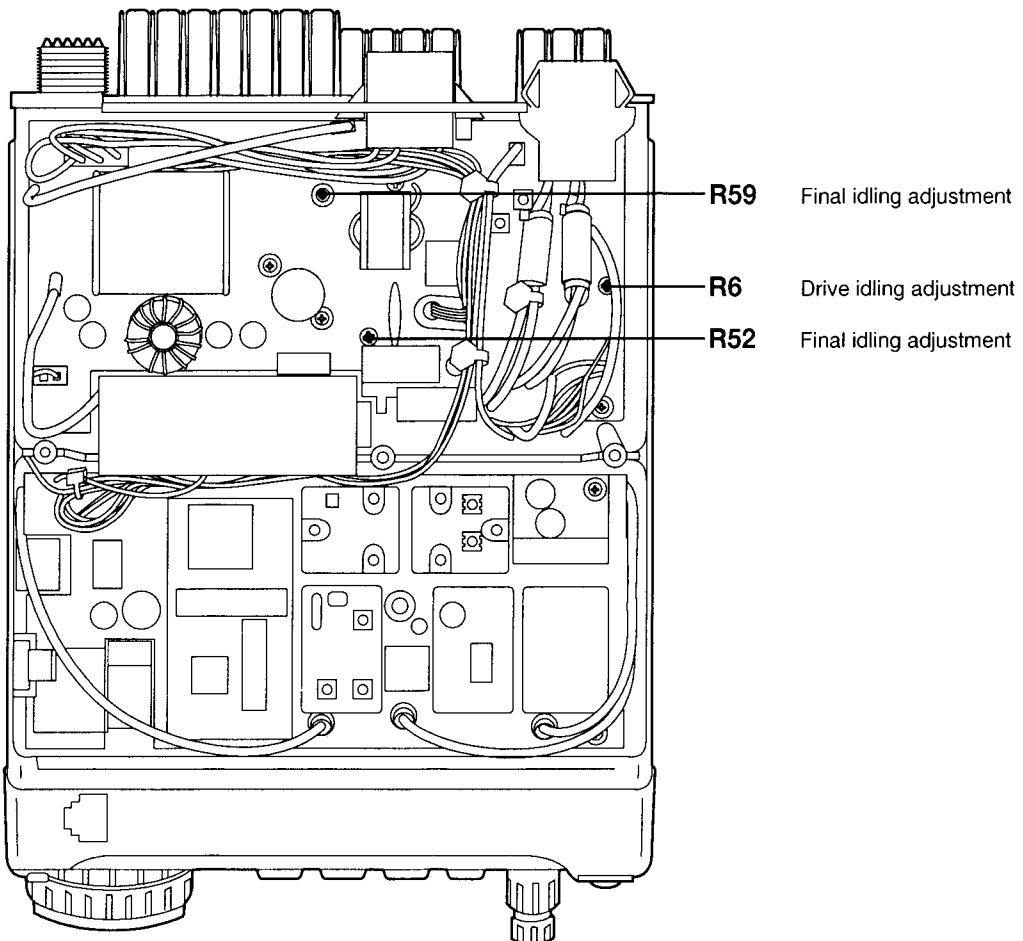
## 4-4 TRANSMITTER ADJUSTMENT

ADJUSTMENT	ADJUSTMENT CONDITIONS	MEASUREMENT		VALUE	ADJUSTMENT POINT			
		UNIT	LOCATION		UNIT	ADJUST		
IDLING CURRENT (for drive amplifiers)	1 <ul style="list-style-type: none"> <li>Displayed frequency: 14.10000 MHz</li> <li>Mode : USB</li> <li>[Q2 MIC GAIN] : 1 (minimum)</li> <li>R6 (PA unit) : Max. counterclockwise</li> <li>R52 (PA unit) : Max. counterclockwise</li> </ul>	Rear panel	Connect a DC ammeter between the DC power supply and transceiver's DC power socket.	1 A increase from that R6 is in max. counterclockwise	PA	R6		
				(for final amplifiers)		2 <ul style="list-style-type: none"> <li>R59 (PA unit) : Max. counterclockwise</li> <li>Transmitting</li> </ul>	0.5 A increase from step 1	R52
				3		0.5 A increase from step 2	R59	
SWR DETECTOR	1 <ul style="list-style-type: none"> <li>Displayed frequency: 14.10000 MHz</li> <li>Mode : USB</li> <li>Ground pin 11 of J10 (MAIN unit).</li> <li>Connect an audio generator to [MIC] connector and set as: <ul style="list-style-type: none"> <li>10 mV / 1.5 kHz</li> </ul> </li> <li>Transmitting</li> </ul>	Rear panel	Connect an RF power meter to [ANT 1] connector.	100 W	Quick set mode	Q2 MIC GAIN		
		2	MAIN	Connect a digital multimeter to pin 1 of J7.	Minimum voltage	FILTER	C58	
After adjustment, remove the jumper wire from J10.								

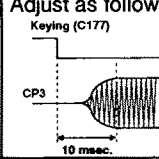
● MAIN AND FILTER UNITS



● PA UNIT

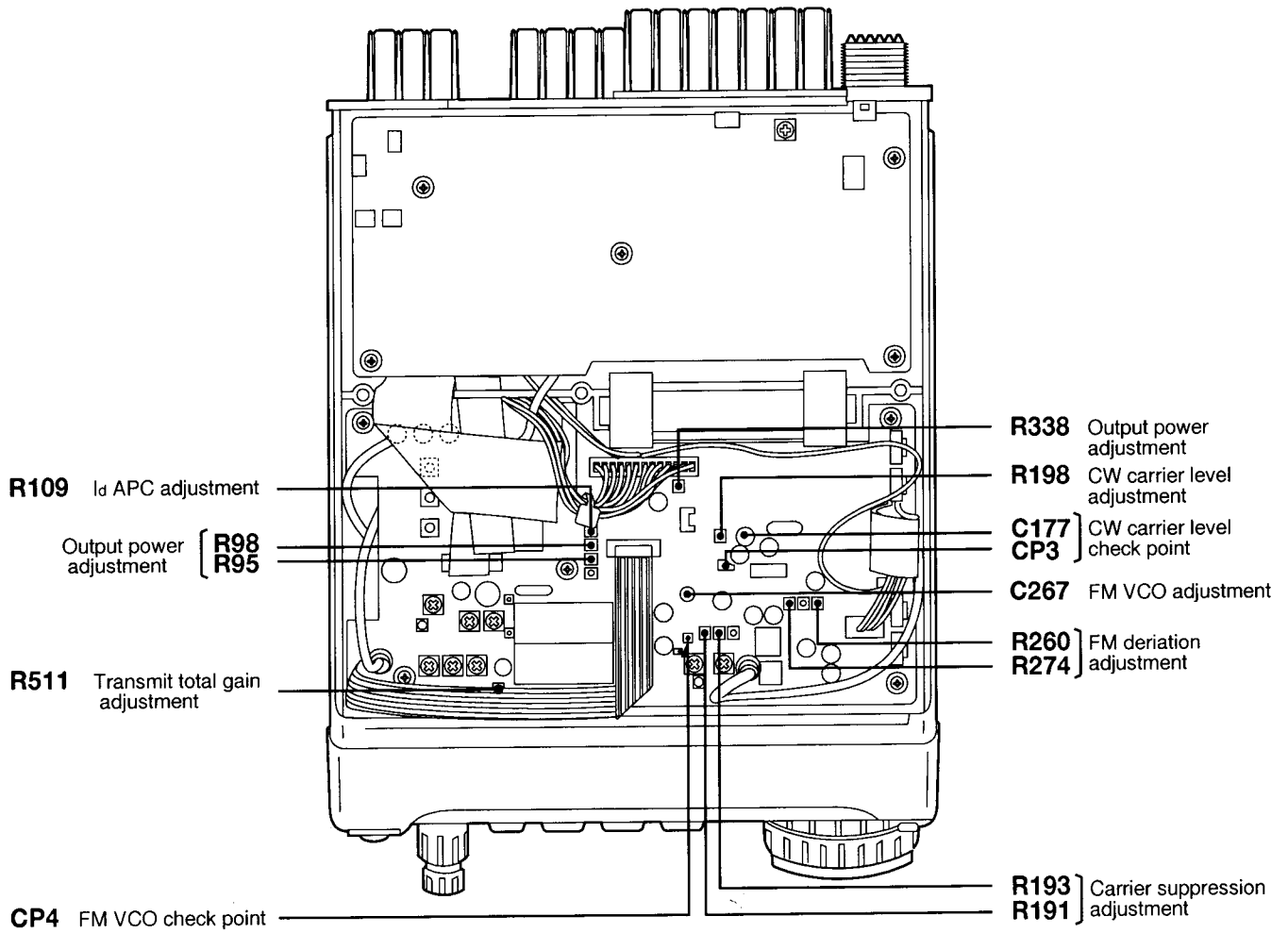


## TRANSMITTER ADJUSTMENT (CONTINUED)

ADJUSTMENT		ADJUSTMENT CONDITIONS	MEASUREMENT		VALUE	ADJUSTMENT POINT		
			UNIT	LOCATION		UNIT	ADJUST	
Id APC	1	<ul style="list-style-type: none"> <li>Displayed frequency : 3.50000 MHz</li> <li>Mode : RTTY</li> <li>[Q1 RF POWER] : H</li> <li>R95 (MAIN unit) : 3 o'clock position</li> <li>R109 (MAIN unit) : 3 o'clock position</li> <li>R198 (MAIN unit) : Max. clockwise</li> <li>Ground CP6 with a jumper wire.</li> <li>Transmitting</li> </ul>	Rear panel	Ammeter on the DC power supply	22 A	MAIN	R109	
After adjustment, remove the jumper wire from CP6.								
TRANSMIT TOTAL GAIN	1	<ul style="list-style-type: none"> <li>Displayed frequency : 14.10000 MHz</li> <li>Mode : USB</li> <li>[Q1 RF POWER] : H</li> <li>[Q2 MIC GAIN] : 5</li> <li>Connect an audio generator to [MIC] connector and set as: 10 mV / 1.5 kHz</li> <li>Transmitting</li> </ul>	Rear panel	Connect an RF power meter to [ANT 1] connector.	50 W	MAIN	R511	
CARRIER SUPPRESSION	1	<ul style="list-style-type: none"> <li>Displayed frequency : 14.10000 MHz</li> <li>Mode : USB and LSB</li> <li>Apply no signal to [MIC] connector.</li> <li>Transmitting</li> </ul>	Rear panel	Connect a spectrum analyzer to [ANT 1] via an attenuator.	Minimum carrier level	MAIN	Adjust repeatedly R191, R193	
OUTPUT POWER	1	<ul style="list-style-type: none"> <li>Displayed frequency : 14.10000 MHz</li> <li>Mode : USB</li> <li>[Q2 MIC GAIN] : 5</li> <li>Connect an audio generator to [MIC] connector and set as: 100 mV / 1.5 kHz</li> <li>Transmitting</li> </ul>	Rear panel	Connect an RF power meter to [ANT 1] connector.	100 W	MAIN	R95	
	2	<ul style="list-style-type: none"> <li>Displayed frequency : 52.00000 MHz</li> </ul>			100 W			R98
	3	<ul style="list-style-type: none"> <li>Displayed frequency : 145.00000 MHz</li> </ul>			10 W			R338
CW CARRIER LEVEL	1	<ul style="list-style-type: none"> <li>Displayed frequency : 14.10000 MHz</li> <li>Mode : CW</li> <li>[Q1 RF POWER] : H</li> <li>[Q5 KEY SPEED] : 60</li> <li>[M4 BRK] : BK (semi break-in)</li> <li>Transmit dots for a while using a paddle.</li> </ul>	MAIN	Connect an oscilloscope to CP3 and C177.	Adjust as follows: Keying (C177) 	MAIN	R198	
FM VCO	1	<ul style="list-style-type: none"> <li>Displayed frequency : 29.10000 MHz</li> <li>Mode : FM</li> <li>[M4 TON] : OFF</li> <li>[Q1 RF POWER] : H</li> <li>Apply no signal to [MIC] connector.</li> <li>Transmitting</li> </ul>	MAIN	Connect a digital multi-meter to CP4.	1.5 V	MAIN	C267	
FM DEVIATION	1	<ul style="list-style-type: none"> <li>Displayed frequency : 29.10000 MHz</li> <li>Mode : FM</li> <li>[M4 TON] : OFF</li> <li>[Q1 RF POWER] : H</li> <li>[Q2 MIC GAIN] : 5</li> <li>R260 (MAIN unit) : Center</li> <li>Connect an audio generator to [MIC] connector and set as: 300 mV / 1 kHz</li> <li>Transmitting</li> </ul>	Rear panel	Connect an FM deviation meter to [ANT1] via an attenuator.	± 4.8 kHz	MAIN	R274	
	2	<ul style="list-style-type: none"> <li>Set the audio generator as: 10 mV / 1 kHz</li> </ul>			± 3.5 kHz		R260	



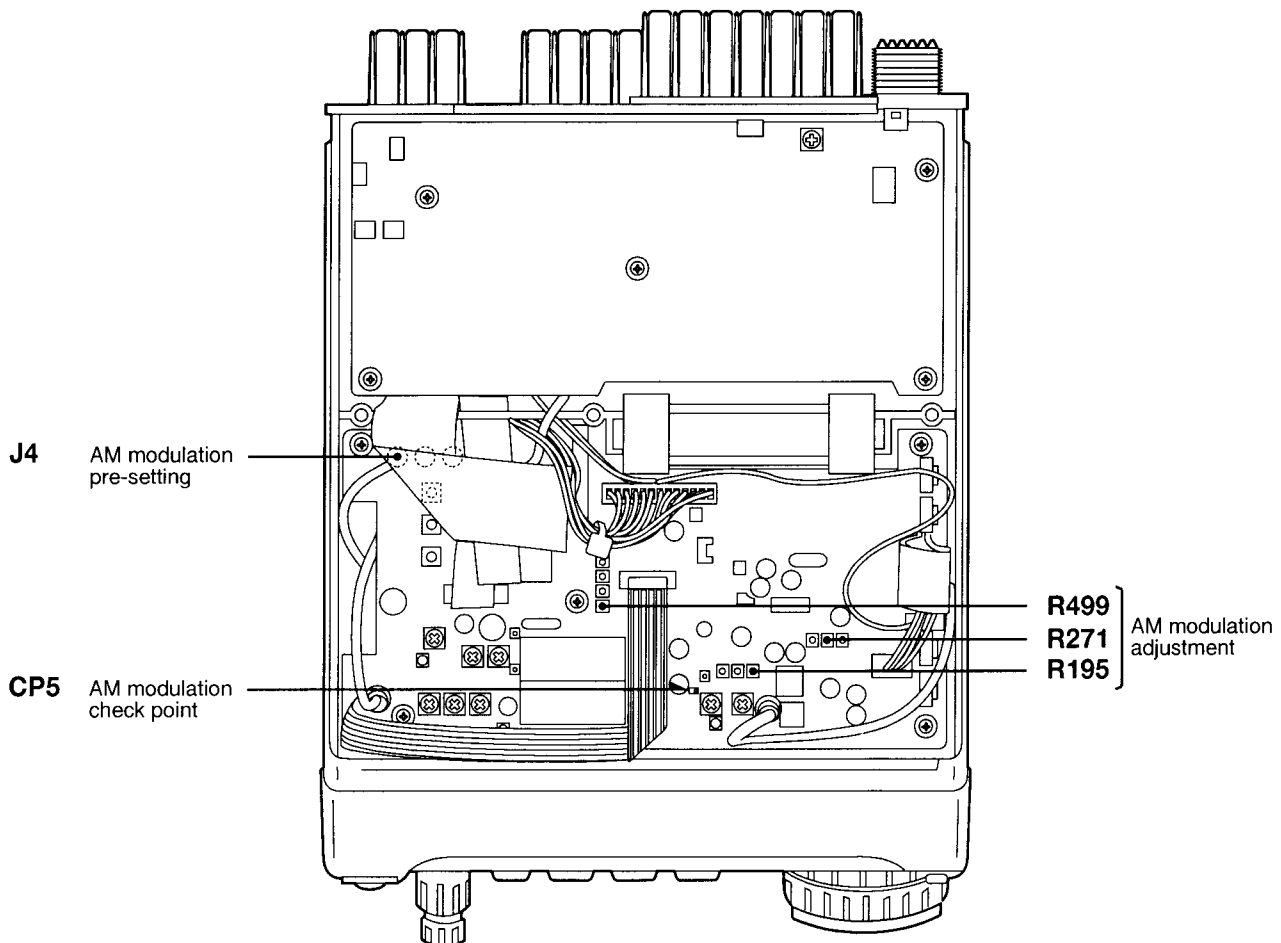
● MAIN UNIT



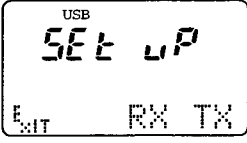
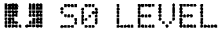
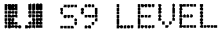
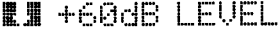
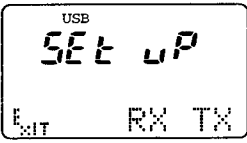
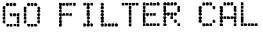

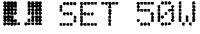
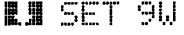
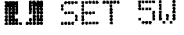
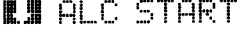
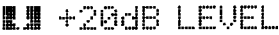
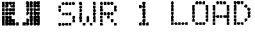
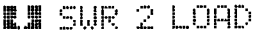
## TRANSMITTER ADJUSTMENT (CONTINUED)

ADJUSTMENT	ADJUSTMENT CONDITIONS	MEASUREMENT		VALUE	ADJUSTMENT POINT	
		UNIT	LOCATION		UNIT	ADJUST
AM MODULATION	1 <ul style="list-style-type: none"> <li>• Displayed frequency : 14.10000 MHz</li> <li>• Mode : AM</li> <li>• [Q1 RF POWER] : H</li> <li>• [Q2 MIC GAIN] : 5</li> <li>• Disconnect the plug from J4 (MAIN unit).</li> </ul>	MAIN	Connect an oscilloscope to CP5.	200 mVp-p	MAIN	R195
	2 <ul style="list-style-type: none"> <li>• Connect the plug to J4 (MAIN unit).</li> <li>• Apply no signal to [MIC] connector.</li> <li>• Transmitting</li> </ul>	Rear panel	Connect an RF power meter to [ANT 1] connector.	35 W		R499
	3 <ul style="list-style-type: none"> <li>• Connect an audio generator to [MIC] connector and set as: 100 mV / 1 kHz</li> </ul>		Connect a modulation analyzer to [ANT1] via an attenuator.	85% modulation		R271

### • MAIN UNIT



## 4-5 METER ADJUSTMENT (METER SET MODE)

ADJUSTMENT	ADJUSTMENT CONDITIONS	DISPLAY	OPERATION	
S-METER	1	<ul style="list-style-type: none"> <li>• Enter Meter set mode: <ul style="list-style-type: none"> <li>· Turn power OFF.</li> <li>· Terminate the [REMOTE] jack with a 3.5(d) mm mini-plug.</li> <li>· While pushing [P.AMP/ATT] and [TUNE/CALL], turn power ON.</li> </ul> </li> </ul>		Push [F-2(RX)] to enter S-meter setting mode.  Then advance to the following setting, or push [UP]/[DN] to scroll the display.
	2	<ul style="list-style-type: none"> <li>• Connect a standard signal generator to [ANT 1] and set as:            Frequency : 14.15150 MHz            Level : OFF</li> </ul>		Push [MENU] to set the "S0" level.
	3	<ul style="list-style-type: none"> <li>• Set the standard signal generator as:            Level : 50 μV * (-73 dBm)            Modulation: OFF</li> </ul>		Push [MENU] to set the "S9" level.
	4	<ul style="list-style-type: none"> <li>• Set the standard signal generator as:            Level : 50 mV * (-13 dBm)</li> </ul>		Push [MENU] to set the "+60 dB" level. · The display returns to the same as that in step 1.
	5	Push [MENU (EXIT)] to exit meter set mode, or advance to transmit meter setting from step 2 below.		
TRANSMIT METERS	1	<ul style="list-style-type: none"> <li>• Enter Meter set mode:            See "S-METER" item, step 1 above.</li> </ul>		Push [F-3(TX)] to enter transmit meter setting mode.  Then advance to the following setting, or push [UP]/[DN] to scroll the display.
Filter calibration	2	<ul style="list-style-type: none"> <li>• Connect an RF power meter to [ANT 1].</li> </ul>		Push [MENU(GO)] to make the calibration. · Transceiver transmits for a while.
Power meter	3	<ul style="list-style-type: none"> <li>• Transmit using an external PTT switch.</li> </ul>		Set to <b>90 W</b> using main dial, then push [MENU].
	4	<ul style="list-style-type: none"> <li>• Transmit using an external PTT switch.</li> </ul>		Set to <b>50 W</b> using main dial, then push [MENU].
	5	<ul style="list-style-type: none"> <li>• Connect the RF power meter to [ANT 2].</li> <li>• Transmit using an external PTT switch.</li> </ul>		Set to <b>9 W</b> using main dial, then push [MENU].
	6	<ul style="list-style-type: none"> <li>• Transmit using an external PTT switch.</li> </ul>		Set to <b>5 W</b> using main dial, then push [MENU].
ALC meter	7	<ul style="list-style-type: none"> <li>• Connect the RF power meter to [ANT 1].</li> <li>• Wait for 2 sec. while receiving for the ALC function to engage.</li> </ul>		Push [MENU] to set ALC reference level. · Transceiver transmits for a while.
	8	<ul style="list-style-type: none"> <li>• Connect an audio generator to [MIC] connector and set as:            Level : 100 mV / 1.5 kHz</li> <li>• Transmit using an external PTT switch.</li> </ul>		Push [MENU] to set ALC zone level.
SWR meter	9	<ul style="list-style-type: none"> <li>• Connect a 50 Ω dummy load or power meter to [ANT 1].</li> </ul>		Push [MENU] to set SWR reference level. · Transceiver transmits for a while.
	9	<ul style="list-style-type: none"> <li>• Connect a 100 Ω or 25 Ω dummy load to [ANT 1].</li> </ul>		Push [MENU] to set SWR 2 level. · Transceiver transmits for a while. · The display returns to the same as that in step 1.
	10	Push [F-1 (EXIT)] to exit Meter set mode.		

\* This output level of the standard signal generator (SSG) is indicated as SSG's open circuit.

# SECTION 5 PARTS LIST

## 5-1 IC-706

[DISPLAY UNIT]

REF. NO.	ORDER NO.	DESCRIPTION	
IC1	1140005390	S.IC	HD8433834A41H
IC2	1130007960	S.IC	SED1522F0C (QFP15-100PIN)
IC3	1130002680	S.IC	μPD4030BG-T1
IC4	1110001550	S.IC	S-8054ALB-LM-T1
IC5	1180001080	S.IC	S-81250PG-PD-T1
IC6	1140003630	S.IC	X24C01S-2.7
IC7	1130005820	S.IC	TC4S584F(TE85R)
Q1	1590000680	S.TRANSISTOR	DTC114EU T107
Q2	1520000200	S.TRANSISTOR	2SB788-T2 DK
Q3	1590001150	S.TRANSISTOR	UN9211(TX)
Q4	1540000440	S.TRANSISTOR	2SD1819-T-TD
Q5	1530002690	S.TRANSISTOR	2SC4116-GR (TE85R)
Q6	1540000250	S.TRANSISTOR	2SD989-T2 CK
Q7	1530003090	S.TRANSISTOR	2SC4213-B (TE85R)
Q8	1590001150	S.TRANSISTOR	UN9211(TX)
Q9	1590001870	S.TRANSISTOR	DTA114EE TL
Q10	1530002060	S.TRANSISTOR	2SC4081 T107 R
Q11	1520000380	TRANSISTOR	2SB1143 S
D1	1750000370	S.DIODE	DA221 TL
D2	1750000370	S.DIODE	DA221 TL
D3	1750000370	S.DIODE	DA221 TL
D5	1160000140	S.DIODE	DAP222 TL
D6	1160000140	S.DIODE	DAP222 TL
D7	1160000140	S.DIODE	DAP222 TL
D8	1160000140	S.DIODE	DAP222 TL
D9	1160000140	S.DIODE	DAP222 TL
X1	8050008160	S.XTAL	CR-410 (9.8304MHz)
L1	6200003260	S.COIL	NL 322522T-101J
L2	6200003590	S.COIL	EXCCL3225U1
L3	6200003590	S.COIL	EXCCL3225U1
L4	6200003590	S.COIL	EXCCL3225U1
L5	6200003590	S.COIL	EXCCL3225U1
R1	7030003340	S.RESISTOR	ERJ3GEYJ 151 V (150 Ω)
R2	7030003400	S.RESISTOR	ERJ3GEYJ 471 V (470 Ω)
R3	7030003400	S.RESISTOR	ERJ3GEYJ 471 V (470 Ω)
R4	7030003440	S.RESISTOR	ERJ3GEYJ 102 V (1 kΩ)
R5	7030003340	S.RESISTOR	ERJ3GEYJ 151 V (150 Ω)
R6	7030003440	S.RESISTOR	ERJ3GEYJ 102 V (1 kΩ)
R7	7030003440	S.RESISTOR	ERJ3GEYJ 102 V (1 kΩ)
R8	7030003590	S.RESISTOR	ERJ3GEYJ 183 V (18 kΩ)
R9	7030003560	S.RESISTOR	ERJ3GEYJ 103 V (10 kΩ)
R10	7030003590	S.RESISTOR	ERJ3GEYJ 183 V (18 kΩ)
R11	7030003560	S.RESISTOR	ERJ3GEYJ 103 V (10 kΩ)
R12	7030003590	S.RESISTOR	ERJ3GEYJ 183 V (18 kΩ)
R13	7030003560	S.RESISTOR	ERJ3GEYJ 103 V (10 kΩ)
R14	7030003590	S.RESISTOR	ERJ3GEYJ 183 V (18 kΩ)
R15	7030003560	S.RESISTOR	ERJ3GEYJ 103 V (10 kΩ)
R16	7030003590	S.RESISTOR	ERJ3GEYJ 183 V (18 kΩ)
R17	7030003560	S.RESISTOR	ERJ3GEYJ 103 V (10 kΩ)
R18	7030003590	S.RESISTOR	ERJ3GEYJ 183 V (18 kΩ)
R19	7030003560	S.RESISTOR	ERJ3GEYJ 103 V (10 kΩ)
R20	7030003560	S.RESISTOR	ERJ3GEYJ 103 V (10 kΩ)
R21	7030003560	S.RESISTOR	ERJ3GEYJ 103 V (10 kΩ)

[DISPLAY UNIT]

REF. NO.	ORDER NO.	DESCRIPTION	
R22	7030003560	S.RESISTOR	ERJ3GEYJ 103 V (10 kΩ)
R23	7030003560	S.RESISTOR	ERJ3GEYJ 103 V (10 kΩ)
R24	7030003560	S.RESISTOR	ERJ3GEYJ 103 V (10 kΩ)
R25	7030003560	S.RESISTOR	ERJ3GEYJ 103 V (10 kΩ)
R26	7030003640	S.RESISTOR	ERJ3GEYJ 473 V (47 kΩ)
R27	7030003640	S.RESISTOR	ERJ3GEYJ 473 V (47 kΩ)
R28	7030003640	S.RESISTOR	ERJ3GEYJ 473 V (47 kΩ)
R29	7030003640	S.RESISTOR	ERJ3GEYJ 473 V (47 kΩ)
R30	7030003440	S.RESISTOR	ERJ3GEYJ 102 V (1 kΩ)
R31	7030000240	S.RESISTOR	MCR10EZJH 68 Ω (880)
R32	7030003560	S.RESISTOR	ERJ3GEYJ 103 V (10 kΩ)
R33	7010003830	RESISTOR	R20J 1 Ω
R34	7030003200	S.RESISTOR	ERJ3GEYJ 100 V (10 Ω)
R35	7030000240	S.RESISTOR	MCR10EZJH 68 Ω (880)
R36	7030003440	S.RESISTOR	ERJ3GEYJ 102 V (1 kΩ)
R37	7030003600	S.RESISTOR	ERJ3GEYJ 223 V (22 kΩ)
R38	7030003320	S.RESISTOR	ERJ3GEYJ 101 V (100 Ω)
R39	7030003320	S.RESISTOR	ERJ3GEYJ 101 V (100 Ω)
R40	7030003640	S.RESISTOR	ERJ3GEYJ 473 V (47 kΩ)
R41	7030003640	S.RESISTOR	ERJ3GEYJ 473 V (47 kΩ)
R42	7030003440	S.RESISTOR	ERJ3GEYJ 102 V (1 kΩ)
R44	7030003500	S.RESISTOR	ERJ3GEYJ 332 V (3.3 kΩ)
R45	7030003500	S.RESISTOR	ERJ3GEYJ 332 V (3.3 kΩ)
R46	7030003480	S.RESISTOR	ERJ3GEYJ 222 V (2.2 kΩ)
R47	7030003640	S.RESISTOR	ERJ3GEYJ 473 V (47 kΩ)
R49	7030003360	S.RESISTOR	ERJ3GEYJ 221 V (220 Ω)
R50	7030003800	S.RESISTOR	ERJ3GEYJ 105 V (1 MΩ)
R51	7030003680	S.RESISTOR	ERJ3GEYJ 104 V (100 kΩ)
R52	7030003720	S.RESISTOR	ERJ3GEYJ 224 V (220 kΩ)
R53	7030003680	S.RESISTOR	ERJ3GEYJ 104 V (100 kΩ)
R54	7030003800	S.RESISTOR	ERJ3GEYJ 105 V (1 MΩ)
R55	7030003680	S.RESISTOR	ERJ3GEYJ 104 V (100 kΩ)
R56	7030003720	S.RESISTOR	ERJ3GEYJ 224 V (220 kΩ)
R57	7030003680	S.RESISTOR	ERJ3GEYJ 104 V (100 kΩ)
R58	7030003800	S.RESISTOR	ERJ3GEYJ 105 V (1 MΩ)
R59	7030003680	S.RESISTOR	ERJ3GEYJ 104 V (100 kΩ)
R60	7030003680	S.RESISTOR	ERJ3GEYJ 104 V (100 kΩ)
R61	7030003440	S.RESISTOR	ERJ3GEYJ 102 V (1 kΩ)
R62	7030003760	S.RESISTOR	ERJ3GEYJ 474 V (470 kΩ)
R63	7030003720	S.RESISTOR	ERJ3GEYJ 224 V (220 kΩ)
R64	7030003720	S.RESISTOR	ERJ3GEYJ 224 V (220 kΩ)
R65	7030003560	S.RESISTOR	ERJ3GEYJ 103 V (10 kΩ)
R66	7030003560	S.RESISTOR	ERJ3GEYJ 103 V (10 kΩ)
R67	7030003560	S.RESISTOR	ERJ3GEYJ 103 V (10 kΩ)
R68	7030003560	S.RESISTOR	ERJ3GEYJ 103 V (10 kΩ)
R69	7030003520	S.RESISTOR	ERJ3GEYJ 472 V (4.7 kΩ)
R70	7030003520	S.RESISTOR	ERJ3GEYJ 472 V (4.7 kΩ)
R71	7030003520	S.RESISTOR	ERJ3GEYJ 472 V (4.7 kΩ)
R72	7030003520	S.RESISTOR	ERJ3GEYJ 472 V (4.7 kΩ)
R73	7030003520	S.RESISTOR	ERJ3GEYJ 472 V (4.7 kΩ)
R74	7030003680	S.RESISTOR	ERJ3GEYJ 104 V (100 kΩ)
R75	7030003680	S.RESISTOR	ERJ3GEYJ 104 V (100 kΩ)
R76	7030003840	S.RESISTOR	ERJ3GEYJ 225 V (2.2 MΩ)
R83	7030003600	S.RESISTOR	ERJ3GEYJ 223 V (22 kΩ)
R84	7030003600	S.RESISTOR	ERJ3GEYJ 223 V (22 kΩ)
R85	7030003680	S.RESISTOR	ERJ3GEYJ 104 V (100 kΩ)
R86	7010003830	RESISTOR	R20J 1 Ω
R89	7030003520	S.RESISTOR	ERJ3GEYJ 472 V (4.7 kΩ)
R90	7030000240	S.RESISTOR	MCR10EZJH 68 Ω (880)
R91	7030000240	S.RESISTOR	MCR10EZJH 68 Ω (880)
R92	7030003440	S.RESISTOR	ERJ3GEYJ 102 V (1 kΩ)
R93	7030003440	S.RESISTOR	ERJ3GEYJ 102 V (1 kΩ)
R94	7030003200	S.RESISTOR	ERJ3GEYJ 100 V (10 Ω)
R95	7030003200	S.RESISTOR	ERJ3GEYJ 100 V (10 Ω)
R96	7030003200	S.RESISTOR	ERJ3GEYJ 100 V (10 Ω)
R97	7030003390	S.RESISTOR	ERJ3GEYJ 391 V (390 Ω)
R98	7030003480	S.RESISTOR	ERJ3GEYJ 222 V (2.2 kΩ)

S.=Surface mount

## [DISPLAY UNIT]

REF. NO.	ORDER NO.	DESCRIPTION	
C1	4030006880	S.CERAMIC	C1808 JB 1H 472K-T-A
C2	4030006880	S.CERAMIC	C1808 JB 1H 472K-T-A
C3	4030006880	S.CERAMIC	C1808 JB 1H 472K-T-A
C4	4030006880	S.CERAMIC	C1808 JB 1H 472K-T-A
C5	4030009110	S.CERAMIC	C3216 JB 1C 474K-T-A
C7	4030006880	S.CERAMIC	C1808 JB 1H 472K-T-A
C8	4030006880	S.CERAMIC	C1808 JB 1H 472K-T-A
C9	4030006880	S.CERAMIC	C1808 JB 1H 472K-T-A
C10	4030007020	S.CERAMIC	C1808 CH 1H 120J-T-A
C11	4030007020	S.CERAMIC	C1808 CH 1H 120J-T-A
C12	4030010070	S.CERAMIC	C1808 X7S 1C 104K-T-A
C13	4030010070	S.CERAMIC	C1808 X7S 1C 104K-T-A
C14	4030010070	S.CERAMIC	C1808 X7S 1C 104K-T-A
C15	4030006860	S.CERAMIC	C1808 JB 1H 102K-T-A
C16	4030006860	S.CERAMIC	C1808 JB 1H 102K-T-A
C17	4030009660	S.CERAMIC	C1808 JF 1C 224Z-T-A
C18	4030009590	S.CERAMIC	C2012 JF 1C 225Z-T-A
C19	4030010070	S.CERAMIC	C1808 X7S 1C 104K-T-A
C20	4030009590	S.CERAMIC	C2012 JF 1C 225Z-T-A
C21	4510004630	S.ELECTROLITIC	ECEV1CA100SR
C22	4030010070	S.CERAMIC	C1808 X7S 1C 104K-T-A
C23	4030010070	S.CERAMIC	C1808 X7S 1C 104K-T-A
C24	4510004630	S.ELECTROLITIC	ECEV1CA100SR
C25	4030010070	S.CERAMIC	C1808 X7S 1C 104K-T-A
C26	4030010070	S.CERAMIC	C1808 X7S 1C 104K-T-A
C27	4030009590	S.CERAMIC	C2012 JF 1C 225Z-T-A
C28	4030009590	S.CERAMIC	C2012 JF 1C 225Z-T-A
C29	4030010070	S.CERAMIC	C1808 X7S 1C 104K-T-A
C30	4030006880	S.CERAMIC	C1808 JB 1H 472K-T-A
C31	4030006880	S.CERAMIC	C1808 JB 1H 472K-T-A
C32	4030006880	S.CERAMIC	C1808 JB 1H 472K-T-A
C33	4030006880	S.CERAMIC	C1808 JB 1H 472K-T-A
C34	4030006850	S.CERAMIC	C1808 JB 1H 471K-T-A
DS1	5040002020	S.LED	CL-170UR-CD-T
DS2	5040002010	S.LED	CL-170PG-CD-T
DS3	5040002020	S.LED	CL-170UR-CD-T
DS4	5010000171	LCD	DLC-7973YBGF-1
DS5	5030001290	LED	D2264
S1	2260002250	S.SWITCH	LS22BB-2SD-PG-T
S2	2260002240	S.SWITCH	LS21BB-2SD-T
S3	2260001890	S.SWITCH	SKQDPA
S4	2260001890	S.SWITCH	SKQDPA
S5	2260001890	S.SWITCH	SKQDPA
S6	2260001890	S.SWITCH	SKQDPA
S7	2260001890	S.SWITCH	SKQDPA
S8	2260001890	S.SWITCH	SKQDPA
S9	2260001890	S.SWITCH	SKQDPA
S10	2260001890	S.SWITCH	SKQDPA
S11	2260001890	S.SWITCH	SKQDPA
S12	2260001890	S.SWITCH	SKQDPA
S13	2260002240	S.SWITCH	LS21BB-2SD-T
S14	2260001890	S.SWITCH	SKQDPA
J1	6510019120	S.CONNECTOR	S8B-PH-SM3-TB
J2	6450001630	CONNECTOR	HSJ1406-01-050
J3	6510018890	S.CONNECTOR	52559-1390
W1	7030003860	S.JUMPER	ERJ3GE JPW V
EP1	0910045817	PCB	B 4558G
EP2	8930037591	LCD CONTACT	SRCN-1691-ZNN-505-1

## [VR UNIT]

REF. NO.	ORDER NO.	DESCRIPTION	
R1	7210002780	VARIABLE	RV-300 (RK0972210) 10KB/10KB
R2	7210002790	VARIABLE	RV-301 (RK097221) 10KB/10KB
S1	2220000540	SWITCH	SW-162 (SSSS22-2-11)
J1	6510018890	S.CONNECTOR	52559-1390
EP1	0910045822	PCB	B 4559B

S.=Surface mount

[MAIN UNIT]

REF. NO.	ORDER NO.	DESCRIPTION	
IC1	1110004080	S.IC	μPC2709T-E3
IC3	1110003280	S.IC	ND487C1T-E3
IC4	1110003310	S.IC	μPC1688G-T1
IC5	1110003280	S.IC	ND487C1T-E3
IC6	1110003960	S.IC	μPC2713T-E3
IC7	1110003780	S.IC	NJM2902V-TE1
IC9	1110003140	IC	LA1150N
IC10	1160000130	S.IC	TD82783AF (TP1)
IC11	1160000130	S.IC	TD82783AF (TP1)
IC12	1110002700	S.IC	NJM2904M-T1
IC15	1130007820	S.IC	BU4052BCF-T1
IC16	1110003350	S.IC	μPC1037GR-E1(MS)
IC17	1110003350	S.IC	μPC1037GR-E1(MS)
IC18	1110003200	S.IC	TA31136FN(EL)
IC22	1140005280	S.IC	μPC5023GS-077-E1
IC23	1130006220	S.IC	TC4W53FU (TE12L)
IC24	1110002490	S.IC	M5218FP-73A
IC25	1140005700	S.IC	HD6433378A77F
IC26	1110001550	S.IC	S-8054ALB-LM-T1
IC27	1130005720	S.IC	TC7W04F (TE12L)
IC28	1140004620	S.IC	X24C16S8-2.7
IC29	1140004620	S.IC	X24C16S8-2.7
IC30	1130000830	S.IC	μPD4094BG-T1
IC31	1130000830	S.IC	μPD4094BG-T1
IC32	1130000830	S.IC	μPD4094BG-T1
IC33	1130003780	S.IC	TC4S81F (TE85R)
IC34	1110002700	S.IC	NJM2904M-T1
IC35	1110003690	S.IC	M62354GP 75EC
IC36	1160000130	S.IC	TD82783AF (TP1)
IC37	1130007660	S.IC	LC7153M-TLM
IC38	1110004100	S.IC	TA4001F (TE85L)
Q1	1590001940	S.TRANSISTOR	DTC144EE TL
Q2	1590001150	S.TRANSISTOR	UN9211(TX)
Q3	1590001150	S.TRANSISTOR	UN9211(TX)
Q4	1530003150	S.TRANSISTOR	2SC4673D-TD
Q5	1530002060	S.TRANSISTOR	2SC4081 T107 R
Q6	1590001940	S.TRANSISTOR	DTC144EE TL
Q7	1590001940	S.TRANSISTOR	DTC144EE TL
Q8	1510000510	S.TRANSISTOR	2SA1576 T107 R
Q9	1530002060	S.TRANSISTOR	2SC4081 T107 R
Q10	1560000560	S.FET	2SK882-GR (TE85L)
Q11	1510000510	S.TRANSISTOR	2SA1576 T107 R
Q12	1560000560	S.FET	2SK882-GR (TE85L)
Q13	1530002060	S.TRANSISTOR	2SC4081 T107 R
Q14	1590001870	S.TRANSISTOR	DTA114EE TL
Q15	1590001940	S.TRANSISTOR	DTC144EE TL
Q16	1530002060	S.TRANSISTOR	2SC4081 T107 R
Q21	1530002060	S.TRANSISTOR	2SC4081 T107 R
Q23	1590001940	S.TRANSISTOR	DTC144EE TL
Q27	1530003090	S.TRANSISTOR	2SC4213-B (TE85R)
Q28	1530002060	S.TRANSISTOR	2SC4081 T107 R
Q29	1510000510	S.TRANSISTOR	2SA1576 T107 R
Q30	1590001940	S.TRANSISTOR	DTC144EE TL
Q31	1590001870	S.TRANSISTOR	DTA114EE TL
Q32	1540000450	S.TRANSISTOR	2SD1623-T-TD
Q33	1530002060	S.TRANSISTOR	2SC4081 T107 R
Q34	1530002060	S.TRANSISTOR	2SC4081 T107 R
Q35	1510000510	S.TRANSISTOR	2SA1576 T107 R
Q36	1530002060	S.TRANSISTOR	2SC4081 T107 R
Q37	1590001940	S.TRANSISTOR	DTC144EE TL
Q38	1510000510	S.TRANSISTOR	2SA1576 T107 R
Q39	1530002060	S.TRANSISTOR	2SC4081 T107 R
Q40	1560000330	S.FET	2SK210-GR (TE85R)
Q41	1530002060	S.TRANSISTOR	2SC4081 T107 R
Q42	1580000620	S.FET	3SK131-T2 MAS
Q43	1560000560	S.FET	2SK882-GR (TE85L)
Q44	1530002060	S.TRANSISTOR	2SC4081 T107 R
Q45	1590001940	S.TRANSISTOR	DTC144EE TL
Q46	1590001150	S.TRANSISTOR	UN9211(TX)
Q47	1590001150	S.TRANSISTOR	UN9211(TX)
Q48	1530002060	S.TRANSISTOR	2SC4081 T107 R
Q49	1590001150	S.TRANSISTOR	UN9211(TX)
Q50	1590001940	S.TRANSISTOR	DTC144EE TL
Q51	1590001870	S.TRANSISTOR	DTA114EE TL

[MAIN UNIT]

REF. NO.	ORDER NO.	DESCRIPTION	
Q52	1530002060	S.TRANSISTOR	2SC4081 T107 R
Q53	1530002060	S.TRANSISTOR	2SC4081 T107 R
Q55	1590001540	S.TRANSISTOR	UMD6 TL
Q56	1590001540	S.TRANSISTOR	UMD6 TL
Q83	1530002060	S.TRANSISTOR	2SC4081 T107 R
Q84	1590001940	S.TRANSISTOR	DTC144EE TL
Q85	1530002060	S.TRANSISTOR	2SC4081 T107 R
Q86	1590001940	S.TRANSISTOR	DTC144EE TL
Q87	1590001920	S.TRANSISTOR	UN911F(TX)
Q88	1530002060	S.TRANSISTOR	2SC4081 T107 R
D1	1750000450	S.DIODE	1SV285-TR
D2	1750000210	S.DIODE	1SV237 (TE85R)
D13	1750000450	S.DIODE	1SV285-TR
D14	1750000450	S.DIODE	1SV265-TR
D15	1750000210	S.DIODE	1SV237 (TE85R)
D16	1790000450	S.DIODE	MA862(TX)
D17	1790000450	S.DIODE	MA862(TX)
D18	1790000450	S.DIODE	MA862(TX)
D19	1790000620	S.DIODE	MA77(TW)
D20	1790000450	S.DIODE	MA862(TX)
D21	1790000450	S.DIODE	MA862(TX)
D22	1750000450	S.DIODE	1SV265-TR
D23	1750000450	S.DIODE	1SV265-TR
D24	1790000450	S.DIODE	MA862(TX)
D25	1790000450	S.DIODE	MA862(TX)
D26	1790000450	S.DIODE	MA862(TX)
D27	1790000450	S.DIODE	MA862(TX)
D28	1790000450	S.DIODE	MA862(TX)
D29	1790000450	S.DIODE	MA862(TX)
D30	1790000450	S.DIODE	MA862(TX)
D31	1790000450	S.DIODE	MA862(TX)
D36	1160000140	S.DIODE	DAP222 TL
D37	1160000140	S.DIODE	DAP222 TL
D38	1790000450	S.DIODE	MA862(TX)
D39	1790000490	S.DIODE	HSM88AS-TR
D42	1160000140	S.DIODE	DAP222 TL
D43	1790000490	S.DIODE	HSM88AS-TR
D44	1790000490	S.DIODE	HSM88AS-TR
D46	1790000450	S.DIODE	MA862(TX)
D47	1160000140	S.DIODE	DAP222 TL
D48	1790000450	S.DIODE	MA862(TX)
D50	1750000520	S.DIODE	DAN222TL
D51	1750000370	S.DIODE	DA221 TL
D52	1160000140	S.DIODE	DAP222 TL
D53	1750000520	S.DIODE	DAN222TL
D54	1160000140	S.DIODE	DAP222 TL
D55	1160000140	S.DIODE	DAP222 TL
D57	1750000520	S.DIODE	DAN222TL
D58	1750000520	S.DIODE	[FRA], [DEN] only DAN222TL [EUR], [FRA] only DAN222TL [USA] only
D59	1750000520	S.DIODE	DAN222TL
D60	1750000520	S.DIODE	DAN222TL [USA] only
D61	1750000520	S.DIODE	DAN222TL
D62	1750000520	S.DIODE	DAN222TL
D63	1790000490	S.DIODE	HSM88AS-TR
D64	1790000490	S.DIODE	HSM88AS-TR
D65	1750000520	S.DIODE	DAN222TL
D66	1750000520	S.DIODE	DAN222TL
D67	1720000490	S.VARICAP	SVC252-TA
D68	1790000490	S.DIODE	HSM88AS-TR
D69	1790000490	S.DIODE	HSM88AS-TR
D70	1730000620	S.ZENER	RD3.6M-T2B2
D71	1160000140	S.DIODE	DAP222 TL
D72	1750000520	S.DIODE	DAN222TL
D75	1790000620	S.DIODE	MA77(TW)
D76	1790000620	S.DIODE	MA77(TW)
D78	1750000520	S.DIODE	DAN222TL
D80	1750000520	S.DIODE	DAN222TL
D81	1750000520	S.DIODE	DAN222TL
D82	1750000520	S.DIODE	DAN222TL
D83	1750000520	S.DIODE	DAN222TL
D84	1750000520	S.DIODE	DAN222TL [FRA] only
D85	1750000520	S.DIODE	DAN222TL [FRA] only

S.=Surface mount

[MAIN UNIT]

REF. NO.	ORDER NO.	DESCRIPTION	
D86	1160000140	S.DIODE	DAP222 TL
D87	1750000210	S.DIODE	1SV237 (TE85R)
D89	1730000030	S.ZENER	RD5.6M-T2B2
D90	1750000520	S.DIODE	DAN222TL
D92	1730000840	S.ZENER	RD9.1M-T2B2
D93	1730000230	ZENER	RD11E B1
D94	1790000450	S.DIODE	MA862(TX)
D97	1750000520	S.DIODE	DAN222TL
D99	1750000520	S.DIODE	DAN222TL
D100	1750000520	S.DIODE	DAN222TL
D102	1750000520	S.DIODE	DAN222TL
D103	1160000140	S.DIODE	DAP222 TL
D105	1750000520	S.DIODE	DAN222TL
D106	1790001250	S.DIODE	MA2S111-(TX)
D107	1730002300	S.ZENER	MA8082-M(TX)
F11	2010001010	FILTER	FL-120
F12	2020001140	S.CERAMIC	SFECA10.7MA-5-A
F13	2010000730	FILTER	FL-94
F14	2010000320	FILTER	FL-30
F15	2010000950	FILTER	FL-116
F16	2020001050	S.CERAMIC	SFPC455E-TC01
X1	6070000150	S.Discriminator	CDBC455CX24-TC
X2	6050009520	S.XTAL	CR-520 (19.6608MHz)
L1	6200003240	S.COIL	NL 322522T-221J
L2	6200003240	S.COIL	NL 322522T-221J
L3	6200003240	S.COIL	NL 322522T-221J
L4	6200000510	S.COIL	MLF3216E 5R8M-T
L5	6200000500	S.COIL	MLF3216A 4R7M-T
L6	6200003240	S.COIL	NL 322522T-221J
L7	6200003190	S.COIL	NL 322522T-470J
L8	6200003240	S.COIL	NL 322522T-221J
L9	6200001710	S.COIL	NL 322522T-220J
L30	6200003240	S.COIL	NL 322522T-221J
L35	6200002360	S.COIL	LQN 1A 33NJ04
L36	6200002820	S.COIL	LQN 1A 47NJ04
L37	6140002810	S.COIL	LR-317
L38	6200003000	S.COIL	NL 322522T-R22J-3
L39	6200003030	S.COIL	NL 322522T-R47J-3
L40	6200001830	S.COIL	NL 322522T-100J
L41	6140002810	S.COIL	LR-317
L42	6200002990	S.COIL	NL 322522T-2R2J-3
L43	6200002990	S.COIL	NL 322522T-2R2J-3
L44	6200002990	S.COIL	NL 322522T-2R2J-3
L45	6200002990	S.COIL	NL 322522T-2R2J-3
L46	6200001830	S.COIL	NL 322522T-100J
L47	6150004390	S.COIL	LS-492
L48	6150004390	S.COIL	LS-492
L49	6150004390	S.COIL	LS-492
L50	6140002810	S.COIL	LR-317
L51	6140002810	S.COIL	LR-317
L52	6200003030	S.COIL	NL 322522T-R47J-3
L53	6150004870	S.COIL	LS-512
L54	6150004870	S.COIL	LS-512
L55	6150004900	S.COIL	LS-512
L57	6200001710	S.COIL	NL 322522T-220J
L58	6200003260	S.COIL	NL 322522T-101J
L59	6200003260	S.COIL	NL 322522T-101J
L60	6200003260	S.COIL	NL 322522T-101J
L61	6150004880	S.COIL	LS-513
L62	6200003190	S.COIL	NL 322522T-470J
L63	6150004890	S.COIL	LS-514
L64	6150004880	S.COIL	LS-513
L65	6200003260	S.COIL	NL 322522T-101J
L66	6200003260	S.COIL	NL 322522T-101J
L70	6200003260	S.COIL	NL 322522T-101J
L71	6200001830	S.COIL	NL 322522T-100J
L72	6200003260	S.COIL	NL 322522T-101J
L74	6200003260	S.COIL	NL 322522T-101J
L75	6200002990	S.COIL	NL 322522T-2R2J-3
L76	6200001830	S.COIL	NL 322522T-100J

[MAIN UNIT]

REF. NO.	ORDER NO.	DESCRIPTION	
L77	6200003260	S.COIL	NL 322522T-101J
L78	6200002990	S.COIL	NL 322522T-2R2J-3
L81	6200003100	S.COIL	NL 322522T-3R6J-3
L82	6200003260	S.COIL	NL 322522T-101J
L84	6150004910	S.COIL	LS-516
L85	6150004910	S.COIL	LS-516
L87	6200003160	S.COIL	NL 322522T-270J
L88	6200003160	S.COIL	NL 322522T-270J
L89	6200001830	S.COIL	NL 322522T-100J
L90	6200002990	S.COIL	NL 322522T-2R2J-3
L91	6200001830	S.COIL	NL 322522T-100J
L92	6200002990	S.COIL	NL 322522T-2R2J-3
L93	6200002900	S.COIL	ELJSC 680K-F
L94	6200002900	S.COIL	ELJSC 680K-F
L95	6200003260	S.COIL	NL 322522T-101J
L96	6200003260	S.COIL	NL 322522T-101J
L99	6200002520	S.COIL	ELJNC R18K-F
L100	6180002960	S.COIL	NL 322522T-R18J-3
L101	6180002960	S.COIL	NL 322522T-R18J-3
L104	6200005190	S.COIL	MLF1608D R56K-T
L105	6200005190	S.COIL	MLF1608D R56K-T
L106	6200004940	S.COIL	MLF1608D R27K-T
L107	6200004070	S.COIL	MLR1608M 22NJ-T
L108	6200004220	S.COIL	MLR1608M 27NJ-T
L109	6200005180	S.COIL	MLF1608D R39K-T
L110	6200004600	S.COIL	MLF1608D R15K-T
L111	6200002340	S.COIL	LQN 1A 23NJ04
L112	6200002340	S.COIL	LQN 1A 23NJ04
L113	6200001650	S.COIL	ELJNC 18NK-F
L124	6200001710	S.COIL	NL 322522T-220J
L125	6200001830	S.COIL	NL 322522T-100J
L126	6200001710	S.COIL	NL 322522T-220J
L128	6200003540	S.COIL	MLF1608D R22K-T
L130	6200002460	S.COIL	ELJNC 82NK-F
L131	6200004630	S.COIL	MLR1608M 56NJ-T
L132	6200004070	S.COIL	MLR1608M 22NJ-T
R1	7030003320	S.RESISTOR	ERJ3GEYJ 101 V (100 Ω)
R2	7030006250	S.RESISTOR	ERJ12YJ271H (270 Ω)
R3	7030003390	S.RESISTOR	ERJ3GEYJ 391 V (390 Ω)
R4	7030003290	S.RESISTOR	ERJ3GEYJ 580 V (58 Ω)
R5	7030006260	S.RESISTOR	ERJ12YJ471H (470 Ω)
R6	7030003440	S.RESISTOR	ERJ3GEYJ 102 V (1 kΩ)
R7	7030006260	S.RESISTOR	ERJ12YJ471H (470 Ω)
R8	7030006260	S.RESISTOR	ERJ12YJ471H (470 Ω)
R9	7030003370	S.RESISTOR	ERJ3GEYJ 271 V (270 Ω)
R10	7030003230	S.RESISTOR	ERJ3GEYJ 180 V (18 Ω)
R11	7030003370	S.RESISTOR	ERJ3GEYJ 271 V (270 Ω)
R27	7030006260	S.RESISTOR	ERJ12YJ471H (470 Ω)
R34	7030003400	S.RESISTOR	ERJ3GEYJ 471 V (470 Ω)
R35	7030003320	S.RESISTOR	ERJ3GEYJ 101 V (100 Ω)
R36	7030003440	S.RESISTOR	ERJ3GEYJ 102 V (1 kΩ)
R37	7030003510	S.RESISTOR	ERJ3GEYJ 392 V (3.9 kΩ)
R38	7030003200	S.RESISTOR	ERJ3GEYJ 100 V (10 Ω)
R39	7030006070	S.RESISTOR	ERJ12YJ101H (100 Ω)
R40	7030003400	S.RESISTOR	ERJ3GEYJ 471 V (470 Ω)
R41	7030003360	S.RESISTOR	ERJ3GEYJ 221 V (220 Ω)
R42	7030003320	S.RESISTOR	ERJ3GEYJ 101 V (100 Ω)
R43	7030003400	S.RESISTOR	ERJ3GEYJ 471 V (470 Ω)
R45	7030003400	S.RESISTOR	ERJ3GEYJ 471 V (470 Ω)
R46	7030003440	S.RESISTOR	ERJ3GEYJ 102 V (1 kΩ)
R47	7030003440	S.RESISTOR	ERJ3GEYJ 102 V (1 kΩ)
R48	7030003440	S.RESISTOR	ERJ3GEYJ 102 V (1 kΩ)
R50	7030003370	S.RESISTOR	ERJ3GEYJ 271 V (270 Ω)
R51	7030003230	S.RESISTOR	ERJ3GEYJ 180 V (18 Ω)
R52	7030003370	S.RESISTOR	ERJ3GEYJ 271 V (270 Ω)
R53	7030003400	S.RESISTOR	ERJ3GEYJ 471 V (470 Ω)
R54	7030003320	S.RESISTOR	ERJ3GEYJ 101 V (100 Ω)
R55	7030003440	S.RESISTOR	ERJ3GEYJ 102 V (1 kΩ)
R56	7030003570	S.RESISTOR	ERJ3GEYJ 123 V (12 kΩ)
R57	7030003480	S.RESISTOR	ERJ3GEYJ 222 V (2.2 kΩ)
R58	7030003380	S.RESISTOR	ERJ3GEYJ 331 V (330 Ω)
R59	7030003280	S.RESISTOR	ERJ3GEYJ 470 V (47 Ω)
R60	7030003400	S.RESISTOR	ERJ3GEYJ 471 V (470 Ω)
R61	7030003380	S.RESISTOR	ERJ3GEYJ 331 V (330 Ω)

S.=Surface mount

[MAIN UNIT]

REF. NO.	ORDER NO.	DESCRIPTION	
R63	7030003480	S.RESISTOR	ERJ3GEYJ 222 V (2.2 kΩ)
R64	7030003280	S.RESISTOR	ERJ3GEYJ 470 V (47 Ω)
R66	7030003380	S.RESISTOR	ERJ3GEYJ 221 V (220 Ω)
R67	7030003380	S.RESISTOR	ERJ3GEYJ 221 V (220 Ω)
R68	7030003280	S.RESISTOR	ERJ3GEYJ 470 V (47 Ω)
R70	7030003380	S.RESISTOR	ERJ3GEYJ 221 V (220 Ω)
R71	7030003320	S.RESISTOR	ERJ3GEYJ 101 V (100 Ω)
R73	7030003580	S.RESISTOR	ERJ3GEYJ 103 V (10 kΩ)
R74	7030003580	S.RESISTOR	ERJ3GEYJ 103 V (10 kΩ)
R75	7030003480	S.RESISTOR	ERJ3GEYJ 222 V (2.2 kΩ)
R76	7030003320	S.RESISTOR	ERJ3GEYJ 101 V (100 Ω)
R77	7030003480	S.RESISTOR	ERJ3GEYJ 222 V (2.2 kΩ)
R78	7030003480	S.RESISTOR	ERJ3GEYJ 222 V (2.2 kΩ)
R79	7030003480	S.RESISTOR	ERJ3GEYJ 222 V (2.2 kΩ)
R80	7030003320	S.RESISTOR	ERJ3GEYJ 101 V (100 Ω)
R81	7030003480	S.RESISTOR	ERJ3GEYJ 222 V (2.2 kΩ)
R82	7030003480	S.RESISTOR	ERJ3GEYJ 222 V (2.2 kΩ)
R83	7030003480	S.RESISTOR	ERJ3GEYJ 222 V (2.2 kΩ)
R85	7030003480	S.RESISTOR	ERJ3GEYJ 222 V (2.2 kΩ)
R86	7030003480	S.RESISTOR	ERJ3GEYJ 222 V (2.2 kΩ)
R87	7030003480	S.RESISTOR	ERJ3GEYJ 222 V (2.2 kΩ)
R88	7030003320	S.RESISTOR	ERJ3GEYJ 101 V (100 Ω)
R89	7030003480	S.RESISTOR	ERJ3GEYJ 222 V (2.2 kΩ)
R90	7030003480	S.RESISTOR	ERJ3GEYJ 222 V (2.2 kΩ)
R91	7030003580	S.RESISTOR	ERJ3GEYJ 103 V (10 kΩ)
R92	7030003580	S.RESISTOR	ERJ3GEYJ 103 V (10 kΩ)
R93	7030003640	S.RESISTOR	ERJ3GEYJ 473 V (47 kΩ)
R94	7030003580	S.RESISTOR	ERJ3GEYJ 103 V (10 kΩ)
R95	7310002760	S.TRIMMER	RV-152 (RH03A3AJX0HA) 223
R99	7030003760	S.RESISTOR	ERJ3GEYJ 474 V (470 kΩ)
R100	7030003520	S.RESISTOR	ERJ3GEYJ 472 V (4.7 kΩ)
R101	7030003840	S.RESISTOR	ERJ3GEYJ 225 V (2.2 MΩ)
R102	7030003380	S.RESISTOR	ERJ3GEYJ 331 V (330 Ω)
R103	7030003680	S.RESISTOR	ERJ3GEYJ 104 V (100 kΩ)
R104	7030003580	S.RESISTOR	ERJ3GEYJ 103 V (10 kΩ)
R105	7030003800	S.RESISTOR	ERJ3GEYJ 105 V (1 MΩ)
R106	7030003470	S.RESISTOR	ERJ3GEYJ 182 V (1.8 kΩ)
R107	7030003400	S.RESISTOR	ERJ3GEYJ 471 V (470 Ω)
R108	7030003620	S.RESISTOR	ERJ3GEYJ 333 V (33 kΩ)
R109	7310002740	S.TRIMMER	RV-150 (RH03A3A14X0FC) 103
R110	7030003620	S.RESISTOR	ERJ3GEYJ 333 V (33 kΩ)
R111	7030003640	S.RESISTOR	ERJ3GEYJ 473 V (47 kΩ)
R112	7030003640	S.RESISTOR	ERJ3GEYJ 473 V (47 kΩ)
R113	7030003800	S.RESISTOR	ERJ3GEYJ 105 V (1 MΩ)
R114	7030003400	S.RESISTOR	ERJ3GEYJ 471 V (470 Ω)
R115	7030003680	S.RESISTOR	ERJ3GEYJ 104 V (100 kΩ)
R116	7030003440	S.RESISTOR	ERJ3GEYJ 102 V (1 kΩ)
R117	7030003340	S.RESISTOR	ERJ3GEYJ 151 V (150 Ω)
R118	7030003580	S.RESISTOR	ERJ3GEYJ 103 V (10 kΩ)
R119	7030003580	S.RESISTOR	ERJ3GEYJ 103 V (10 kΩ)
R120	7030003580	S.RESISTOR	ERJ3GEYJ 103 V (10 kΩ)
R121	7030003320	S.RESISTOR	ERJ3GEYJ 101 V (100 Ω)
R122	7030003420	S.RESISTOR	ERJ3GEYJ 681 V (680 Ω)
R123	7030003580	S.RESISTOR	ERJ3GEYJ 103 V (10 kΩ)
R124	7030003200	S.RESISTOR	ERJ3GEYJ 100 V (10 Ω)
R125	7030003610	S.RESISTOR	ERJ3GEYJ 273 V (27 kΩ)
R126	7310002740	S.TRIMMER	RV-150 (RH03A3A14X0FC) 103
R127	7030003680	S.RESISTOR	ERJ3GEYJ 104 V (100 kΩ)
R128	7030003320	S.RESISTOR	ERJ3GEYJ 101 V (100 Ω)
R129	7030003320	S.RESISTOR	ERJ3GEYJ 101 V (100 Ω)
R130	7030003520	S.RESISTOR	ERJ3GEYJ 472 V (4.7 kΩ)
R131	7030003400	S.RESISTOR	ERJ3GEYJ 471 V (470 Ω)
R132	7030003400	S.RESISTOR	ERJ3GEYJ 471 V (470 Ω)
R133	7030003720	S.RESISTOR	ERJ3GEYJ 224 V (220 kΩ)
R135	7030003380	S.RESISTOR	ERJ3GEYJ 221 V (220 Ω)
R136	7030003520	S.RESISTOR	ERJ3GEYJ 472 V (4.7 kΩ)
R137	7030003320	S.RESISTOR	ERJ3GEYJ 101 V (100 Ω)
R138	7030003630	S.RESISTOR	ERJ3GEYJ 393 V (39 kΩ)
R139	7030003540	S.RESISTOR	ERJ3GEYJ 682 V (6.8 kΩ)
R140	7030003380	S.RESISTOR	ERJ3GEYJ 331 V (330 Ω)
R141	7030003440	S.RESISTOR	ERJ3GEYJ 102 V (1 kΩ)
R142	7030003200	S.RESISTOR	ERJ3GEYJ 100 V (10 Ω)
R143	7030003640	S.RESISTOR	ERJ3GEYJ 473 V (47 kΩ)

[MAIN UNIT]

REF. NO.	ORDER NO.	DESCRIPTION	
R144	7030003500	S.RESISTOR	ERJ3GEYJ 332 V (3.3 kΩ)
R151	7030003680	S.RESISTOR	ERJ3GEYJ 104 V (100 kΩ)
R152	7030003580	S.RESISTOR	ERJ3GEYJ 103 V (10 kΩ)
R153	7030003440	S.RESISTOR	ERJ3GEYJ 102 V (1 kΩ)
R154	7030003540	S.RESISTOR	ERJ3GEYJ 682 V (6.8 kΩ)
R155	7030003490	S.RESISTOR	ERJ3GEYJ 272 V (2.7 kΩ)
R156	7030003440	S.RESISTOR	ERJ3GEYJ 102 V (1 kΩ)
R157	7510000860	S.THERMISTOR	NTCCF2012 3FH 222KC-T
R158	7030003800	S.RESISTOR	ERJ3GEYJ 105 V (1 MΩ)
R159	7030003440	S.RESISTOR	ERJ3GEYJ 102 V (1 kΩ)
R160	7030003520	S.RESISTOR	ERJ3GEYJ 472 V (4.7 kΩ)
R161	7030003620	S.RESISTOR	ERJ3GEYJ 333 V (33 kΩ)
R162	7030003540	S.RESISTOR	ERJ3GEYJ 682 V (6.8 kΩ)
R163	7030003680	S.RESISTOR	ERJ3GEYJ 104 V (100 kΩ)
R164	7030003680	S.RESISTOR	ERJ3GEYJ 683 V (68 kΩ)
R165	7030003440	S.RESISTOR	ERJ3GEYJ 102 V (1 kΩ)
R175	7030003560	S.RESISTOR	ERJ3GEYJ 103 V (10 kΩ)
R177	7030003440	S.RESISTOR	ERJ3GEYJ 102 V (1 kΩ)
R178	7030003560	S.RESISTOR	ERJ3GEYJ 103 V (10 kΩ)
R179	7030003640	S.RESISTOR	ERJ3GEYJ 473 V (47 kΩ)
R180	7030003500	S.RESISTOR	ERJ3GEYJ 332 V (3.3 kΩ)
R182	7030003440	S.RESISTOR	ERJ3GEYJ 102 V (1 kΩ)
R183	7030003500	S.RESISTOR	ERJ3GEYJ 332 V (3.3 kΩ)
R184	7030003200	S.RESISTOR	ERJ3GEYJ 100 V (10 Ω)
R185	7030003320	S.RESISTOR	ERJ3GEYJ 101 V (100 Ω)
R186	7030003320	S.RESISTOR	ERJ3GEYJ 101 V (100 Ω)
R187	7030003320	S.RESISTOR	ERJ3GEYJ 101 V (100 Ω)
R188	7030003320	S.RESISTOR	ERJ3GEYJ 101 V (100 Ω)
R191	7310002740	S.TRIMMER	RV-150 (RH03A3A14X0FC) 103
R192	7030003680	S.RESISTOR	ERJ3GEYJ 104 V (100 kΩ)
R193	7310002740	S.TRIMMER	RV-150 (RH03A3A14X0FC) 103
R194	7030003720	S.RESISTOR	ERJ3GEYJ 224 V (220 kΩ)
R195	7310002600	S.TRIMMER	RV-110 (RH03A3AS4X0AA) 473
R196	7030003480	S.RESISTOR	ERJ3GEYJ 222 V (2.2 kΩ)
R197	7030003560	S.RESISTOR	ERJ3GEYJ 103 V (10 kΩ)
R198	7310002590	S.TRIMMER	RV-109 (RH03A3AJ3X0BA) 222
R199	7030003480	S.RESISTOR	ERJ3GEYJ 222 V (2.2 kΩ)
R200	7030003320	S.RESISTOR	ERJ3GEYJ 101 V (100 Ω)
R201	7030003700	S.RESISTOR	ERJ3GEYJ 154 V (150 kΩ)
R202	7030003700	S.RESISTOR	ERJ3GEYJ 154 V (150 kΩ)
R203	7030003630	S.RESISTOR	ERJ3GEYJ 393 V (39 kΩ)
R206	7030003560	S.RESISTOR	ERJ3GEYJ 103 V (10 kΩ)
R208	7030003740	S.RESISTOR	ERJ3GEYJ 334 V (330 kΩ)
R209	7030003500	S.RESISTOR	ERJ3GEYJ 332 V (3.3 kΩ)
R212	7030003700	S.RESISTOR	ERJ3GEYJ 154 V (150 kΩ)
R213	7030003460	S.RESISTOR	ERJ3GEYJ 152 V (1.5 kΩ)
R214	7030003440	S.RESISTOR	ERJ3GEYJ 102 V (1 kΩ)
R215	7030003520	S.RESISTOR	ERJ3GEYJ 472 V (4.7 kΩ)
R234	7030003520	S.RESISTOR	ERJ3GEYJ 472 V (4.7 kΩ)
R235	7030003530	S.RESISTOR	ERJ3GEYJ 562 V (5.6 kΩ)
R236	7030003610	S.RESISTOR	ERJ3GEYJ 273 V (27 kΩ)
R237	7030003480	S.RESISTOR	ERJ3GEYJ 152 V (1.5 kΩ)
R238	7030003680	S.RESISTOR	ERJ3GEYJ 683 V (68 kΩ)
R239	7310004280	TRIMMER	EVN-D2AA03 B54
R240	7030003760	S.RESISTOR	ERJ3GEYJ 474 V (470 kΩ)
R241	7030003520	S.RESISTOR	ERJ3GEYJ 472 V (4.7 kΩ)
R242	7030003740	S.RESISTOR	ERJ3GEYJ 334 V (330 kΩ)
R243	7030003630	S.RESISTOR	ERJ3GEYJ 393 V (39 kΩ)
R244	7310003820	TRIMMER	EVN-D2AA03 B14
R245	7030003520	S.RESISTOR	ERJ3GEYJ 472 V (4.7 kΩ)
R246	7030003540	S.RESISTOR	ERJ3GEYJ 682 V (6.8 kΩ)
R247	7030003600	S.RESISTOR	ERJ3GEYJ 223 V (22 kΩ)
R248	7310004250	TRIMMER	EVN-D2AA03 B25
R249	7030003560	S.RESISTOR	ERJ3GEYJ 103 V (10 kΩ)
R250	7030003290	S.RESISTOR	ERJ3GEYJ 560 V (56 Ω)
R251	7030003720	S.RESISTOR	ERJ3GEYJ 224 V (220 kΩ)
R252	7030003720	S.RESISTOR	ERJ3GEYJ 224 V (220 kΩ)
R253	7030003580	S.RESISTOR	ERJ3GEYJ 153 V (15 kΩ)
R254	7030003580	S.RESISTOR	ERJ3GEYJ 153 V (15 kΩ)
R256	7030003590	S.RESISTOR	ERJ3GEYJ 183 V (18 kΩ)
R258	7030003580	S.RESISTOR	ERJ3GEYJ 153 V (15 kΩ)
R259	7030003640	S.RESISTOR	ERJ3GEYJ 473 V (47 kΩ)

S.=Surface mount



[MAIN UNIT]

REF. NO.	ORDER NO.	DESCRIPTION	
R260	7310002720	S.TRIMMER	RV-148 (RH03A3AS3X0DA) 472
R261	7030003370	S.RESISTOR	ERJ3GEYJ 271 V (270 Ω)
R262	7030003780	S.RESISTOR	ERJ3GEYJ 684 V (680 kΩ)
R263	7030003710	S.RESISTOR	ERJ3GEYJ 184 V (180 kΩ)
R264	7030003700	S.RESISTOR	ERJ3GEYJ 154 V (150 kΩ)
R265	7030003700	S.RESISTOR	ERJ3GEYJ 154 V (150 kΩ)
R266	7030003700	S.RESISTOR	ERJ3GEYJ 154 V (150 kΩ)
R268	7030003670	S.RESISTOR	ERJ3GEYJ 823 V (82 kΩ)
R269	7030003670	S.RESISTOR	ERJ3GEYJ 823 V (82 kΩ)
R270	7030003450	S.RESISTOR	ERJ3GEYJ 122 V (1.2 kΩ)
R271	7310002740	S.TRIMMER	RV-150 (RH03A3A14X0FC) 103
R272	7030003440	S.RESISTOR	ERJ3GEYJ 102 V (1 kΩ)
R273	7030003440	S.RESISTOR	ERJ3GEYJ 102 V (1 kΩ)
R274	7310002720	S.TRIMMER	RV-148 (RH03A3AS3X0DA) 472
R275	7030003520	S.RESISTOR	ERJ3GEYJ 472 V (4.7 kΩ)
R276	7030003200	S.RESISTOR	ERJ3GEYJ 100 V (10 Ω)
R277	7030003480	S.RESISTOR	ERJ3GEYJ 222 V (2.2 kΩ)
R278	7030003520	S.RESISTOR	ERJ3GEYJ 472 V (4.7 kΩ)
R279	7030003640	S.RESISTOR	ERJ3GEYJ 473 V (47 kΩ)
R280	7030003640	S.RESISTOR	ERJ3GEYJ 473 V (47 kΩ)
R281	7030003640	S.RESISTOR	ERJ3GEYJ 473 V (47 kΩ)
R282	7030003640	S.RESISTOR	ERJ3GEYJ 473 V (47 kΩ)
R283	7030003480	S.RESISTOR	ERJ3GEYJ 222 V (2.2 kΩ)
R284	7030003440	S.RESISTOR	ERJ3GEYJ 102 V (1 kΩ)
R285	7030003490	S.RESISTOR	ERJ3GEYJ 272 V (2.7 kΩ)
R286	7030003360	S.RESISTOR	ERJ3GEYJ 221 V (220 Ω)
R287	7030003800	S.RESISTOR	ERJ3GEYJ 105 V (1 MΩ)
R288	7030003440	S.RESISTOR	ERJ3GEYJ 102 V (1 kΩ)
R289	7030003440	S.RESISTOR	ERJ3GEYJ 102 V (1 kΩ)
R290	7030003440	S.RESISTOR	ERJ3GEYJ 102 V (1 kΩ)
R291	7030003440	S.RESISTOR	ERJ3GEYJ 102 V (1 kΩ)
R292	7030003640	S.RESISTOR	ERJ3GEYJ 473 V (47 kΩ)
R293	7030003640	S.RESISTOR	ERJ3GEYJ 473 V (47 kΩ)
R294	7030003640	S.RESISTOR	ERJ3GEYJ 473 V (47 kΩ)
R295	7030003560	S.RESISTOR	ERJ3GEYJ 103 V (10 kΩ)
R298	7030003640	S.RESISTOR	ERJ3GEYJ 473 V (47 kΩ)
R300	7030003640	S.RESISTOR	ERJ3GEYJ 473 V (47 kΩ)
R301	7030003640	S.RESISTOR	ERJ3GEYJ 473 V (47 kΩ)
R302	7030003640	S.RESISTOR	ERJ3GEYJ 473 V (47 kΩ)
R303	7030003640	S.RESISTOR	ERJ3GEYJ 473 V (47 kΩ)
R304	7030003560	S.RESISTOR	ERJ3GEYJ 103 V (10 kΩ)
R305	7030003680	S.RESISTOR	ERJ3GEYJ 104 V (100 kΩ)
R306	7030003440	S.RESISTOR	ERJ3GEYJ 102 V (1 kΩ)
R307	7030003760	S.RESISTOR	ERJ3GEYJ 474 V (470 kΩ)
R308	7030003720	S.RESISTOR	ERJ3GEYJ 224 V (220 kΩ)
R309	7030003720	S.RESISTOR	ERJ3GEYJ 224 V (220 kΩ)
R310	7030003560	S.RESISTOR	ERJ3GEYJ 103 V (10 kΩ)
R311	7030003680	S.RESISTOR	ERJ3GEYJ 104 V (100 kΩ)
R312	7030003680	S.RESISTOR	ERJ3GEYJ 104 V (100 kΩ)
R313	7030003640	S.RESISTOR	ERJ3GEYJ 473 V (47 kΩ)
R314	7030003620	S.RESISTOR	ERJ3GEYJ 333 V (33 kΩ)
R315	7030003540	S.RESISTOR	ERJ3GEYJ 682 V (6.8 kΩ)
R316	7030003590	S.RESISTOR	ERJ3GEYJ 183 V (18 kΩ)
R317	7030003600	S.RESISTOR	ERJ3GEYJ 223 V (22 kΩ)
R318	7030003600	S.RESISTOR	ERJ3GEYJ 223 V (22 kΩ)
R319	7030003600	S.RESISTOR	ERJ3GEYJ 223 V (22 kΩ)
R320	7030003600	S.RESISTOR	ERJ3GEYJ 223 V (22 kΩ)
R321	7030003440	S.RESISTOR	ERJ3GEYJ 102 V (1 kΩ)
R322	7030003440	S.RESISTOR	ERJ3GEYJ 102 V (1 kΩ)
R323	7030003640	S.RESISTOR	ERJ3GEYJ 473 V (47 kΩ)
R324	7030003800	S.RESISTOR	ERJ3GEYJ 105 V (1 MΩ)
R325	7030003680	S.RESISTOR	ERJ3GEYJ 104 V (100 kΩ)
R326	7030003680	S.RESISTOR	ERJ3GEYJ 104 V (100 kΩ)
R327	7030003680	S.RESISTOR	ERJ3GEYJ 104 V (100 kΩ)
R328	7030003680	S.RESISTOR	ERJ3GEYJ 104 V (100 kΩ)
R337	7030003560	S.RESISTOR	ERJ3GEYJ 103 V (10 kΩ)
R338	7310002760	S.TRIMMER	RV-152 (RH03A3AJ4X0HA) 223
R341	7030003440	S.RESISTOR	ERJ3GEYJ 102 V (1 kΩ)
R342	7030003440	S.RESISTOR	ERJ3GEYJ 102 V (1 kΩ)
R343	7030003440	S.RESISTOR	ERJ3GEYJ 102 V (1 kΩ)
R344	7030003440	S.RESISTOR	ERJ3GEYJ 102 V (1 kΩ)
R345	7030003440	S.RESISTOR	ERJ3GEYJ 102 V (1 kΩ)

[MAIN UNIT]

REF. NO.	ORDER NO.	DESCRIPTION	
R346	7030003440	S.RESISTOR	ERJ3GEYJ 102 V (1 kΩ)
R347	7030003440	S.RESISTOR	ERJ3GEYJ 102 V (1 kΩ)
R348	7030003440	S.RESISTOR	ERJ3GEYJ 102 V (1 kΩ)
R349	7030003440	S.RESISTOR	ERJ3GEYJ 102 V (1 kΩ)
R350	7030003440	S.RESISTOR	ERJ3GEYJ 102 V (1 kΩ)
R351	7030003440	S.RESISTOR	ERJ3GEYJ 102 V (1 kΩ)
R352	7030003480	S.RESISTOR	ERJ3GEYJ 222 V (2.2 kΩ)
R353	7030003440	S.RESISTOR	ERJ3GEYJ 102 V (1 kΩ)
R354	7030003440	S.RESISTOR	ERJ3GEYJ 102 V (1 kΩ)
R355	7310003820	TRIMMER	EVN-D2AA03 B14
R356	7030003680	S.RESISTOR	ERJ3GEYJ 104 V (100 kΩ)
R358	7030003520	S.RESISTOR	ERJ3GEYJ 472 V (4.7 kΩ)
R359	7030003560	S.RESISTOR	ERJ3GEYJ 102 V (100 kΩ)
R360	7030003550	S.RESISTOR	ERJ3GEYJ 822 V (8.2 kΩ)
R361	7030003360	S.RESISTOR	ERJ3GEYJ 221 V (220 Ω)
R362	7030003440	S.RESISTOR	ERJ3GEYJ 102 V (1 kΩ)
R363	7030003200	S.RESISTOR	ERJ3GEYJ 100 V (10 Ω)
R366	7030003520	S.RESISTOR	ERJ3GEYJ 472 V (4.7 kΩ)
R367	7030003680	S.RESISTOR	ERJ3GEYJ 104 V (100 kΩ)
R368	7030003760	S.RESISTOR	ERJ3GEYJ 474 V (470 kΩ)
R369	7030003680	S.RESISTOR	ERJ3GEYJ 104 V (100 kΩ)
R370	7030003680	S.RESISTOR	ERJ3GEYJ 104 V (100 kΩ)
R371	7030003320	S.RESISTOR	ERJ3GEYJ 101 V (100 Ω)
R372	7030003340	S.RESISTOR	ERJ3GEYJ 151 V (150 Ω)
R373	7030003320	S.RESISTOR	ERJ3GEYJ 101 V (100 Ω)
R374	7030003680	S.RESISTOR	ERJ3GEYJ 104 V (100 kΩ)
R375	7030003440	S.RESISTOR	ERJ3GEYJ 102 V (1 kΩ)
R376	7030003440	S.RESISTOR	ERJ3GEYJ 102 V (1 kΩ)
R377	7030003480	S.RESISTOR	ERJ3GEYJ 222 V (2.2 kΩ)
R378	7030003280	S.RESISTOR	ERJ3GEYJ 470 V (47 Ω)
R379	7030003320	S.RESISTOR	ERJ3GEYJ 101 V (100 Ω)
R383	7030003560	S.RESISTOR	ERJ3GEYJ 153 V (15 kΩ)
R384	7030003560	S.RESISTOR	ERJ3GEYJ 103 V (10 kΩ)
R386	7030003560	S.RESISTOR	ERJ3GEYJ 103 V (10 kΩ)
R388	7030003480	S.RESISTOR	ERJ3GEYJ 222 V (2.2 kΩ)
R389	7030003560	S.RESISTOR	ERJ3GEYJ 103 V (10 kΩ)
R390	7030003600	S.RESISTOR	ERJ3GEYJ 223 V (22 kΩ)
R391	7030003420	S.RESISTOR	ERJ3GEYJ 681 V (680 Ω)
R392	7030003420	S.RESISTOR	ERJ3GEYJ 681 V (680 Ω)
R393	7030003440	S.RESISTOR	ERJ3GEYJ 102 V (1 kΩ)
R395	7030003280	S.RESISTOR	ERJ3GEYJ 470 V (47 Ω)
R396	7030003400	S.RESISTOR	ERJ3GEYJ 471 V (470 Ω)
R397	7030003590	S.RESISTOR	ERJ3GEYJ 183 V (18 kΩ)
R398	7030003400	S.RESISTOR	ERJ3GEYJ 471 V (470 Ω)
R399	7030003280	S.RESISTOR	ERJ3GEYJ 470 V (47 Ω)
R401	7310002720	S.TRIMMER	RV-148 (RH03A3AS3X0DA) 472
R402	7030003280	S.RESISTOR	ERJ3GEYJ 470 V (47 Ω)
R403	7030003640	S.RESISTOR	ERJ3GEYJ 473 V (47 kΩ)
R404	7030003360	S.RESISTOR	ERJ3GEYJ 221 V (220 Ω)
R405	7030003400	S.RESISTOR	ERJ3GEYJ 471 V (470 Ω)
R406	7030003440	S.RESISTOR	ERJ3GEYJ 102 V (1 kΩ)
R407	7030003520	S.RESISTOR	ERJ3GEYJ 472 V (4.7 kΩ)
R409	7030003680	S.RESISTOR	ERJ3GEYJ 104 V (100 kΩ)
R415	7030003560	S.RESISTOR	ERJ3GEYJ 103 V (10 kΩ)
R416	7030003560	S.RESISTOR	ERJ3GEYJ 103 V (10 kΩ)
R418	7030003360	S.RESISTOR	ERJ3GEYJ 221 V (220 Ω)
R419	7030003360	S.RESISTOR	ERJ3GEYJ 221 V (220 Ω)
R420	7030003360	S.RESISTOR	ERJ3GEYJ 221 V (220 Ω)
R421	7030003360	S.RESISTOR	ERJ3GEYJ 221 V (220 Ω)
R422	7030003440	S.RESISTOR	ERJ3GEYJ 102 V (1 kΩ)
R423	7030003560	S.RESISTOR	ERJ3GEYJ 103 V (10 kΩ)
R425	7030003440	S.RESISTOR	ERJ3GEYJ 102 V (1 kΩ)
R426	7030003440	S.RESISTOR	ERJ3GEYJ 102 V (1 kΩ)
R428	7030003730	S.RESISTOR	ERJ3GEYJ 274 V (270 kΩ)
R429	7030003650	S.RESISTOR	ERJ3GEYJ 563 V (56 kΩ)
R430	7030003640	S.RESISTOR	ERJ3GEYJ 473 V (47 kΩ)
R431	7030004710	S.RESISTOR	ERJ3GEYJ 475 V (4.7 MΩ)
R432	7030004710	S.RESISTOR	ERJ3GEYJ 475 V (4.7 MΩ)
R433	7030003570	S.RESISTOR	ERJ3GEYJ 123 V (12 kΩ)
R434	7030003480	S.RESISTOR	ERJ3GEYJ 222 V (2.2 kΩ)
R435	7030003380	S.RESISTOR	ERJ3GEYJ 331 V (330 Ω)
R436	7030003280	S.RESISTOR	ERJ3GEYJ 470 V (47 Ω)
R437	7030003760	S.RESISTOR	ERJ3GEYJ 474 V (470 kΩ)
R438	7030003760	S.RESISTOR	ERJ3GEYJ 474 V (470 kΩ)
R439	7030003760	S.RESISTOR	ERJ3GEYJ 474 V (470 kΩ)

S.=Surface mount

[MAIN UNIT]

REF. NO.	ORDER NO.	DESCRIPTION	
R440	7030003760	S.RESISTOR	ERJ3GEYJ 474 V (470 kΩ)
R441	7030003760	S.RESISTOR	ERJ3GEYJ 474 V (470 kΩ)
R442	7030003820	S.RESISTOR	ERJ3GEYJ 333 V (33 kΩ)
R443	7030003760	S.RESISTOR	ERJ3GEYJ 474 V (470 kΩ)
R444	7030003760	S.RESISTOR	ERJ3GEYJ 474 V (470 kΩ)
R445	7030003760	S.RESISTOR	ERJ3GEYJ 474 V (470 kΩ)
R446	7030003820	S.RESISTOR	ERJ3GEYJ 333 V (33 kΩ)
R447	7030003720	S.RESISTOR	ERJ3GEYJ 224 V (220 kΩ)
R448	7030003440	S.RESISTOR	ERJ3GEYJ 102 V (1 kΩ)
R450	7030003360	S.RESISTOR	ERJ3GEYJ 221 V (220 Ω)
R451	7030003360	S.RESISTOR	ERJ3GEYJ 221 V (220 Ω)
R452	7030003400	S.RESISTOR	ERJ3GEYJ 471 V (470 Ω)
R453	7030003380	S.RESISTOR	ERJ3GEYJ 331 V (330 Ω)
R454	7030003640	S.RESISTOR	ERJ3GEYJ 473 V (47 kΩ)
R455	7030003560	S.RESISTOR	ERJ3GEYJ 103 V (10 kΩ)
R456	7030003720	S.RESISTOR	ERJ3GEYJ 224 V (220 kΩ)
R457	7030003400	S.RESISTOR	ERJ3GEYJ 471 V (470 Ω)
R458	7030003360	S.RESISTOR	ERJ3GEYJ 221 V (220 Ω)
R459	7030003360	S.RESISTOR	ERJ3GEYJ 221 V (220 Ω)
R460	7030003360	S.RESISTOR	ERJ3GEYJ 221 V (220 Ω)
R461	7030003740	S.RESISTOR	ERJ3GEYJ 334 V (330 kΩ)
R462	7030003750	S.RESISTOR	ERJ3GEYJ 394 V (390 kΩ)
R465	7030003480	S.RESISTOR	ERJ3GEYJ 222 V (2.2 kΩ)
R466	7030003220	S.RESISTOR	ERJ3GEYJ 150 V (15 Ω)
R467	7030003370	S.RESISTOR	ERJ3GEYJ 271 V (270 Ω)
R468	7030003230	S.RESISTOR	ERJ3GEYJ 180 V (18 Ω)
R469	7030003370	S.RESISTOR	ERJ3GEYJ 271 V (270 Ω)
R470	7030003600	S.RESISTOR	ERJ3GEYJ 223 V (22 kΩ)
R471	7030003830	S.RESISTOR	ERJ3GEYJ 185 V (1.8 MΩ)
R472	7030003520	S.RESISTOR	ERJ3GEYJ 472 V (4.7 kΩ)
R474	7030003640	S.RESISTOR	ERJ3GEYJ 473 V (47 kΩ)
R475	7030003560	S.RESISTOR	ERJ3GEYJ 103 V (10 kΩ)
R476	7030003640	S.RESISTOR	ERJ3GEYJ 473 V (47 kΩ)
R477	7030003480	S.RESISTOR	ERJ3GEYJ 222 V (2.2 kΩ)
R478	7030003320	S.RESISTOR	ERJ3GEYJ 101 V (100 Ω)
R479	7030003610	S.RESISTOR	ERJ3GEYJ 273 V (27 kΩ)
R480	7030003610	S.RESISTOR	ERJ3GEYJ 273 V (27 kΩ)
R481	7030003640	S.RESISTOR	ERJ3GEYJ 473 V (47 kΩ)
R482	7030000140	S.RESISTOR	MCR10EZHJ 10 Ω (100)
R483	7030003370	S.RESISTOR	ERJ3GEYJ 271 V (270 Ω)
R484	7030003230	S.RESISTOR	ERJ3GEYJ 180 V (18 Ω)
R485	7030003370	S.RESISTOR	ERJ3GEYJ 271 V (270 Ω)
R491	7030003580	S.RESISTOR	ERJ3GEYJ 153 V (15 kΩ)
R492	7030003200	S.RESISTOR	ERJ3GEYJ 100 V (10 Ω)
R493	7030003540	S.RESISTOR	ERJ3GEYJ 682 V (6.8 kΩ)
R494	7030003360	S.RESISTOR	ERJ3GEYJ 221 V (220 Ω)
R495	7030003620	S.RESISTOR	ERJ3GEYJ 333 V (33 kΩ)
R496	7030003320	S.RESISTOR	ERJ3GEYJ 101 V (100 Ω)
R497	7030003380	S.RESISTOR	ERJ3GEYJ 331 V (330 Ω)
R498	7030006230	S.RESISTOR	ERJ12YJ151H (150 Ω)
R499	7310002740	S.TRIMMER	RV-150 (RH03A3A14X0FC) 103
R500	7030003320	S.RESISTOR	ERJ3GEYJ 101 V (100 Ω)
R501	7030003530	S.RESISTOR	ERJ3GEYJ 562 V (5.6 kΩ)
R502	7030003420	S.RESISTOR	ERJ3GEYJ 681 V (680 Ω)
R504	7030003560	S.RESISTOR	ERJ3GEYJ 103 V (10 kΩ)
R505	7030003640	S.RESISTOR	ERJ3GEYJ 473 V (47 kΩ)
R506	7030003680	S.RESISTOR	ERJ3GEYJ 104 V (100 kΩ)
R507	7030003440	S.RESISTOR	ERJ3GEYJ 102 V (1 kΩ)
R510	7030003320	S.RESISTOR	ERJ3GEYJ 101 V (100 Ω)
R511	7310002670	S.TRIMMER	RV-143 (RH03A3AS2) J471
R512	7030003520	S.RESISTOR	ERJ3GEYJ 472 V (4.7 kΩ)
R514	7030003560	S.RESISTOR	ERJ3GEYJ 103 V (10 kΩ)
R515	7030003440	S.RESISTOR	ERJ3GEYJ 102 V (1 kΩ)
R516	7030004710	S.RESISTOR	ERJ3GEYJ 475 V (4.7 MΩ)
R517	7030003560	S.RESISTOR	ERJ3GEYJ 103 V (10 kΩ)
R518	7030003560	S.RESISTOR	ERJ3GEYJ 103 V (10 kΩ)
R519	7030003560	S.RESISTOR	ERJ3GEYJ 103 V (10 kΩ)
R520	7030003560	S.RESISTOR	ERJ3GEYJ 103 V (10 kΩ)
R521	7030003680	S.RESISTOR	ERJ3GEYJ 104 V (100 kΩ)
R522	7030003720	S.RESISTOR	ERJ3GEYJ 224 V (220 kΩ)
R523	7030003480	S.RESISTOR	ERJ3GEYJ 222 V (2.2 kΩ)
R524	7030003280	S.RESISTOR	ERJ3GEYJ 470 V (47 Ω)
R525	7030003280	S.RESISTOR	ERJ3GEYJ 470 V (47 Ω)
R526	7030003550	S.RESISTOR	ERJ3GEYJ 822 V (8.2 kΩ)
R527	7030003360	S.RESISTOR	ERJ3GEYJ 221 V (220 Ω)

[MAIN UNIT]

REF. NO.	ORDER NO.	DESCRIPTION	
R528	7030003320	S.RESISTOR	ERJ3GEYJ 101 V (100 Ω)
R529	7030003840	S.RESISTOR	ERJ3GEYJ 225 V (2.2 MΩ)
R530	7030003420	S.RESISTOR	ERJ3GEYJ 681 V (680 Ω)
R531	7030003400	S.RESISTOR	ERJ3GEYJ 471 V (470 Ω)
R532	7030003690	S.RESISTOR	ERJ3GEYJ 124 V (120 kΩ)
R533	7030006520	S.RESISTOR	RR0816P-561-D (560 Ω)
R534	7080001130	RESISTOR	CRB25FX 330 Ω
C1	4030010070	S.CERAMIC	C1608 X7S 1C 104K-T-A
C2	4030010070	S.CERAMIC	C1608 X7S 1C 104K-T-A
C3	4030008470	S.CERAMIC	C1608 JB 1H 272K-T-A
C4	4030006880	S.CERAMIC	C1608 JB 1H 472K-T-A
C5	4030010020	S.CERAMIC	C1608 JB 1H 122K-T-A
C6	4030008850	S.CERAMIC	C1608 JB 1C 123K-T-A
C7	4030006870	S.CERAMIC	C1608 JB 1H 222K-T-A
C8	4030010070	S.CERAMIC	C1608 CH 1H 470J-T-A
C9	4030010070	S.CERAMIC	C1608 X7S 1C 104K-T-A
C10	4030010070	S.CERAMIC	C1608 X7S 1C 104K-T-A
C11	4030010070	S.CERAMIC	C1608 X7S 1C 104K-T-A
C57	4030007070	S.CERAMIC	C1608 CH 1H 330J-T-A
C58	4030007040	S.CERAMIC	C1608 CH 1H 180J-T-A
C59	4030007050	S.CERAMIC	C1608 CH 1H 220J-T-A
C60	4030010070	S.CERAMIC	C1608 X7S 1C 104K-T-A
C61	4030007090	S.CERAMIC	C1608 CH 1H 470J-T-A
C62	4030007130	S.CERAMIC	C1608 CH 1H 101J-T-A
C63	4030006880	S.CERAMIC	C1608 JB 1H 472K-T-A
C64	4030006880	S.CERAMIC	C1608 JB 1H 472K-T-A
C65	4030007130	S.CERAMIC	C1608 CH 1H 101J-T-A
C66	4030006880	S.CERAMIC	C1608 JB 1H 472K-T-A
C67	4030010070	S.CERAMIC	C1608 X7S 1C 104K-T-A
C68	4030006880	S.CERAMIC	C1608 JB 1H 472K-T-A
C69	4030006880	S.CERAMIC	C1608 JB 1H 472K-T-A
C70	4030006880	S.CERAMIC	C1608 JB 1H 472K-T-A
C71	4030006880	S.CERAMIC	C1608 JB 1H 472K-T-A
C72	4030006880	S.CERAMIC	C1608 JB 1H 472K-T-A
C74	4030006880	S.CERAMIC	C1608 JB 1H 472K-T-A
C75	4030006880	S.CERAMIC	C1608 JB 1H 472K-T-A
C76	4030007000	S.CERAMIC	C1608 CH 1H 090D-T-A
C77	4030006980	S.CERAMIC	C1608 CH 1H 070D-T-A
C78	4030007000	S.CERAMIC	C1608 CH 1H 090D-T-A
C81	4030006880	S.CERAMIC	C1608 JB 1H 472K-T-A
C82	4030007150	S.CERAMIC	C1608 CH 1H 151J-T-A
C83	4030007060	S.CERAMIC	C1608 CH 1H 270J-T-A
C84	4030007150	S.CERAMIC	C1608 CH 1H 151J-T-A
C85	4030006880	S.CERAMIC	C1608 JB 1H 472K-T-A
C86	4030006880	S.CERAMIC	C1608 JB 1H 472K-T-A
C87	4030006880	S.CERAMIC	C1608 JB 1H 472K-T-A
C88	4030006880	S.CERAMIC	C1608 JB 1H 472K-T-A
C89	4030006880	S.CERAMIC	C1608 JB 1H 472K-T-A
C90	4030006880	S.CERAMIC	C1608 JB 1H 472K-T-A
C91	4030006880	S.CERAMIC	C1608 JB 1H 472K-T-A
C92	4030007040	S.CERAMIC	C1608 CH 1H 180J-T-A
C93	4030007030	S.CERAMIC	C1608 CH 1H 150J-T-A
C94	4030006950	S.CERAMIC	C1608 CH 1H 040C-T-A
C95	4030006880	S.CERAMIC	C1608 JB 1H 472K-T-A
C96	4030006880	S.CERAMIC	C1608 JB 1H 472K-T-A
C98	4030006880	S.CERAMIC	C1608 JB 1H 472K-T-A
C99	4030006880	S.CERAMIC	C1608 JB 1H 472K-T-A
C100	4030006880	S.CERAMIC	C1608 JB 1H 472K-T-A
C101	4030006880	S.CERAMIC	C1608 JB 1H 472K-T-A
C102	4030006880	S.CERAMIC	C1608 JB 1H 472K-T-A
C104	4030010070	S.CERAMIC	C1608 X7S 1C 104K-T-A
C105	4030006880	S.CERAMIC	C1608 JB 1H 472K-T-A
C106	4030010070	S.CERAMIC	C1608 X7S 1C 104K-T-A
C107	4030006880	S.CERAMIC	C1608 JB 1H 472K-T-A
C108	4030006880	S.CERAMIC	C1608 JB 1H 472K-T-A
C109	4030006880	S.CERAMIC	C1608 JB 1H 472K-T-A
C111	4030006880	S.CERAMIC	C1608 JB 1H 472K-T-A
C112	4030006880	S.CERAMIC	C1608 JB 1H 472K-T-A
C113	4030010070	S.CERAMIC	C1608 X7S 1C 104K-T-A
C114	4030010070	S.CERAMIC	C1608 X7S 1C 104K-T-A
C115	4030008920	S.CERAMIC	C1608 JB 1C 473K-T-A
C116	4510004630	S.ELECTROLITIC	ECEV1CA100SR
C117	4550002980	S.TANTALUM	TEMSVA 1C 225M-8L
C118	4550000450	S.TANTALUM	TESVC 1C 106M-12L

S.=Surface mount

[MAIN UNIT]

REF. NO.	ORDER NO.	DESCRIPTION
C119	4030008880	S.CERAMIC C1608 JB 1H 472K-T-A
C120	4030008880	S.CERAMIC C1608 JB 1H 472K-T-A
C121	4030008880	S.CERAMIC C1608 JB 1H 472K-T-A
C122	4030008880	S.CERAMIC C1608 JB 1H 472K-T-A
C123	4030008880	S.CERAMIC C1608 JB 1H 472K-T-A
C124	4030008880	S.CERAMIC C1608 JB 1H 472K-T-A
C125	4030008880	S.CERAMIC C1608 JB 1H 472K-T-A
C126	4030007040	S.CERAMIC C1608 CH 1H 180J-T-A
C127	4030007010	S.CERAMIC C1608 CH 1H 100D-T-A
C128	4030008880	S.CERAMIC C1608 JB 1H 472K-T-A
C129	4030008880	S.CERAMIC C1608 JB 1H 472K-T-A
C130	4030010070	S.CERAMIC C1608 X7S 1C 104K-T-A
C131	4030008880	S.CERAMIC C1608 JB 1H 472K-T-A
C132	4030010070	S.CERAMIC C1608 X7S 1C 104K-T-A
C133	4030007140	S.CERAMIC C1608 CH 1H 121J-T-A
C134	4030008850	S.CERAMIC C1608 JB 1H 471K-T-A
C135	4510004640	S.ELECTROLITIC ECEV1CA470SP
C136	4510004630	S.ELECTROLITIC ECEV1CA100SR
C137	4550000450	S.TANTALUM TESVC 1C 106M-12L
C138	4030010070	S.CERAMIC C1608 X7S 1C 104K-T-A
C141	4510004630	S.ELECTROLITIC ECEV1CA100SR
C142	4030009110	S.CERAMIC C3216 JB 1C 474K-T-A
C143	4030007130	S.CERAMIC C1608 CH 1H 101J-T-A
C144	4030008880	S.CERAMIC C1608 JB 1C 223K-T-A
C145	4030006880	S.CERAMIC C1608 JB 1H 472K-T-A
C146	4030006880	S.CERAMIC C1608 JB 1H 472K-T-A
C147	4030006880	S.CERAMIC C1608 JB 1H 472K-T-A
C148	4030007150	S.CERAMIC C1608 CH 1H 151J-T-A
C158	4030006880	S.CERAMIC C1608 JB 1H 472K-T-A
C159	4030010070	S.CERAMIC C1608 X7S 1C 104K-T-A
C160	4030006880	S.CERAMIC C1608 JB 1H 102K-T-A
C161	4030009110	S.CERAMIC C3216 JB 1C 474K-T-A
C162	4030010070	S.CERAMIC C1608 X7S 1C 104K-T-A
C163	4030010070	S.CERAMIC C1608 X7S 1C 104K-T-A
C164	4030006880	S.CERAMIC C1608 JB 1H 472K-T-A
C165	4510004630	S.ELECTROLITIC ECEV1CA100SR
C166	4030006880	S.CERAMIC C1608 JB 1H 472K-T-A
C167	4030006880	S.CERAMIC C1608 JB 1H 472K-T-A
C168	4030006880	S.CERAMIC C1608 JB 1H 472K-T-A
C169	4030010210	S.CERAMIC C3216 JB 1C 105M-T-A
C170	4030006880	S.CERAMIC C1608 JB 1H 472K-T-A
C171	4510004630	S.ELECTROLITIC ECEV1CA100SR
C172	4030006880	S.CERAMIC C1608 JB 1H 472K-T-A
C173	4030010070	S.CERAMIC C1608 X7S 1C 104K-T-A
C174	4030006880	S.CERAMIC C1608 JB 1H 472K-T-A
C175	4030010070	S.CERAMIC C1608 X7S 1C 104K-T-A
C176	4030006880	S.CERAMIC C1608 JB 1H 472K-T-A
C177	4510004440	S.ELECTROLITIC ECEV1HA010SR
C178	4510005860	S.ELECTROLITIC ECEV1HA2R2SR
C179	4030010070	S.CERAMIC C1608 X7S 1C 104K-T-A
C180	4510004630	S.ELECTROLITIC ECEV1CA100SR
C181	4030006900	S.CERAMIC C1608 JB 1E 103K-T-A
C182	4030006900	S.CERAMIC C1608 JB 1E 103K-T-A
C184	4030010070	S.CERAMIC C1608 X7S 1C 104K-T-A
C187	4030006900	S.CERAMIC C1608 JB 1E 103K-T-A
C189	4030007170	S.CERAMIC C1608 CH 1H 221J-T-A
C190	4030007170	S.CERAMIC C1608 CH 1H 221J-T-A
C191	4030007130	S.CERAMIC C1608 CH 1H 101J-T-A
C192	4030006880	S.CERAMIC C1608 JB 1H 472K-T-A
C193	4030006880	S.CERAMIC C1608 JB 1H 472K-T-A
C194	4030010070	S.CERAMIC C1608 X7S 1C 104K-T-A
C195	4030010070	S.CERAMIC C1608 X7S 1C 104K-T-A
C208	4510005860	S.ELECTROLITIC ECEV1HA2R2SR
C209	4510005860	S.ELECTROLITIC ECEV1HA2R2SR
C210	4030011340	S.CERAMIC C1608 CH 1H 471J-T-A
C211	4510005860	S.ELECTROLITIC ECEV1HA2R2SR
C212	4030009000	S.CERAMIC C2012 JB 1C 224K-T-A
C213	4030010760	S.CERAMIC C1608 CH 1H 331J-T-A
C214	4030010070	S.CERAMIC C1608 X7S 1C 104K-T-A
C215	4030010210	S.CERAMIC C3216 JB 1C 105M-T-A
C216	4030007080	S.CERAMIC C1608 CH 1H 390J-T-A
C217	4030010070	S.CERAMIC C1608 X7S 1C 104K-T-A
C218	4030008900	S.CERAMIC C1608 JB 1C 333K-T-A
C219	4030010070	S.CERAMIC C1608 X7S 1C 104K-T-A
C220	4030010210	S.CERAMIC C3216 JB 1C 105M-T-A
C221	4030009000	S.CERAMIC C2012 JB 1C 224K-T-A

[MAIN UNIT]

REF. NO.	ORDER NO.	DESCRIPTION
C222	4510004630	S.ELECTROLITIC ECEV1CA100SR
C224	4030010070	S.CERAMIC C1608 X7S 1C 104K-T-A
C225	4030010070	S.CERAMIC C1608 X7S 1C 104K-T-A
C226	4030010070	S.CERAMIC C1608 X7S 1C 104K-T-A
C227	4030009110	S.CERAMIC C3216 JB 1C 474K-T-A
C228	4030009110	S.CERAMIC C3216 JB 1C 474K-T-A
C230	4030008860	S.CERAMIC C1608 JB 1H 102K-T-A
C231	4030008870	S.CERAMIC C1608 JB 1H 222K-T-A
C232	4030007140	S.CERAMIC C1608 CH 1H 121J-T-A
C234	4510004630	S.ELECTROLITIC ECEV1CA100SR
C235	4030007020	S.CERAMIC C1608 CH 1H 120J-T-A
C236	4030007020	S.CERAMIC C1608 CH 1H 120J-T-A
C237	4030010070	S.CERAMIC C1608 X7S 1C 104K-T-A
C238	4030010070	S.CERAMIC C1608 X7S 1C 104K-T-A
C239	4030010070	S.CERAMIC C1608 X7S 1C 104K-T-A
C240	4030009000	S.CERAMIC C2012 JB 1C 224K-T-A
C241	4030010070	S.CERAMIC C1608 X7S 1C 104K-T-A
C242	4030010070	S.CERAMIC C1608 X7S 1C 104K-T-A
C243	4030010070	S.CERAMIC C1608 X7S 1C 104K-T-A
C244	4030010070	S.CERAMIC C1608 X7S 1C 104K-T-A
C245	4030010070	S.CERAMIC C1608 X7S 1C 104K-T-A
C246	4030010070	S.CERAMIC C1608 X7S 1C 104K-T-A
C247	4030010070	S.CERAMIC C1608 X7S 1C 104K-T-A
C248	4030010070	S.CERAMIC C1608 X7S 1C 104K-T-A
C249	4030010070	S.CERAMIC C1608 X7S 1C 104K-T-A
C250	4030007120	S.CERAMIC C1608 CH 1H 820J-T-A
C251	4030007120	S.CERAMIC C1608 CH 1H 820J-T-A
C252	4030010070	S.CERAMIC C1608 X7S 1C 104K-T-A
C255	4030010070	S.CERAMIC C1608 X7S 1C 104K-T-A
C256	4030008880	S.CERAMIC C1608 JB 1H 472K-T-A
C257	4030008880	S.CERAMIC C1608 JB 1H 472K-T-A
C258	4030010070	S.CERAMIC C1608 X7S 1C 104K-T-A
C259	4030010070	S.CERAMIC C1608 X7S 1C 104K-T-A
C260	4030011280	S.CERAMIC C1608 CH 1H 271J-T-A
C262	4510004630	S.ELECTROLITIC ECEV1CA100SR
C263	4030008880	S.CERAMIC C1608 JB 1H 472K-T-A
C264	4030008880	S.CERAMIC C1608 JB 1H 472K-T-A
C265	4030007110	S.CERAMIC C1608 CH 1H 880J-T-A
C266	4030007100	S.CERAMIC C1608 CH 1H 560J-T-A
C267	4610001980	S.TRIMMER CTZ3E-30C-W1
C268	4030007150	S.CERAMIC C1608 CH 1H 151J-T-A
C269	4030007150	S.CERAMIC C1608 CH 1H 151J-T-A
C270	4030007150	S.CERAMIC C1608 CH 1H 151J-T-A
C271	4030008880	S.CERAMIC C1608 JB 1H 472K-T-A
C272	4030007010	S.CERAMIC C1608 CH 1H 100D-T-A
C273	4030008880	S.CERAMIC C1608 JB 1H 472K-T-A
C274	4030008880	S.CERAMIC C1608 JB 1H 472K-T-A
C275	4030009000	S.CERAMIC C2012 JB 1C 224K-T-A
C276	4030008880	S.CERAMIC C1608 JB 1H 472K-T-A
C277	4030008880	S.CERAMIC C1608 JB 1H 472K-T-A
C278	4030010070	S.CERAMIC C1608 X7S 1C 104K-T-A
C279	4030009110	S.CERAMIC C3216 JB 1C 474K-T-A
C280	4030008880	S.CERAMIC C1608 JB 1H 472K-T-A
C281	4510004630	S.ELECTROLITIC ECEV1CA100SR
C282	4030008880	S.CERAMIC C1608 JB 1H 472K-T-A
C283	4030010070	S.CERAMIC C1608 X7S 1C 104K-T-A
C284	4030008880	S.CERAMIC C1608 JB 1H 472K-T-A
C285	4030010070	S.CERAMIC C1608 X7S 1C 104K-T-A
C287	4030008880	S.CERAMIC C1608 JB 1H 472K-T-A
C288	4030008880	S.CERAMIC C1608 JB 1H 472K-T-A
C289	4030010070	S.CERAMIC C1608 X7S 1C 104K-T-A
C290	4030007100	S.CERAMIC C1608 CH 1H 560J-T-A
C291	4030010070	S.CERAMIC C1608 X7S 1C 104K-T-A
C292	4030008880	S.CERAMIC C1608 JB 1H 472K-T-A
C293	4030007100	S.CERAMIC C1608 CH 1H 560J-T-A
C294	4030010070	S.CERAMIC C1608 X7S 1C 104K-T-A
C295	4030007170	S.CERAMIC C1608 CH 1H 221J-T-A
C296	4030010070	S.CERAMIC C1608 X7S 1C 104K-T-A
C297	4030010070	S.CERAMIC C1608 X7S 1C 104K-T-A
C298	4030010070	S.CERAMIC C1608 X7S 1C 104K-T-A
C299	4030010070	S.CERAMIC C1608 X7S 1C 104K-T-A
C300	4030010070	S.CERAMIC C1608 X7S 1C 104K-T-A
C301	4030010070	S.CERAMIC C1608 X7S 1C 104K-T-A
C304	4030007030	S.CERAMIC C1608 CH 1H 150J-T-A
C305	4030007030	S.CERAMIC C1608 CH 1H 150J-T-A
C307	4030008880	S.CERAMIC C1608 JB 1H 472K-T-A

S.=Surface mount

[MAIN UNIT]

REF. NO.	ORDER NO.	DESCRIPTION	
C308	4030006880	S.CERAMIC	C1808 JB 1H 472K-T-A
C309	4030009650	S.CERAMIC	C1808 CH 1H 240J-T-A
C310	4030009650	S.CERAMIC	C1808 CH 1H 240J-T-A
C311	4030006860	S.CERAMIC	C1808 JB 1H 102K-T-A
C312	4030010070	S.CERAMIC	C1808 X7S 1C 104K-T-A
C313	4030006860	S.CERAMIC	C1808 JB 1H 102K-T-A
C314	4030010070	S.CERAMIC	C1808 X7S 1C 104K-T-A
C315	4030006880	S.CERAMIC	C1808 JB 1H 472K-T-A
C316	4030006880	S.CERAMIC	C1808 JB 1H 472K-T-A
C317	4030007120	S.CERAMIC	C1808 CH 1H 820J-T-A
C318	4030007120	S.CERAMIC	C1808 CH 1H 820J-T-A
C319	4030010070	S.CERAMIC	C1808 X7S 1C 104K-T-A
C320	4030010070	S.CERAMIC	C1808 X7S 1C 104K-T-A
C321	4030010070	S.CERAMIC	C1808 X7S 1C 104K-T-A
C322	4030010070	S.CERAMIC	C1808 X7S 1C 104K-T-A
C328	4030010070	S.CERAMIC	C1808 X7S 1C 104K-T-A
C329	4030009920	S.CERAMIC	C1808 CH 1H 050B-T-A
C330	4030007060	S.CERAMIC	C1808 CH 1H 270J-T-A
C331	4030009500	S.CERAMIC	C1808 CH 1H 0R5B-T-A
C332	4030009500	S.CERAMIC	C1808 CH 1H 0R5B-T-A
C333	4030009350	S.CERAMIC	C1808 CH 1H 3R5B-T-A
C334	4030009920	S.CERAMIC	C1808 CH 1H 050B-T-A
C337	4030006860	S.CERAMIC	C1808 JB 1H 102K-T-A
C338	4030010070	S.CERAMIC	C1808 X7S 1C 104K-T-A
C339	4030006900	S.CERAMIC	C1808 JB 1E 103K-T-A
C340	4030006860	S.CERAMIC	C1808 JB 1H 102K-T-A
C341	4550000460	S.TANTALUM	TESVA 1C 105M1-8L
C342	4030006880	S.CERAMIC	C1808 JB 1H 472K-T-A
C343	4030006880	S.CERAMIC	C1808 JB 1H 472K-T-A
C344	4030006880	S.CERAMIC	C1808 JB 1H 472K-T-A
C350	4030006880	S.CERAMIC	C1808 JB 1H 472K-T-A
C351	4030006880	S.CERAMIC	C1808 JB 1H 472K-T-A
C352	4030006880	S.CERAMIC	C1808 JB 1H 472K-T-A
C354	4030010070	S.CERAMIC	C1808 X7S 1C 104K-T-A
C355	4030010070	S.CERAMIC	C1808 X7S 1C 104K-T-A
C356	4030010070	S.CERAMIC	C1808 X7S 1C 104K-T-A
C357	4030007000	S.CERAMIC	C1808 CH 1H 090D-T-A
C358	4030007000	S.CERAMIC	C1808 CH 1H 090D-T-A
C359	4030007040	S.CERAMIC	C1808 CH 1H 180J-T-A
C360	4030007170	S.CERAMIC	C1808 CH 1H 221J-T-A
C361	4030007170	S.CERAMIC	C1808 CH 1H 221J-T-A
C362	4030006880	S.CERAMIC	C1808 JB 1H 472K-T-A
C364	4030007020	S.CERAMIC	C1808 CH 1H 120J-T-A
C365	4030007070	S.CERAMIC	C1808 CH 1H 330J-T-A
C366	4030007170	S.CERAMIC	C1808 CH 1H 221J-T-A
C367	4030007170	S.CERAMIC	C1808 CH 1H 221J-T-A
C368	4030006880	S.CERAMIC	C1808 JB 1H 472K-T-A
C369	4030007020	S.CERAMIC	C1808 CH 1H 120J-T-A
C370	4030006990	S.CERAMIC	C1808 CH 1H 080D-T-A
C371	4030007020	S.CERAMIC	C1808 CH 1H 120J-T-A
C378	4030006880	S.CERAMIC	C1808 JB 1H 472K-T-A
C379	4030006850	S.CERAMIC	C1808 JB 1H 471K-T-A
C380	4030006850	S.CERAMIC	C1808 JB 1H 471K-T-A
C381	4030010070	S.CERAMIC	C1808 X7S 1C 104K-T-A
C382	4510005940	ELECTROLITIC	10 MV 470 HC
C383	4510005960	ELECTROLITIC	10 MV 220 HC
C384	4510004630	S.ELECTROLITIC	ECEV1CA100SR
C387	4030010070	S.CERAMIC	C1808 X7S 1C 104K-T-A
C388	4030010070	S.CERAMIC	C1808 X7S 1C 104K-T-A
C389	4030006860	S.CERAMIC	C1808 JB 1H 102K-T-A
C399	4030006900	S.CERAMIC	C1808 JB 1E 103K-T-A
C400	4030007090	S.CERAMIC	C1808 CH 1H 470J-T-A
C401	4030007090	S.CERAMIC	C1808 CH 1H 470J-T-A
C402	4030010210	S.CERAMIC	C3216 JB 1C 105M-T-A
C404	4030006880	S.CERAMIC	C1808 JB 1H 472K-T-A
C405	4510004630	S.ELECTROLITIC	ECEV1CA100SR
C407	4030010070	S.CERAMIC	C1808 X7S 1C 104K-T-A
C408	4030010070	S.CERAMIC	C1808 X7S 1C 104K-T-A
C409	4030010070	S.CERAMIC	C1808 X7S 1C 104K-T-A
C410	4030010070	S.CERAMIC	C1808 X7S 1C 104K-T-A
C411	4030006860	S.CERAMIC	C1808 JB 1H 472K-T-A
C412	4030010070	S.CERAMIC	C1808 X7S 1C 104K-T-A
C413	4030010070	S.CERAMIC	C1808 X7S 1C 104K-T-A
C414	4030010070	S.CERAMIC	C1808 X7S 1C 104K-T-A
C415	4030010070	S.CERAMIC	C1808 X7S 1C 104K-T-A
C416	4030006880	S.CERAMIC	C1808 JB 1H 472K-T-A

[MAIN UNIT]

REF. NO.	ORDER NO.	DESCRIPTION	
C417	4030010070	S.CERAMIC	C1808 X7S 1C 104K-T-A
C418	4030010070	S.CERAMIC	C1808 X7S 1C 104K-T-A
C419	4030010070	S.CERAMIC	C1808 X7S 1C 104K-T-A
C420	4510005860	S.ELECTROLITIC	ECEV1HA2R2SR
C421	4030006880	S.CERAMIC	C1808 JB 1H 472K-T-A
C423	4510003830	ELECTROLITIC	50 MV R47 SW
C427	4550003230	S.TANTALUM	TEMSVB2 1E 225M-8L
C428	4030010070	S.CERAMIC	C1808 X7S 1C 104K-T-A
C429	4510004630	S.ELECTROLITIC	ECEV1CA100SR
C430	4030006880	S.CERAMIC	C1808 JB 1H 472K-T-A
C431	4030010070	S.CERAMIC	C1808 X7S 1C 104K-T-A
C432	4030010070	S.CERAMIC	C1808 X7S 1C 104K-T-A
C433	4030010070	S.CERAMIC	C1808 X7S 1C 104K-T-A
C434	4030006920	S.CERAMIC	C1808 CH 1H 010C-T-A
C435	4030006880	S.CERAMIC	C1808 JB 1H 472K-T-A
C436	4030010070	S.CERAMIC	C1808 X7S 1C 104K-T-A
C437	4030006880	S.CERAMIC	C1808 JB 1H 472K-T-A
C438	4510004990	ELECTROLITIC	18 MV 100 HC
C440	4030006850	S.CERAMIC	C1808 JB 1H 471K-T-A
C441	4030006920	S.CERAMIC	C1808 JB 1C 473K-T-A
C442	4030006880	S.CERAMIC	C1808 JB 1C 223K-T-A
C443	4030006880	S.CERAMIC	C1808 JB 1H 472K-T-A
C444	4030006860	S.CERAMIC	C1808 JB 1H 102K-T-A
C445	4030006860	S.CERAMIC	C1808 JB 1H 102K-T-A
C446	4030006860	S.CERAMIC	C1808 JB 1H 472K-T-A
C453	4030006880	S.CERAMIC	C1808 JB 1H 472K-T-A
C454	4030006880	S.CERAMIC	C1808 JB 1H 472K-T-A
C455	4030006860	S.CERAMIC	C1808 JB 1H 102K-T-A
C456	4030006880	S.CERAMIC	C1808 JB 1H 472K-T-A
C457	4030006880	S.CERAMIC	C1808 JB 1H 472K-T-A
C458	4030006880	S.CERAMIC	C1808 JB 1H 472K-T-A
C459	4030006900	S.CERAMIC	C1808 JB 1E 103K-T-A
C464	4030007030	S.CERAMIC	C1808 CH 1H 150J-T-A
C465	4030010070	S.CERAMIC	C1808 X7S 1C 104K-T-A
C466	4030006880	S.CERAMIC	C1808 JB 1C 223K-T-A
C467	4550006080	S.TANTALUM	TEMSVB2 1C 106M-8L
C468	4030006950	S.CERAMIC	C1808 CH 1H 040C-T-A
C469	4550006080	S.TANTALUM	TEMSVB2 1C 106M-8L
C470	4030007050	S.CERAMIC	C1808 CH 1H 220J-T-A
C471	4030006990	S.CERAMIC	C1808 CH 1H 080D-T-A
C474	4030009650	S.CERAMIC	C1808 CH 1H 240J-T-A
C475	4030007080	S.CERAMIC	C1808 CH 1H 390J-T-A
J1	6510007020	CONNECTOR	TMP-J01X-V6
J2	6510007020	CONNECTOR	TMP-J01X-V6
J3	6510007020	CONNECTOR	TMP-J01X-V6
J4	6510007020	CONNECTOR	TMP-J01X-V6
J5	6510007020	CONNECTOR	TMP-J01X-V6
J6	6510007020	CONNECTOR	TMP-J01X-V6
J7	6510019140	S.CONNECTOR	52610-1090
J8	6510018940	S.CONNECTOR	B13B-PH-SM3-TB
J9	6510018960	S.CONNECTOR	B2B-PH-SM3-TB
J10	6510019160	S.CONNECTOR	52610-2090
J11	6510019150	S.CONNECTOR	52610-0890
J12	6510018970	S.CONNECTOR	B4B-PH-SM3-TB
J13	6510019070	S.CONNECTOR	52550-3092
J14	6510019190	S.CONNECTOR	52365-0891
J15	6450001560	CONNECTOR	PD-72
J16	6450001560	CONNECTOR	PD-72
J17	6450001560	CONNECTOR	PD-72
J18	6450001560	CONNECTOR	PD-72
J20	6910010370	CONNECTOR	IPS-1340-01
W4	7030003860	S.JUMPER	ERJ3GE JPW V [USA] only
W10	7030003860	S.JUMPER	ERJ3GE JPW V
EP1	0910046395	PCB	B 4688E

S.=Surface mount

## [HPF BOARD]

REF. NO.	ORDER NO.	DESCRIPTION	
IC1	1110003970	S.IC	µPC1658G-E1
Q1	1590002400	S.TRANSISTOR	IMH3 T110
Q2	1590000680	S.TRANSISTOR	DTC144TU T107
Q3	1590000790	S.TRANSISTOR	DTC143TU T107
D5	1790001260	S.DIODE	MA2S077-(TX)
D6	1790001260	S.DIODE	MA2S077-(TX)
D7	1790001260	S.DIODE	MA2S077-(TX)
D8	1790001260	S.DIODE	MA2S077-(TX)
10	1790001260	S.DIODE	MA2S077-(TX)
D12	1790001260	S.DIODE	MA2S077-(TX)
D13	1790001260	S.DIODE	MA2S077-(TX)
D14	1790001260	S.DIODE	MA2S077-(TX)
D15	1790001260	S.DIODE	MA2S077-(TX)
D16	1790001260	S.DIODE	MA2S077-(TX)
D17	1790001260	S.DIODE	MA2S077-(TX)
D18	1790001260	S.DIODE	MA2S077-(TX)
D19	1790001260	S.DIODE	MA2S077-(TX)
D20	1790001260	S.DIODE	MA2S077-(TX)
D21	1790001260	S.DIODE	MA2S077-(TX)
D22	1790001260	S.DIODE	MA2S077-(TX)
D23	1790001260	S.DIODE	MA2S077-(TX)
D24	1790001260	S.DIODE	MA2S077-(TX)
D25	1790001260	S.DIODE	MA2S077-(TX)
D26	1790001260	S.DIODE	MA2S077-(TX)
D27	1790001260	S.DIODE	MA2S077-(TX)
D28	1790001260	S.DIODE	MA2S077-(TX)
L1	8200005580	S.COIL	ELJSC 101K-F
L2	8200004880	S.COIL	ELJFC 3R3K-F
L3	8200004440	S.COIL	ELJFC 4R7M-F
L4	8200001620	S.COIL	ELJFC 1R0K-F
L5	8200001620	S.COIL	ELJFC 1R0K-F
L6	8200001620	S.COIL	ELJFC 1R0K-F
L7	8200002240	S.COIL	ELJFC 2R2K-F
L8	8200002710	S.COIL	ELJFC 1R8K-F
L9	8200002710	S.COIL	ELJFC 1R8K-F
L10	8200005580	S.COIL	ELJSC 101K-F
L11	8200005540	S.COIL	ELJNC R47K-F
L12	8200001980	S.COIL	ELJFC R56MF
L13	8200005580	S.COIL	ELJSC 101K-F
L14	8200002920	S.COIL	ELJNC R33K-F
L15	8200004160	S.COIL	ELJNC R39K-F
L16	8200005550	S.COIL	ELJFC 100K-F
L17	8200005550	S.COIL	ELJFC 100K-F
L18	8200003240	S.COIL	NL 322522T-221J
L19	8200005580	S.COIL	ELJSC 101K-F
L20	8200003240	S.COIL	NL 322522T-221J
L21	8200003240	S.COIL	NL 322522T-221J
L22	8200003240	S.COIL	NL 322522T-221J
L23	8200002920	S.COIL	ELJNC R33K-F
L24	8200003350	S.COIL	ELJNC R27K-F
L25	8200003670	S.COIL	ELJNC 88NK-F
L26	8200002160	S.COIL	ELJNC 82NK-F
L27	8200005580	S.COIL	ELJSC 101K-F
L28	8200005580	S.COIL	ELJSC 101K-F
L29	8200003300	S.COIL	ELJNC R22K-F
L30	8200001920	S.COIL	ELJNC R15K-F
L31	8200005550	S.COIL	ELJFC 100K-F
L32	8200005580	S.COIL	ELJSC 101K-F
L33	8200005580	S.COIL	ELJSC 101K-F
L34	8200005580	S.COIL	ELJSC 101K-F
L35	8200005580	S.COIL	ELJSC 101K-F
L36	8200002800	S.COIL	ELJFC R68M-F
R1	7030003440	S.RESISTOR	ERJ3GEYJ 102 V (1 kΩ)
R5	7030003320	S.RESISTOR	ERJ3GEYJ 101 V (100 Ω)
R7	7030003320	S.RESISTOR	ERJ3GEYJ 101 V (100 Ω)
R8	7030003400	S.RESISTOR	ERJ3GEYJ 471 V (470 Ω)
R9	7030000310	S.RESISTOR	MCR10EZHZ 270 Ω (271)
R10	7030003280	S.RESISTOR	ERJ3GEYJ 470 V (47 Ω)
R11	7030003280	S.RESISTOR	ERJ3GEYJ 470 V (47 Ω)
R12	7030000310	S.RESISTOR	MCR10EZHZ 270 Ω (271)

## [HPF BOARD]

REF. NO.	ORDER NO.	DESCRIPTION	
R13	7030003370	S.RESISTOR	ERJ3GEYJ 271 V (270 Ω)
R14	7030003230	S.RESISTOR	ERJ3GEYJ 180 V (18 Ω)
R15	7030003370	S.RESISTOR	ERJ3GEYJ 271 V (270 Ω)
R16	7030003400	S.RESISTOR	ERJ3GEYJ 471 V (470 Ω)
R17	7030003400	S.RESISTOR	ERJ3GEYJ 471 V (470 Ω)
R18	7030003580	S.RESISTOR	ERJ3GEYJ 103 V (10 kΩ)
R19	7030003580	S.RESISTOR	ERJ3GEYJ 103 V (10 kΩ)
R20	7030003580	S.RESISTOR	ERJ3GEYJ 103 V (10 kΩ)
C1	4030010070	S.CERAMIC	C1808 X7S 1C 104K-T-A
C2	4030008470	S.CERAMIC	C1808 JB 1H 272K-T-A
C3	4030008860	S.CERAMIC	C1808 JB 1C 153K-T-A
C4	4030009980	S.CERAMIC	C1808 JB 1H 152K-T-A
C5	4030010070	S.CERAMIC	C1808 X7S 1C 104K-T-A
C6	4030010070	S.CERAMIC	C1808 X7S 1C 104K-T-A
C7	4030008840	S.CERAMIC	C1808 SL 1H 391J-T-A
C8	4030010030	S.CERAMIC	C1808 SL 1H 511J-T-A
C9	4030010780	S.CERAMIC	C1808 CH 1H 331J-T-A
C10	4030008860	S.CERAMIC	C1808 JB 1H 102K-T-A
C11	4030010070	S.CERAMIC	C1808 X7S 1C 104K-T-A
C12	4030009580	S.CERAMIC	C1808 JB 1H 681K-T-A
C13	4030009980	S.CERAMIC	C1808 JB 1H 152K-T-A
C14	4030009580	S.CERAMIC	C1808 JB 1H 681K-T-A
C15	4030008470	S.CERAMIC	C1808 JB 1H 272K-T-A
C16	4030010070	S.CERAMIC	C1808 X7S 1C 104K-T-A
C17	4030007160	S.CERAMIC	C1808 CH 1H 181J-T-A
C18	4030006860	S.CERAMIC	C1808 JB 1H 102K-T-A
C19	4030007150	S.CERAMIC	C1808 CH 1H 151J-T-A
C20	4030006840	S.CERAMIC	C1808 SL 1H 391J-T-A
C21	4030010210	S.CERAMIC	C3216 JB 1C 105M-T-A
C22	4030010070	S.CERAMIC	C1808 X7S 1C 104K-T-A
C23	4030007170	S.CERAMIC	C1808 CH 1H 221J-T-A
C24	4030010020	S.CERAMIC	C1808 JB 1H 122K-T-A
C25	4030007130	S.CERAMIC	C1808 CH 1H 101J-T-A
C26	4030008830	S.CERAMIC	C1808 SL 1H 331J-T-A
C27	4030010070	S.CERAMIC	C1808 X7S 1C 104K-T-A
C28	4030010070	S.CERAMIC	C1808 X7S 1C 104K-T-A
C29	4030010070	S.CERAMIC	C1808 X7S 1C 104K-T-A
C30	4030010070	S.CERAMIC	C1808 X7S 1C 104K-T-A
C31	4030010070	S.CERAMIC	C1808 X7S 1C 104K-T-A
C32	4030010070	S.CERAMIC	C1808 X7S 1C 104K-T-A
C33	4030010070	S.CERAMIC	C1808 X7S 1C 104K-T-A
C34	4030010070	S.CERAMIC	C1808 X7S 1C 104K-T-A
C35	4030010070	S.CERAMIC	C1808 X7S 1C 104K-T-A
C36	4030010070	S.CERAMIC	C1808 X7S 1C 104K-T-A
C37	4030010070	S.CERAMIC	C1808 X7S 1C 104K-T-A
C38	4030007120	S.CERAMIC	C1808 CH 1H 820J-T-A
C39	4030007010	S.CERAMIC	C1808 CH 1H 100D-T-A
C40	4030007150	S.CERAMIC	C1808 CH 1H 151J-T-A
C41	4030007040	S.CERAMIC	C1808 CH 1H 180J-T-A
C42	4030007120	S.CERAMIC	C1808 CH 1H 820J-T-A
C43	4030007080	S.CERAMIC	C1808 CH 1H 390J-T-A
C44	4030011540	S.CERAMIC	C1808 CH 1H 750J-T-A
C45	4030007150	S.CERAMIC	C1808 CH 1H 151J-T-A
C46	4030007150	S.CERAMIC	C1808 CH 1H 151J-T-A
C47	4030007140	S.CERAMIC	C1808 CH 1H 121J-T-A
C48	4030007130	S.CERAMIC	C1808 CH 1H 101J-T-A
C49	4030007090	S.CERAMIC	C1808 CH 1H 470J-T-A
C50	4030010780	S.CERAMIC	C1808 CH 1H 331J-T-A
C51	4030007120	S.CERAMIC	C1808 CH 1H 820J-T-A
C52	4030010070	S.CERAMIC	C1808 X7S 1C 104K-T-A
C54	4030007170	S.CERAMIC	C1808 CH 1H 221J-T-A
C55	4030006880	S.CERAMIC	C1808 JB 1H 472K-T-A
C56	4030009580	S.CERAMIC	C1808 JB 1H 681K-T-A
C57	4030006860	S.CERAMIC	C1808 JB 1H 102K-T-A
C58	4030007170	S.CERAMIC	C1808 CH 1H 221J-T-A
C59	4030010070	S.CERAMIC	C1808 X7S 1C 104K-T-A
C60	4030007070	S.CERAMIC	C1808 CH 1H 330J-T-A
C61	4030010070	S.CERAMIC	C1808 X7S 1C 104K-T-A
C62	4030006860	S.CERAMIC	C1808 JB 1H 102K-T-A
J1	6510019350	CONNECTOR	IMSA-8210B-1-07Z041-T
J2	6510019350	CONNECTOR	IMSA-8210B-1-07Z041-T
EP1	0910046892	PCB	B 4746B

S.=Surface mount

[PLL UNIT]

REF. NO.	ORDER NO.	DESCRIPTION	
IC1	1180000420	S.IC	TA78L05F (TE12R)
IC2	1180001070	S.IC	TA7805F(TE16L)
IC3	1180001540	S.IC	TA78L08F (TE12R)
IC4	1110003300	S.IC	M5282FP 70CD
IC5	1110003090	IC	LA4425A
IC8	1130003830	S.IC	TC7S04F (TE85R)
IC9	1130003830	S.IC	TC7S04F (TE85R)
IC10	1140003841	S.IC	SC-1248
IC11	1130003830	S.IC	TC7S04F (TE85R)
IC12	1140004550	S.IC	SC-1287
IC13	1130003850	S.IC	PLL2001S-ET
Q5	1590000680	S.TRANSISTOR	DTC114EU T107
Q6	1560000720	S.FET	2SK2171-4-TD
Q7	1530003090	S.TRANSISTOR	2SC4213-B (TE85R)
Q8	1560000720	S.FET	2SK2171-4-TD
Q9	1530003090	S.TRANSISTOR	2SC4213-B (TE85R)
Q10	1530002570	S.TRANSISTOR	2SC4405-3-TR
Q12	1560000330	S.FET	2SK210-GR (TE85R)
Q13	1530002060	S.TRANSISTOR	2SC4081 T107 R
Q14	1530002560	S.TRANSISTOR	2SC4403-3-TR
Q15	1530002560	S.TRANSISTOR	2SC4403-3-TR
Q16	1530002060	S.TRANSISTOR	2SC4081 T107 R
Q18	1590001330	S.TRANSISTOR	DTA114EU T107
Q19	1590001330	S.TRANSISTOR	DTA114EU T107
Q20	1590001330	S.TRANSISTOR	DTA114EU T107
Q21	1590001330	S.TRANSISTOR	DTA114EU T107
Q22	1590000680	S.TRANSISTOR	DTC114EU T107
Q23	1590001330	S.TRANSISTOR	DTA114EU T107
Q24	1530002060	S.TRANSISTOR	2SC4081 T107 R
Q26	1590001330	S.TRANSISTOR	DTA114EU T107
Q27	1530002560	S.TRANSISTOR	2SC4403-3-TR
Q30	1530002690	S.TRANSISTOR	2SC4118-GR (TE85R)
Q36	1530002560	S.TRANSISTOR	2SC4403-3-TR
Q37	1530002920	S.TRANSISTOR	2SC4228-T2 R25
Q43	1590000650	S.TRANSISTOR	DTA144TU T107
Q44	1590000650	S.TRANSISTOR	DTA144TU T107
Q45	1520000510	TRANSISTOR	2SB1133 R
Q46	1530002280	S.TRANSISTOR	2SC4081 T107 S
Q47	1560000540	S.FET	2SK880-Y (TE85R)
Q48	1530003000	S.TRANSISTOR	2SC4117-BL (TE85R)
Q49	1530003000	S.TRANSISTOR	2SC4117-BL (TE85R)
D3	1750000130	S.DIODE	DA204U T107
D4	1720000540	S.VARICAP	HVM17-01TR
D5	1790000620	S.DIODE	MA77(TW)
D6	1720000540	S.VARICAP	HVM17-01TR
D7	1790000620	S.DIODE	MA77(TW)
D8	1750000200	S.DIODE	1SS319 (TE85R)
D9	1790000450	S.DIODE	MA862(TX)
D11	1790000450	S.DIODE	MA862(TX)
D12	1790000450	S.DIODE	MA862(TX)
D13	1720000590	S.VARICAP	MA357(TX)
D16	1790000620	S.DIODE	MA77(TW)
D17	1790000450	S.DIODE	MA862(TX)
D19	1790000450	S.DIODE	MA862(TX)
D20	1750000130	S.DIODE	DA204U T107
D21	1790000590	S.DIODE	MA110(TW)
D22	1750000160	S.DIODE	DA114 T107
F11	2020001140	S.CERAMIC	SFECA10.7MA-5-A
X1	6050005710	XTAL	CR-275
L1	6170000140	COIL	LW-15
L3	6130002900	COIL	LB-332
L4	6180000830	COIL	LAL 03NA 3R3K
L6	6130002830	COIL	LB-325
L7	6180000850	COIL	LAL 03NA 4R7K
L8	6200001830	S.COIL	NL 322522T-100J
L10	6200002160	S.COIL	ELJNC 82NK-F

[PLL UNIT]

REF. NO.	ORDER NO.	DESCRIPTION	
L12	6200001470	S.COIL	NL 322522T-R12J-3
L13	6200001630	S.COIL	ELJNC R10K-F
L15	6140002810	S.COIL	LR-317
L16	6200001630	S.COIL	ELJNC R10K-F
L17	6200002160	S.COIL	ELJNC 82NK-F
L18	6200003670	S.COIL	ELJNC 68NK-F
L19	6200003670	S.COIL	ELJNC 68NK-F
L21	6200002160	S.COIL	ELJNC 82NK-F
L22	6200001770	S.COIL	ELJNC 47NK-F
L23	6200002120	S.COIL	ELJNC 33NK-F
L25	6200002150	S.COIL	ELJNC 56NK-F
L26	6200001940	S.COIL	ELJNC 27NK-F
L27	6200002120	S.COIL	ELJNC 33NK-F
L28	6200001830	S.COIL	NL 322522T-100J
L29	6200001830	S.COIL	NL 322522T-100J
L30	6200003260	S.COIL	NL 322522T-101J
L31	6130001850	COIL	LB-185
L32	6200001830	S.COIL	NL 322522T-100J
L34	6130001090	COIL	LB-145
L35	6180000900	COIL	LAL 03NA 101K
L36	6150004520	S.COIL	LS-508
L37	6150004830	S.COIL	LS-509
L38	6150004830	S.COIL	LS-509
L39	6200003260	S.COIL	NL 322522T-101J
L40	6200003260	S.COIL	NL 322522T-101J
L41	6200003260	S.COIL	NL 322522T-101J
L42	6200001830	S.COIL	NL 322522T-100J
L43	6200003260	S.COIL	NL 322522T-101J
L44	6200001830	S.COIL	NL 322522T-100J
L45	6200003170	S.COIL	NL 322522T-330J
L46	6200003130	S.COIL	NL 322522T-120J
L47	6200003140	S.COIL	NL 322522T-150J
L48	6200003670	S.COIL	ELJNC 68NK-F
L49	6200003670	S.COIL	ELJNC 68NK-F
L50	6200002150	S.COIL	ELJNC 56NK-F
L51	6200001940	S.COIL	ELJNC 27NK-F
L52	6200003320	S.COIL	NL 322522T-3R3J-3
L53	6200003100	S.COIL	NL 322522T-3R9J-3
L54	6200002980	S.COIL	NL 322522T-4R7J-3
L56	6200001760	S.COIL	ELJNC 22NK-F
L57	6200003980	S.COIL	MLF1608A 1R0K-T
L62	6180001510	COIL	LAL 02NA 101K
L63	6200003260	S.COIL	NL 322522T-101J
L64	6200003260	S.COIL	NL 322522T-101J
L65	6200003540	S.COIL	MLF1608D R22K-T
L66	6200002160	S.COIL	ELJNC 82NK-F
R3	7030003440	S.RESISTOR	ERJ3GEYJ 102 V (1 kΩ)
R4	7030003440	S.RESISTOR	ERJ3GEYJ 102 V (1 kΩ)
R5	7030003440	S.RESISTOR	ERJ3GEYJ 102 V (1 kΩ)
R6	7030003440	S.RESISTOR	ERJ3GEYJ 102 V (1 kΩ)
R7	7030003440	S.RESISTOR	ERJ3GEYJ 102 V (1 kΩ)
R8	7030003440	S.RESISTOR	ERJ3GEYJ 102 V (1 kΩ)
R9	7030003440	S.RESISTOR	ERJ3GEYJ 102 V (1 kΩ)
R10	7030003440	S.RESISTOR	ERJ3GEYJ 102 V (1 kΩ)
R11	7030003440	S.RESISTOR	ERJ3GEYJ 102 V (1 kΩ)
R12	7030003440	S.RESISTOR	ERJ3GEYJ 102 V (1 kΩ)
R13	7030003440	S.RESISTOR	ERJ3GEYJ 102 V (1 kΩ)
R18	7070000440	RESISTOR	CRH200 R-02J 15 Ω
R24	7030003640	S.RESISTOR	ERJ3GEYJ 473 V (47 kΩ)
R25	7030003580	S.RESISTOR	ERJ3GEYJ 103 V (10 kΩ)
R26	7030003640	S.RESISTOR	ERJ3GEYJ 473 V (47 kΩ)
R28	7030003580	S.RESISTOR	ERJ3GEYJ 103 V (10 kΩ)
R29	7030003430	S.RESISTOR	ERJ3GEYJ 821 V (820 Ω)
R30	7030000100	S.RESISTOR	MCR10EZHZ 4.7 Ω (4R7)
R32	7030003240	S.RESISTOR	ERJ3GEYJ 220 V (22 Ω)
R33	7030003440	S.RESISTOR	ERJ3GEYJ 102 V (1 kΩ)
R34	7030003240	S.RESISTOR	ERJ3GEYJ 220 V (22 Ω)
R37	7030003550	S.RESISTOR	ERJ3GEYJ 822 V (8.2 kΩ)
R38	7030003320	S.RESISTOR	ERJ3GEYJ 101 V (100 Ω)
R39	7030003260	S.RESISTOR	ERJ3GEYJ 330 V (33 Ω)
R48	7030003440	S.RESISTOR	ERJ3GEYJ 102 V (1 kΩ)
R49	7030003440	S.RESISTOR	ERJ3GEYJ 102 V (1 kΩ)
R50	7030003440	S.RESISTOR	ERJ3GEYJ 102 V (1 kΩ)
R51	7030003440	S.RESISTOR	ERJ3GEYJ 102 V (1 kΩ)

S.=Surface mount



## [PLL UNIT]

REF. NO.	ORDER NO.	DESCRIPTION	
R52	7030003280	S.RESISTOR	ERJ3GEYJ 470 V (47 Ω)
R53	7030003440	S.RESISTOR	ERJ3GEYJ 102 V (1 kΩ)
R54	7030003440	S.RESISTOR	ERJ3GEYJ 102 V (1 kΩ)
R57	7030003330	S.RESISTOR	ERJ3GEYJ 121 V (120 Ω)
R58	7030003280	S.RESISTOR	ERJ3GEYJ 470 V (47 Ω)
R59	7030003560	S.RESISTOR	ERJ3GEYJ 103 V (10 kΩ)
R60	7310002740	S.TRIMMER	RV-150 (RH03A3A14X0FC) 103
R61	7030003560	S.RESISTOR	ERJ3GEYJ 103 V (10 kΩ)
R62	7030003680	S.RESISTOR	ERJ3GEYJ 104 V (100 kΩ)
R63	7030003680	S.RESISTOR	ERJ3GEYJ 104 V (100 kΩ)
R64	7030003340	S.RESISTOR	ERJ3GEYJ 151 V (150 Ω)
R65	7030003320	S.RESISTOR	ERJ3GEYJ 101 V (100 Ω)
R66	7030003550	S.RESISTOR	ERJ3GEYJ 822 V (8.2 kΩ)
R67	7030003220	S.RESISTOR	ERJ3GEYJ 150 V (15 Ω)
R68	7030003220	S.RESISTOR	ERJ3GEYJ 150 V (15 Ω)
R69	7030003320	S.RESISTOR	ERJ3GEYJ 101 V (100 Ω)
R70	7030003580	S.RESISTOR	ERJ3GEYJ 153 V (15 kΩ)
R71	7030003520	S.RESISTOR	ERJ3GEYJ 472 V (4.7 kΩ)
R72	7030003400	S.RESISTOR	ERJ3GEYJ 471 V (470 Ω)
R73	7030003240	S.RESISTOR	ERJ3GEYJ 220 V (22 Ω)
R74	7030003600	S.RESISTOR	ERJ3GEYJ 223 V (22 kΩ)
R75	7030003560	S.RESISTOR	ERJ3GEYJ 103 V (10 kΩ)
R76	7030003360	S.RESISTOR	ERJ3GEYJ 221 V (220 Ω)
R77	7030003320	S.RESISTOR	ERJ3GEYJ 101 V (100 Ω)
R78	7030003330	S.RESISTOR	ERJ3GEYJ 121 V (120 Ω)
R79	7030003640	S.RESISTOR	ERJ3GEYJ 473 V (47 kΩ)
R80	7030003370	S.RESISTOR	ERJ3GEYJ 271 V (270 Ω)
R81	7030003800	S.RESISTOR	ERJ3GEYJ 105 V (1 MΩ)
R82	7030003380	S.RESISTOR	ERJ3GEYJ 331 V (330 Ω)
R86	7030003400	S.RESISTOR	ERJ3GEYJ 471 V (470 Ω)
R88	7030003320	S.RESISTOR	ERJ3GEYJ 101 V (100 Ω)
R89	7030003440	S.RESISTOR	ERJ3GEYJ 102 V (1 kΩ)
R90	7030003800	S.RESISTOR	ERJ3GEYJ 105 V (1 MΩ)
R91	7030005370	S.RESISTOR	RR0816P-202-B (2 kΩ)
R92	7030005370	S.RESISTOR	RR0816P-202-B (2 kΩ)
R93	7030005370	S.RESISTOR	RR0816P-202-B (2 kΩ)
R94	7030005370	S.RESISTOR	RR0816P-202-B (2 kΩ)
R95	7030005370	S.RESISTOR	RR0816P-202-B (2 kΩ)
R96	7030005400	S.RESISTOR	RR0816P-202-D (2 kΩ)
R97	7030005400	S.RESISTOR	RR0816P-202-D (2 kΩ)
R98	7030005400	S.RESISTOR	RR0816P-202-D (2 kΩ)
R99	7030005400	S.RESISTOR	RR0816P-202-D (2 kΩ)
R100	7030005400	S.RESISTOR	RR0816P-202-D (2 kΩ)
R101	7030005400	S.RESISTOR	RR0816P-202-D (2 kΩ)
R102	7030005400	S.RESISTOR	RR0816P-202-D (2 kΩ)
R103	7030005400	S.RESISTOR	RR0816P-202-D (2 kΩ)
R104	7030005380	S.RESISTOR	RR0816P-102-B (1 kΩ)
R105	7030005380	S.RESISTOR	RR0816P-102-B (1 kΩ)
R106	7030005380	S.RESISTOR	RR0816P-102-B (1 kΩ)
R107	7030005380	S.RESISTOR	RR0816P-102-B (1 kΩ)
R108	7030005380	S.RESISTOR	RR0816P-102-B (1 kΩ)
R109	7030005390	S.RESISTOR	RR0816P-102-D (1 kΩ)
R110	7030005390	S.RESISTOR	RR0816P-102-D (1 kΩ)
R111	7030005390	S.RESISTOR	RR0816P-102-D (1 kΩ)
R112	7030005390	S.RESISTOR	RR0816P-102-D (1 kΩ)
R113	7030005390	S.RESISTOR	RR0816P-102-D (1 kΩ)
R114	7030005390	S.RESISTOR	RR0816P-102-D (1 kΩ)
R115	7030003800	S.RESISTOR	ERJ3GEYJ 105 V (1 MΩ)
R116	7030005370	S.RESISTOR	RR0816P-202-B (2 kΩ)
R117	7030005370	S.RESISTOR	RR0816P-202-B (2 kΩ)
R118	7030005370	S.RESISTOR	RR0816P-202-B (2 kΩ)
R119	7030005400	S.RESISTOR	RR0816P-202-D (2 kΩ)
R120	7030005400	S.RESISTOR	RR0816P-202-D (2 kΩ)
R121	7030005400	S.RESISTOR	RR0816P-202-D (2 kΩ)
R122	7030005400	S.RESISTOR	RR0816P-202-D (2 kΩ)
R123	7030005400	S.RESISTOR	RR0816P-202-D (2 kΩ)
R124	7030005400	S.RESISTOR	RR0816P-202-D (2 kΩ)
R125	7030005400	S.RESISTOR	RR0816P-202-D (2 kΩ)
R126	7030005400	S.RESISTOR	RR0816P-202-D (2 kΩ)
R127	7030005380	S.RESISTOR	RR0816P-102-B (1 kΩ)
R128	7030005380	S.RESISTOR	RR0816P-102-B (1 kΩ)
R129	7030005380	S.RESISTOR	RR0816P-102-B (1 kΩ)
R130	7030005390	S.RESISTOR	RR0816P-102-D (1 kΩ)
R131	7030005390	S.RESISTOR	RR0816P-102-D (1 kΩ)
R132	7030005390	S.RESISTOR	RR0816P-102-D (1 kΩ)

## [PLL UNIT]

REF. NO.	ORDER NO.	DESCRIPTION	
R133	7030005390	S.RESISTOR	RR0816P-102-D (1 kΩ)
R134	7030005390	S.RESISTOR	RR0816P-102-D (1 kΩ)
R135	7030005390	S.RESISTOR	RR0816P-102-D (1 kΩ)
R136	7030003620	S.RESISTOR	ERJ3GEYJ 333 V (33 kΩ)
R137	7030003580	S.RESISTOR	ERJ3GEYJ 153 V (15 kΩ)
R138	7030003480	S.RESISTOR	ERJ3GEYJ 222 V (2.2 kΩ)
R142	7030003440	S.RESISTOR	ERJ3GEYJ 102 V (1 kΩ)
R149	7030003440	S.RESISTOR	ERJ3GEYJ 102 V (1 kΩ)
R152	7030003370	S.RESISTOR	ERJ3GEYJ 271 V (270 Ω)
R153	7010003400	RESISTOR	ELR20J 1 kΩ
R154	7030003470	S.RESISTOR	ERJ3GEYJ 182 V (1.8 kΩ)
R155	7030003480	S.RESISTOR	ERJ3GEYJ 222 V (2.2 kΩ)
R156	7030003360	S.RESISTOR	ERJ3GEYJ 221 V (220 Ω)
R157	7030003320	S.RESISTOR	ERJ3GEYJ 101 V (100 Ω)
R158	7030003440	S.RESISTOR	ERJ3GEYJ 102 V (1 kΩ)
R159	7030003480	S.RESISTOR	ERJ3GEYJ 222 V (2.2 kΩ)
R160	7030003560	S.RESISTOR	ERJ3GEYJ 103 V (10 kΩ)
R161	7030003560	S.RESISTOR	ERJ3GEYJ 103 V (10 kΩ)
R162	7030003220	S.RESISTOR	ERJ3GEYJ 150 V (15 Ω)
R163	7030003220	S.RESISTOR	ERJ3GEYJ 150 V (15 Ω)
R167	7030003440	S.RESISTOR	ERJ3GEYJ 102 V (1 kΩ)
R173	7030003320	S.RESISTOR	ERJ3GEYJ 101 V (100 Ω)
R176	7030003540	S.RESISTOR	ERJ3GEYJ 682 V (6.8 kΩ)
R177	7030003440	S.RESISTOR	ERJ3GEYJ 102 V (1 kΩ)
R178	7030003320	S.RESISTOR	ERJ3GEYJ 101 V (100 Ω)
R179	7030003280	S.RESISTOR	ERJ3GEYJ 470 V (47 Ω)
R180	7030003330	S.RESISTOR	ERJ3GEYJ 121 V (120 Ω)
R181	7030003220	S.RESISTOR	ERJ3GEYJ 150 V (15 Ω)
R182	7030003220	S.RESISTOR	ERJ3GEYJ 150 V (15 Ω)
R183	7030003220	S.RESISTOR	ERJ3GEYJ 150 V (15 Ω)
R184	7030003440	S.RESISTOR	ERJ3GEYJ 102 V (1 kΩ)
R186	7030003840	S.RESISTOR	ERJ3GEYJ 225 V (2.2 MΩ)
R187	7030003260	S.RESISTOR	ERJ3GEYJ 330 V (33 Ω)
R188	7030003500	S.RESISTOR	ERJ3GEYJ 332 V (3.3 kΩ)
R189	7030003450	S.RESISTOR	ERJ3GEYJ 122 V (1.2 kΩ)
R190	7030003280	S.RESISTOR	ERJ3GEYJ 470 V (47 Ω)
R192	7030003460	S.RESISTOR	ERJ3GEYJ 152 V (1.5 kΩ)
R194	7030003220	S.RESISTOR	ERJ3GEYJ 150 V (15 Ω)
R197	7030003340	S.RESISTOR	ERJ3GEYJ 151 V (150 Ω)
R198	7030003320	S.RESISTOR	ERJ3GEYJ 101 V (100 Ω)
R199	7030003300	S.RESISTOR	ERJ3GEYJ 680 V (68 Ω)
R200	7030003320	S.RESISTOR	ERJ3GEYJ 101 V (100 Ω)
R202	7030003520	S.RESISTOR	ERJ3GEYJ 472 V (4.7 kΩ)
R203	7030003840	S.RESISTOR	ERJ3GEYJ 225 V (2.2 MΩ)
R205	7030003400	S.RESISTOR	ERJ3GEYJ 471 V (470 Ω)
R213	7030003440	S.RESISTOR	ERJ3GEYJ 102 V (1 kΩ)
R216	7030003360	S.RESISTOR	ERJ3GEYJ 221 V (220 Ω)
R217	7030003400	S.RESISTOR	ERJ3GEYJ 471 V (470 Ω)
R218	7030003370	S.RESISTOR	ERJ3GEYJ 271 V (270 Ω)
R219	7030003230	S.RESISTOR	ERJ3GEYJ 180 V (18 Ω)
R220	7030003370	S.RESISTOR	ERJ3GEYJ 271 V (270 Ω)
R221	7030007490	S.RESISTOR	MCR03EZHJ 10 M Ω (106)
R222	7030003480	S.RESISTOR	ERJ3GEYJ 222 V (2.2 kΩ)
R223	7030003320	S.RESISTOR	ERJ3GEYJ 101 V (100 Ω)
R224	7030003380	S.RESISTOR	ERJ3GEYJ 331 V (330 Ω)
R225	7030003440	S.RESISTOR	ERJ3GEYJ 102 V (1 kΩ)
R226	7030003470	S.RESISTOR	ERJ3GEYJ 182 V (1.8 kΩ)
R227	7030003440	S.RESISTOR	ERJ3GEYJ 102 V (1 kΩ)
R229	7030003340	S.RESISTOR	ERJ3GEYJ 151 V (150 Ω)
R230	7030003270	S.RESISTOR	ERJ3GEYJ 390 V (39 Ω)
R231	7030003400	S.RESISTOR	ERJ3GEYJ 471 V (470 Ω)
R232	7010004150	RESISTOR	R20J 470 Ω
R233	7010004150	RESISTOR	R20J 470 Ω
R234	7030003320	S.RESISTOR	ERJ3GEYJ 101 V (100 Ω)
R235	7030003680	S.RESISTOR	ERJ3GEYJ 104 V (100 kΩ)
R236	7030003480	S.RESISTOR	ERJ3GEYJ 222 V (2.2 kΩ)
R237	7030003510	S.RESISTOR	ERJ3GEYJ 392 V (3.9 kΩ)
C1	4030009590	S.CERAMIC	C2012 JF 1C 225Z-T-A
C2	4030006880	S.CERAMIC	C1608 JB 1H 472K-T-A
C3	4030006880	S.CERAMIC	C1608 JB 1H 472K-T-A
C4	4030006880	S.CERAMIC	C1608 JB 1H 472K-T-A
C5	4030009590	S.CERAMIC	C2012 JF 1C 225Z-T-A
C6	4030006880	S.CERAMIC	C1608 JB 1H 472K-T-A
C7	4030006880	S.CERAMIC	C1608 JB 1H 472K-T-A

S.=Surface mount

[PLL UNIT]

REF. NO.	ORDER NO.	DESCRIPTION
C8	4030009590	S.CERAMIC C2012 JF 1C 225Z-T-A
C9	4030009590	S.CERAMIC C2012 JF 1C 225Z-T-A
C10	4030008880	S.CERAMIC C1808 JB 1H 472K-T-A
C11	4030006880	S.CERAMIC C1808 JB 1H 472K-T-A
C12	4030009590	S.CERAMIC C2012 JF 1C 225Z-T-A
C15	4510005600	S.ELECTROLITIC ECEV1CS100SR
C16	4030009110	S.CERAMIC C3216 JB 1C 474K-T-A
C17	4030010070	S.CERAMIC C1808 X7S 1C 104K-T-A
C18	4030008850	S.CERAMIC C1808 JB 1H 471K-T-A
C19	4030009110	S.CERAMIC C3216 JB 1C 474K-T-A
C20	4510005600	S.ELECTROLITIC ECEV1CS100SR
C21	4510005600	S.ELECTROLITIC ECEV1CS100SR
C22	4510005600	S.ELECTROLITIC ECEV1CS100SR
C23	4030008880	S.CERAMIC C1808 JB 1H 472K-T-A
C24	4510005600	S.ELECTROLITIC ECEV1CS100SR
C25	4030010070	S.CERAMIC C1808 X7S 1C 104K-T-A
C26	4510004590	ELECTROLITIC 16 MV 470 HC
C27	4510004590	ELECTROLITIC 16 MV 470 HC
C28	4030010070	S.CERAMIC C1808 X7S 1C 104K-T-A
C29	4030008880	S.CERAMIC C1808 JB 1H 472K-T-A
C32	4030008560	S.CERAMIC C1808 CH 1H 300J-T-A
C33	4030008880	S.CERAMIC C1808 JB 1H 472K-T-A
C34	4030009510	S.CERAMIC C1808 CH 1H 010B-T-A
C35	4030008880	S.CERAMIC C1808 JB 1H 472K-T-A
C36	4030008880	S.CERAMIC C1808 JB 1H 472K-T-A
C37	4030008850	S.CERAMIC C1808 JB 1H 471K-T-A
C40	4030007110	S.CERAMIC C1808 CH 1H 680J-T-A
C41	4030008880	S.CERAMIC C1808 JB 1H 472K-T-A
C42	4030009510	S.CERAMIC C1808 CH 1H 010B-T-A
C43	4030008880	S.CERAMIC C1808 JB 1H 472K-T-A
C44	4030008880	S.CERAMIC C1808 JB 1H 472K-T-A
C45	4030008850	S.CERAMIC C1808 JB 1H 471K-T-A
C46	4030008880	S.CERAMIC C1808 JB 1H 472K-T-A
C51	4510004590	ELECTROLITIC 16 MV 470 HC
C52	4030008880	S.CERAMIC C1808 JB 1H 472K-T-A
C53	4030008880	S.CERAMIC C1808 JB 1H 472K-T-A
C54	4030008880	S.CERAMIC C1808 JB 1H 472K-T-A
C57	4030007120	S.CERAMIC C1808 CH 1H 820J-T-A
C58	4030007110	S.CERAMIC C1808 CH 1H 221J-T-A
C59	4030007120	S.CERAMIC C1808 CH 1H 820J-T-A
C60	4030008880	S.CERAMIC C1808 JB 1H 472K-T-A
C61	4030008880	S.CERAMIC C1808 JB 1H 472K-T-A
C62	4030008880	S.CERAMIC C1808 JB 1H 472K-T-A
C64	4030008880	S.CERAMIC C1808 JB 1H 472K-T-A
C65	4030007070	S.CERAMIC C1808 CH 1H 330J-T-A
C66	4030007020	S.CERAMIC C1808 CH 1H 120J-T-A
C67	4030007090	S.CERAMIC C1808 CH 1H 470J-T-A
C68	4030006980	S.CERAMIC C1808 CH 1H 070D-T-A
C69	4030007060	S.CERAMIC C1808 CH 1H 270J-T-A
C70	4030008580	S.CERAMIC C1808 CH 1H 300J-T-A
C71	4030007000	S.CERAMIC C1808 CH 1H 090D-T-A
C72	4030007070	S.CERAMIC C1808 CH 1H 330J-T-A
C73	4030006980	S.CERAMIC C1808 CH 1H 050C-T-A
C74	4030007040	S.CERAMIC C1808 CH 1H 180J-T-A
C75	4030006930	S.CERAMIC C1808 CH 1H 020C-T-A
C76	4030007110	S.CERAMIC C1808 CH 1H 680J-T-A
C77	4030007030	S.CERAMIC C1808 CH 1H 150J-T-A
C78	4030007030	S.CERAMIC C1808 CH 1H 150J-T-A
C79	4030008940	S.CERAMIC C1808 CH 1H 030C-T-A
C80	4030007060	S.CERAMIC C1808 CH 1H 270J-T-A
C81	4030006990	S.CERAMIC C1808 CH 1H 080D-T-A
C82	4030007020	S.CERAMIC C1808 CH 1H 120J-T-A
C83	4030007050	S.CERAMIC C1808 CH 1H 220J-T-A
C84	4030008560	S.CERAMIC C1808 CH 1H 300J-T-A
C85	4030007050	S.CERAMIC C1808 CH 1H 220J-T-A
C86	4030006990	S.CERAMIC C1808 CH 1H 080D-T-A
C87	4030006970	S.CERAMIC C1808 CH 1H 060D-T-A
C88	4030007040	S.CERAMIC C1808 CH 1H 180J-T-A
C89	4030006930	S.CERAMIC C1808 CH 1H 020C-T-A
C90	4030007020	S.CERAMIC C1808 CH 1H 120J-T-A
C91	4030006880	S.CERAMIC C1808 JB 1H 472K-T-A
C94	4030006880	S.CERAMIC C1808 JB 1H 472K-T-A
C95	4510005600	S.ELECTROLITIC ECEV1CS100SR
C96	4030006880	S.CERAMIC C1808 JB 1H 472K-T-A
C98	4030006880	S.CERAMIC C1808 JB 1H 472K-T-A
C99	4030006880	S.CERAMIC C1808 JB 1H 472K-T-A

[PLL UNIT]

REF. NO.	ORDER NO.	DESCRIPTION
C100	4510005600	S.ELECTROLITIC ECEV1CS100SR
C101	4040000190	BARRIERLAYR UAT 05X 103K
C102	4030007080	S.CERAMIC C1808 CH 1H 390J-T-A
C103	4030011570	S.CERAMIC CM105 CH 101G 50AT
C104	4610001260	S.TRIMMER ECR-JA020 E12W
C105	4030007150	S.CERAMIC C1808 CH 1H 151J-T-A
C106	4030007150	S.CERAMIC C1808 CH 1H 151J-T-A
C107	4030007150	S.CERAMIC C1808 CH 1H 151J-T-A
C108	4030006880	S.CERAMIC C1808 JB 1H 472K-T-A
C109	4030006980	S.CERAMIC C1808 CH 1H 050C-T-A
C110	4030010070	S.CERAMIC C1808 X7S 1C 104K-T-A
C111	4510005600	S.ELECTROLITIC ECEV1CS100SR
C112	4030006880	S.CERAMIC C1808 JB 1H 472K-T-A
C113	4030006880	S.CERAMIC C1808 JB 1H 472K-T-A
C114	4030006880	S.CERAMIC C1808 JB 1H 472K-T-A
C115	4030007100	S.CERAMIC C1808 CH 1H 560J-T-A
C116	4030007120	S.CERAMIC C1808 CH 1H 472K-T-A
C117	4030006880	S.CERAMIC C1808 JB 1H 472K-T-A
C118	4030007110	S.CERAMIC C1808 CH 1H 680J-T-A
C119	4030006880	S.CERAMIC C1808 JB 1H 472K-T-A
C120	4030006880	S.CERAMIC C1808 CH 1H 010C-T-A
C121	4030006880	S.CERAMIC C1808 JB 1H 472K-T-A
C122	4030007060	S.CERAMIC C1808 CH 1H 270J-T-A
C123	4030006880	S.CERAMIC C1808 JB 1H 472K-T-A
C124	4030006920	S.CERAMIC C1808 CH 1H 010C-T-A
C125	4030007060	S.CERAMIC C1808 CH 1H 270J-T-A
C126	4030006880	S.CERAMIC C1808 JB 1H 472K-T-A
C127	4030006880	S.CERAMIC C1808 JB 1H 472K-T-A
C128	4030006880	S.CERAMIC C1808 JB 1H 472K-T-A
C130	4030006880	S.CERAMIC C1808 JB 1H 472K-T-A
C132	4550000460	S.TANTALUM TESVA 1C 105M1-8L
C133	4030006880	S.CERAMIC C1808 JB 1H 472K-T-A
C134	4030010070	S.CERAMIC C1808 X7S 1C 104K-T-A
C135	4030010070	S.CERAMIC C1808 X7S 1C 104K-T-A
C136	4030010070	S.CERAMIC C1808 X7S 1C 104K-T-A
C137	4030010070	S.CERAMIC C1808 X7S 1C 104K-T-A
C138	4030010070	S.CERAMIC C1808 X7S 1C 104K-T-A
C139	4030010070	S.CERAMIC C1808 X7S 1C 104K-T-A
C140	4030010070	S.CERAMIC C1808 X7S 1C 104K-T-A
C141	4030010070	S.CERAMIC C1808 X7S 1C 104K-T-A
C142	4030010070	S.CERAMIC C1808 X7S 1C 104K-T-A
C143	4030010070	S.CERAMIC C1808 X7S 1C 104K-T-A
C144	4030010070	S.CERAMIC C1808 X7S 1C 104K-T-A
C145	4030010070	S.CERAMIC C1808 X7S 1C 104K-T-A
C146	4030010070	S.CERAMIC C1808 X7S 1C 104K-T-A
C147	4030010070	S.CERAMIC C1808 X7S 1C 104K-T-A
C148	4030010070	S.CERAMIC C1808 X7S 1C 104K-T-A
C149	4030006880	S.CERAMIC C1808 X7S 1C 104K-T-A
C150	4030010070	S.CERAMIC C1808 X7S 1C 104K-T-A
C151	4030010070	S.CERAMIC C1808 X7S 1C 104K-T-A
C152	4030010070	S.CERAMIC C1808 X7S 1C 104K-T-A
C153	4030010070	S.CERAMIC C1808 X7S 1C 104K-T-A
C154	4030010070	S.CERAMIC C1808 X7S 1C 104K-T-A
C155	4030010070	S.CERAMIC C1808 X7S 1C 104K-T-A
C156	4030010070	S.CERAMIC C1808 X7S 1C 104K-T-A
C157	4030007040	S.CERAMIC C1808 CH 1H 180J-T-A
C158	4030007090	S.CERAMIC C1808 CH 1H 470J-T-A
C159	4030007040	S.CERAMIC C1808 CH 1H 180J-T-A
C160	4030007040	S.CERAMIC C1808 CH 1H 180J-T-A
C161	4030006980	S.CERAMIC C1808 CH 1H 050C-T-A
C162	4030007070	S.CERAMIC C1808 CH 1H 330J-T-A
C163	4030006930	S.CERAMIC C1808 CH 1H 020C-T-A
C164	4030007040	S.CERAMIC C1808 CH 1H 180J-T-A
C165	4030006880	S.CERAMIC C1808 JB 1H 472K-T-A
C166	4550000460	S.TANTALUM TESVA 1C 105M1-8L
C167	4030010070	S.CERAMIC C1808 X7S 1C 104K-T-A
C169	4030006920	S.CERAMIC C1808 CH 1H 010C-T-A
C170	4030007030	S.CERAMIC C1808 CH 1H 150J-T-A
C171	4030007010	S.CERAMIC C1808 CH 1H 100D-T-A
C172	4030007010	S.CERAMIC C1808 CH 1H 100D-T-A
C173	4030006880	S.CERAMIC C1808 JB 1H 472K-T-A
C174	4030006880	S.CERAMIC C1808 JB 1H 472K-T-A
C175	4030006880	S.CERAMIC C1808 JB 1H 472K-T-A
C176	4030006880	S.CERAMIC C1808 JB 1H 472K-T-A
C177	4030006980	S.CERAMIC C1808 CH 1H 070D-T-A
C178	4030006930	S.CERAMIC C1808 CH 1H 020C-T-A

S.=Surface mount



## [PLL UNIT]

REF. NO.	ORDER NO.	DESCRIPTION	
C179	4030007010	S.CERAMIC	C1608 CH 1H 100D-T-A
C180	4030009470	S.CERAMIC	C1608 CH 1H R75C-T-A
C181	4030008990	S.CERAMIC	C1608 CH 1H 080D-T-A
C182	4030008880	S.CERAMIC	C1608 JB 1H 472K-T-A
C183	4030008880	S.CERAMIC	C1608 JB 1H 472K-T-A
C184	4030008880	S.CERAMIC	C1608 JB 1H 102K-T-A
C185	4030008850	S.CERAMIC	C1608 JB 1H 471K-T-A
C186	4510004990	ELECTROLITIC	16 MV 100 HC
C188	4030006850	S.CERAMIC	C1608 JB 1H 471K-T-A
C195	4030008880	S.CERAMIC	C1608 JB 1H 472K-T-A
C196	4030008880	S.CERAMIC	C1608 JB 1H 472K-T-A
C197	4030008880	S.CERAMIC	C1608 JB 1H 102K-T-A
C198	4030007010	S.CERAMIC	C1608 CH 1H 100D-T-A
C200	4510005600	S.ELECTROLITIC	ECEV1CS100SR
C201	4510005600	S.ELECTROLITIC	ECEV1CS100SR
C202	4510005600	S.ELECTROLITIC	ECEV1CS100SR
C204	4030006980	S.CERAMIC	C1608 CH 1H 070D-T-A
C205	4030006980	S.CERAMIC	C1608 CH 1H 070D-T-A
C206	4030007030	S.CERAMIC	C1608 CH 1H 150J-T-A
C207	4030008880	S.CERAMIC	C1608 JB 1H 472K-T-A
C212	4030008880	S.CERAMIC	C1608 JB 1H 472K-T-A
C213	4030008880	S.CERAMIC	C1608 JB 1H 472K-T-A
C217	4030007030	S.CERAMIC	C1608 CH 1H 150J-T-A
C218	4030006990	S.CERAMIC	C1608 CH 1H 080D-T-A
C219	4030007030	S.CERAMIC	C1608 CH 1H 150J-T-A
C220	4030008880	S.CERAMIC	C1608 JB 1H 472K-T-A
C223	4040000690	BARRIERLAYR	UAT 08X 473K
C224	4510005000	ELECTROLITIC	16 MV 220 HC
C225	4030008880	S.CERAMIC	C1608 JB 1H 472K-T-A
C226	4030010070	S.CERAMIC	C1608 X7S 1C 104K-T-A
C227	4030010070	S.CERAMIC	C1608 X7S 1C 104K-T-A
C228	4030010070	S.CERAMIC	C1608 X7S 1C 104K-T-A
C233	4030008880	S.CERAMIC	C1608 JB 1H 472K-T-A
C236	4510004590	ELECTROLITIC	16 MV 470 HC
C237	4030008920	S.CERAMIC	C1608 CH 1H 010C-T-A
C238	4030008850	S.CERAMIC	C1608 JB 1H 471K-T-A
C239	4030008850	S.CERAMIC	C1608 JB 1H 471K-T-A
C240	4030008880	S.CERAMIC	C1608 JB 1H 472K-T-A
C241	4550008080	S.TANTALUM	TEMSVB2 1C 106M-8L
C242	4550008080	S.TANTALUM	TEMSVB2 1C 106M-8L
C243	4040000690	BARRIERLAYR	UAT 08X 473K
C244	4030008880	S.CERAMIC	C1608 JB 1H 472K-T-A
C245	4030008880	S.CERAMIC	C1608 JB 1H 472K-T-A
C246	4550000460	S.TANTALUM	TESVA 1C 105M1-8L
C247	4030007100	S.CERAMIC	C1608 CH 1H 580J-T-A
C248	4030008880	S.CERAMIC	C1608 JB 1H 472K-T-A
C249	4030007030	S.CERAMIC	C1608 CH 1H 150J-T-A
C250	4030008880	S.CERAMIC	C1608 JB 1H 472K-T-A
C251	4030008880	S.CERAMIC	C1608 JB 1H 472K-T-A
C252	4030008880	S.CERAMIC	C1608 JB 1H 472K-T-A
C253	4030008880	S.CERAMIC	C1608 JB 1H 472K-T-A
C254	4030008880	S.CERAMIC	C1608 JB 1H 472K-T-A
C255	4030008880	S.CERAMIC	C1608 JB 1H 472K-T-A
C256	4030008880	S.CERAMIC	C1608 JB 1H 472K-T-A
C257	4030010070	S.CERAMIC	C1608 X7S 1C 104K-T-A
C258	4030010070	S.CERAMIC	C1608 X7S 1C 104K-T-A
C259	4030007050	S.CERAMIC	C1608 CH 1H 220J-T-A
C260	4030007050	S.CERAMIC	C1608 CH 1H 220J-T-A
C261	4030007050	S.CERAMIC	C1608 CH 1H 220J-T-A
RL1	6330001320	RELAY	AHY103
J1	6510018950	S.CONNECTOR	B7B-PH-SM3-TB
J2	6510019070	S.CONNECTOR	52559-3092
J5	6510018960	S.CONNECTOR	B2B-PH-SM3-TB
WS1	8600034620	CABLE	1891 P01 *J04PL
WS2	8970022090	CABLE	1891 1.5D COAXIAL (3)/PL
EP1	0910045448	PCB	B 4561H

## [PA UNIT]

REF. NO.	ORDER NO.	DESCRIPTION	
IC1	1110003970	S.IC	µPC1658G-E1
Q1	1590002020	TRANSISTOR	MRF555
Q2	1590002260	TRANSISTOR	MRF5015
Q5	1590001940	S.TRANSISTOR	DTC144EE TL
Q6	1590001870	S.TRANSISTOR	DTA114EE TL
Q7	1590001940	S.TRANSISTOR	DTC144EE TL
Q8	1590001940	S.TRANSISTOR	DTC144EE TL
Q9	1590001870	S.TRANSISTOR	DTA114EE TL
Q10	1590000680	S.TRANSISTOR	DTC114EU T107
Q11	1590001940	S.TRANSISTOR	DTC144EE TL
Q12	1590001870	S.TRANSISTOR	DTA114EE TL
Q14	1590001150	S.TRANSISTOR	UN9211(TX)
Q15	1540000250	S.TRANSISTOR	2SD999-T2 CK
Q16	1590002360	TRANSISTOR	MRF581
Q17	1590001940	S.TRANSISTOR	DTC144EE TL
Q18	1590002280	FET	MRF255
Q19	1590002280	FET	MRF255
Q20	1590001940	S.TRANSISTOR	DTC144EE TL
Q21	1590001870	S.TRANSISTOR	DTA114EE TL
Q22	1590001940	S.TRANSISTOR	DTC144EE TL
Q23	1590001870	S.TRANSISTOR	DTA114EE TL
Q24	1590001940	S.TRANSISTOR	DTC144EE TL
Q25	1590001940	S.TRANSISTOR	DTC144EE TL
D1	1160000140	S.DIODE	DAP222 TL
D2	1790000490	S.DIODE	HSM88AS-TR
D3	1790000490	S.DIODE	HSM88AS-TR
D4	1710000730	S.DIODE	MI809-T11
D6	1790000450	S.DIODE	MA862(TX)
D7	1750000450	S.DIODE	1SV265-TR
D11	1160000140	S.DIODE	DAP222 TL
D12	1790000700	DIODE	DSA3A1
D13	1790000700	DIODE	DSA3A1
D14	1710000730	S.DIODE	MI809-T11
D15	1710000730	S.DIODE	MI809-T11
D16	1750000270	S.DIODE	1SS301 (TE85R)
D17	1750000270	S.DIODE	1SS301 (TE85R)
D18	1750000520	S.DIODE	DAN222TL
L3	6140002220	COIL	LR-270 (TR6X3X2 3A9)
L4	6140003030	COIL	LR-321B
L5	6140003040	COIL	LR-322B
L9	6140002030	COIL	LR-230 (SK-10M-15Y 120)
L10	6110001570	COIL	LA-237
L11	6110002150	COIL	LA-385
L12	6110002070	COIL	LA-227
L13	6200004740	S.COIL	NL 252018T-1R2J
L14	6200004740	S.COIL	NL 252018T-1R2J
L16	6110002120	COIL	LA-228
L17	6110002070	COIL	LA-227
L18	6110002070	COIL	LA-227
L19	6110002070	COIL	LA-227
L20	6200004740	S.COIL	NL 252018T-1R2J
L22	6200004740	S.COIL	NL 252018T-1R2J
L25	6200002640	S.COIL	NL 252018T-R15J
L26	6200002650	S.COIL	NL 252018T-R18J
L27	6200004740	S.COIL	NL 252018T-1R2J
L29	6150002780	COIL	LS-295
L30	6150002780	COIL	LS-295
L31	6200004740	S.COIL	NL 252018T-1R2J
L33	6200004740	S.COIL	NL 252018T-1R2J
L35	6200002410	S.COIL	NL 252018T-056J
L37	6200003950	S.COIL	HF50ACC 322513-T
L40	6200002420	S.COIL	NL 252018T-068J
L41	6200003590	S.COIL	EXCCL3225U1
L42	6180000900	COIL	LAL 03NA 101K
L43	6140003060	COIL	LR-324
L44	6140003060	COIL	LR-324
L45	6140000610	COIL	LR-83
L46	6140003051	COIL	LR-323B
L48	6200002630	S.COIL	NL 252018T-R10J
L49	6200002430	S.COIL	NL 252018T-082J

S.=Surface mount

## [PA UNIT]

REF. NO.	ORDER NO.	DESCRIPTION	
L50	6910003570	COIL	2943-866663
L51	6910003570	COIL	2943-866663
L52	6200001830	S.COIL	NL 322522T-100J
L53	6200001830	S.COIL	NL 322522T-100J
L54	6200004740	S.COIL	NL 252018T-1R2J
L55	6140003070	COIL	LR-355
R1	7030003360	S.RESISTOR	ERJ3GEYJ 221 V (220 Ω)
R2	7030003420	S.RESISTOR	ERJ3GEYJ 681 V (680 Ω)
R3	7030003360	S.RESISTOR	ERJ3GEYJ 221 V (220 Ω)
R4	7030006120	S.RESISTOR	ERJ1WYJ4R7H (4.7 Ω)
R6	7310003170	TRIMMER	EVN-2ACA00 B53 (502)
R7	7030003460	S.RESISTOR	ERJ3GEYJ 152 V (1.5 kΩ)
R8	7030003480	S.RESISTOR	ERJ3GEYJ 222 V (2.2 kΩ)
R9	7030006220	S.RESISTOR	ERJ12YJ470H (47 Ω)
R16	7070000250	RESISTOR	CRH200 R-02J 4.7 Ω
R17	7030003510	S.RESISTOR	ERJ3GEYJ 392 V (3.9 kΩ)
R18	7030003440	S.RESISTOR	ERJ3GEYJ 102 V (1 kΩ)
R19	7030003510	S.RESISTOR	ERJ3GEYJ 392 V (3.9 kΩ)
R20	7030003440	S.RESISTOR	ERJ3GEYJ 102 V (1 kΩ)
R21	7030003400	S.RESISTOR	ERJ3GEYJ 471 V (470 Ω)
R24	7030003400	S.RESISTOR	ERJ3GEYJ 471 V (470 Ω)
R25	7030003330	S.RESISTOR	ERJ3GEYJ 121 V (120 Ω)
R26	7030003400	S.RESISTOR	ERJ3GEYJ 471 V (470 Ω)
R27	7030003400	S.RESISTOR	ERJ3GEYJ 471 V (470 Ω)
R28	7030003440	S.RESISTOR	ERJ3GEYJ 102 V (1 kΩ)
R30	7030003380	S.RESISTOR	ERJ3GEYJ 331 V (330 Ω)
R33	7030003500	S.RESISTOR	ERJ3GEYJ 332 V (3.3 kΩ)
R34	7030003500	S.RESISTOR	ERJ3GEYJ 332 V (3.3 kΩ)
R35	7100000640	RESISTOR	5 SI 0.012 Ω (J)
R36	7030003500	S.RESISTOR	ERJ3GEYJ 332 V (3.3 kΩ)
R37	7030003500	S.RESISTOR	ERJ3GEYJ 332 V (3.3 kΩ)
R38	7540000130	ABSORBER	2P-50A-301
R41	7030006080	S.RESISTOR	ERJ1WYJ220H (22 Ω)
R42	7030003440	S.RESISTOR	ERJ3GEYJ 102 V (1 kΩ)
R43	7030003470	S.RESISTOR	ERJ3GEYJ 182 V (1.8 kΩ)
R44	7030003480	S.RESISTOR	ERJ3GEYJ 222 V (2.2 kΩ)
R45	7030000240	S.RESISTOR	MCR10EZHJ 68 Ω (680)
R46	7030000240	S.RESISTOR	MCR10EZHJ 68 Ω (680)
R49	7030003530	S.RESISTOR	ERJ3GEYJ 562 V (5.6 kΩ)
R50	7070000540	RESISTOR	CRH200 R-02J 27 Ω
R51	7030003480	S.RESISTOR	ERJ3GEYJ 222 V (2.2 kΩ)
R52	7310003200	TRIMMER	EVN-2ACA00 B14 (103)
R53	7030003480	S.RESISTOR	ERJ3GEYJ 222 V (2.2 kΩ)
R54	7070000540	RESISTOR	CRH200 R-02J 27 Ω
R55	7030006080	S.RESISTOR	ERJ1WYJ220H (22 Ω)
R56	7030006080	S.RESISTOR	ERJ1WYJ220H (22 Ω)
R59	7310003200	TRIMMER	EVN-2ACA00 B14 (103)
R61	7030003560	S.RESISTOR	ERJ3GEYJ 103 V (10 kΩ)
R62	7030003560	S.RESISTOR	ERJ3GEYJ 103 V (10 kΩ)
R63	7030003370	S.RESISTOR	ERJ3GEYJ 271 V (270 Ω)
R64	7070000210	RESISTOR	CRH100X R-02J 47 Ω
R65	7030007360	S.RESISTOR	ERJ1WYJ470H (470 Ω)
R66	7030003350	S.RESISTOR	ERJ3GEYJ 181 V (180 Ω)
R67	7030003560	S.RESISTOR	ERJ3GEYJ 103 V (10 kΩ)
R68	7030003740	S.RESISTOR	ERJ3GEYJ 334 V (330 kΩ)
R69	7030003440	S.RESISTOR	ERJ3GEYJ 102 V (1 kΩ)
R70	7030003350	S.RESISTOR	ERJ3GEYJ 181 V (180 Ω)
R71	7030003260	S.RESISTOR	ERJ3GEYJ 330 V (33 Ω)
R72	7030003350	S.RESISTOR	ERJ3GEYJ 181 V (180 Ω)
R73	7030003380	S.RESISTOR	ERJ3GEYJ 331 V (330 Ω)
R74	7030003220	S.RESISTOR	ERJ3GEYJ 150 V (15 Ω)
R75	7030003380	S.RESISTOR	ERJ3GEYJ 331 V (330 Ω)
R76	7010003280	RESISTOR	ELR20J 100 Ω
R77	7030000080	S.RESISTOR	MCR10EZHJ 3.3 Ω (3R3)
R78	7070000270	RESISTOR	CRH100X R-02J 100 Ω
C1	4030010070	S.CERAMIC	C1608 X7S 1C 104K-T-A
C3	4030010070	S.CERAMIC	C1608 X7S 1C 104K-T-A
C4	4030010070	S.CERAMIC	C1608 X7S 1C 104K-T-A
C7	4030010070	S.CERAMIC	C1608 X7S 1C 104K-T-A
C12	4030011260	S.CERAMIC	GRM42-6 W5R 102K 500PT
C14	4030001420	S.CERAMIC	GR44 Y5V 684Z
C15	4030011260	S.CERAMIC	GRM42-6 W5R 102K 500PT

## [PA UNIT]

REF. NO.	ORDER NO.	DESCRIPTION	
C20	4010007600	CERAMIC	HM17SJ YB 103K 500V
C21	4030011260	S.CERAMIC	GRM42-6 W5R 102K 500PT
C26	4030011140	S.CERAMIC	GRM42-6 CH 120J 500PT
C27	4030011180	S.CERAMIC	GRM42-6 CH 220J 500PT
C28	4030011180	S.CERAMIC	GRM42-6 CH 220J 500PT
C29	4030011260	S.CERAMIC	GRM42-6 W5R 102K 500PT
C31	4030006860	S.CERAMIC	C1608 JB 1H 102K-T-A
C32	4030011260	S.CERAMIC	GRM42-6 W5R 102K 500PT
C35	4030011040	S.CERAMIC	GRM42-6 CK 020C 500PT
C36	4030011180	S.CERAMIC	GRM42-6 CH 220J 500PT
C37	4030011080	S.CERAMIC	GRM42-6 CH 060D 500PT
C38	4030011210	S.CERAMIC	GRM42-6 CH 330J 500PT
C39	4030011170	S.CERAMIC	GRM42-6 CH 180J 500PT
C40	4030011170	S.CERAMIC	GRM42-6 CH 180J 500PT
C41	4030007080	S.CERAMIC	C1608 CH 1H 390J-T-A
C42	4030007040	S.CERAMIC	C1608 CH 1H 180J-T-A
C43	4030006860	S.CERAMIC	C1608 JB 1H 102K-T-A
C44	4030006860	S.CERAMIC	C1608 JB 1H 102K-T-A
C45	4030007020	S.CERAMIC	C1608 CH 1H 120J-T-A
C46	4030010070	S.CERAMIC	C1608 X7S 1C 104K-T-A
C47	4030009470	S.CERAMIC	C1608 JB 1H 102K-T-A
C48	4030010070	S.CERAMIC	C1608 X7S 1C 104K-T-A
C49	4030007020	S.CERAMIC	C1608 CH 1H 120J-T-A
C50	4030006860	S.CERAMIC	C1608 JB 1H 102K-T-A
C51	4030006860	S.CERAMIC	C1608 JB 1H 102K-T-A
C52	4030007040	S.CERAMIC	C1608 CH 1H 180J-T-A
C53	4030009990	S.CERAMIC	C1608 CH 1H 200J-T-A
C54	4030007170	S.CERAMIC	C1608 CH 1H 221J-T-A
C55	4030007050	S.CERAMIC	C1608 CH 1H 220J-T-A
C56	4030007120	S.CERAMIC	C1608 CH 1H 820J-T-A
C57	4030007080	S.CERAMIC	C1608 CH 1H 270J-T-A
C58	4030006860	S.CERAMIC	C1608 JB 1H 102K-T-A
C59	4030006860	S.CERAMIC	C1608 JB 1H 102K-T-A
C60	4030006860	S.CERAMIC	C1608 JB 1H 102K-T-A
C61	4030006860	S.CERAMIC	C1608 JB 1H 102K-T-A
C63	4030006860	S.CERAMIC	C1608 JB 1H 102K-T-A
C64	4030007050	S.CERAMIC	C1608 CH 1H 220J-T-A
C65	4030007050	S.CERAMIC	C1608 CH 1H 220J-T-A
C66	4030006860	S.CERAMIC	C1608 JB 1H 102K-T-A
C67	4030006860	S.CERAMIC	C1608 JB 1H 472K-T-A
C68	4030010070	S.CERAMIC	C1608 X7S 1C 104K-T-A
C69	4030006860	S.CERAMIC	C1608 JB 1H 472K-T-A
C70	4030010070	S.CERAMIC	C1608 X7S 1C 104K-T-A
C71	4030010070	S.CERAMIC	C1608 X7S 1C 104K-T-A
C72	4030010070	S.CERAMIC	C1608 X7S 1C 104K-T-A
C73	4030010070	S.CERAMIC	C1608 X7S 1C 104K-T-A
C75	4030010070	S.CERAMIC	C1608 X7S 1C 104K-T-A
C76	4030010070	S.CERAMIC	C1608 X7S 1C 104K-T-A
C77	4030010070	S.CERAMIC	C1608 X7S 1C 104K-T-A
C78	4030010070	S.CERAMIC	C1608 X7S 1C 104K-T-A
C79	4030010070	S.CERAMIC	C1608 X7S 1C 104K-T-A
C80	4030010070	S.CERAMIC	C1608 X7S 1C 104K-T-A
C81	4030010070	S.CERAMIC	C1608 X7S 1C 104K-T-A
C82	4510004600	ELECTROLITIC	18 MV 1000 HC
C83	4030008920	S.CERAMIC	C1608 JB 1C 473K-T-A
C84	4030006860	S.CERAMIC	C1608 JB 1H 472K-T-A
C89	4030010070	S.CERAMIC	C1608 X7S 1C 104K-T-A
C90	4030010070	S.CERAMIC	C1608 X7S 1C 104K-T-A
C91	4510004590	ELECTROLITIC	16 MV 470 HC
C92	4510004590	ELECTROLITIC	18 MV 470 HC
C93	4030008920	S.CERAMIC	C1608 JB 1C 473K-T-A
C94	4030006860	S.CERAMIC	C1608 JB 1H 472K-T-A
C95	4030010070	S.CERAMIC	C1608 X7S 1C 104K-T-A
C98	4030006860	S.CERAMIC	C1608 JB 1H 102K-T-A
C99	4030010070	S.CERAMIC	C1608 X7S 1C 104K-T-A
C105	4030006860	S.CERAMIC	C1608 JB 1H 102K-T-A
C106	4030006860	S.CERAMIC	C1608 JB 1H 102K-T-A
C109	4510005350	ELECTROLITIC	25 MV 220 HC
C110	4030006860	S.CERAMIC	C1608 JB 1H 102K-T-A
C111	4030006860	S.CERAMIC	C1608 JB 1H 102K-T-A
C112	4030006860	S.CERAMIC	C1608 JB 1H 102K-T-A
C113	4030006860	S.CERAMIC	C1608 JB 1H 102K-T-A
C115	4030010070	S.CERAMIC	C1608 X7S 1C 104K-T-A
C116	4030006860	S.CERAMIC	C1608 JB 1H 102K-T-A
C117	4030001370	S.CERAMIC	GR44 CH 682K
C118	4030001370	S.CERAMIC	GR44 CH 682K

S.=Surface mount

[PA UNIT]

REF. NO.	ORDER NO.	DESCRIPTION	
C119	4030001370	S.CERAMIC	GR44 CH 682K
C120	4030001370	S.CERAMIC	GR44 CH 682K
C126	4030010070	S.CERAMIC	C1608 X7S 1C 104K-T-A
C127	4030010070	S.CERAMIC	C1608 X7S 1C 104K-T-A
C128	4030010070	S.CERAMIC	C1608 X7S 1C 104K-T-A
C130	4030006880	S.CERAMIC	C1608 JB 1H 472K-T-A
C131	4030006880	S.CERAMIC	C1608 JB 1H 472K-T-A
C134	4030006880	S.CERAMIC	C1608 JB 1H 102K-T-A
C136	4030006880	S.CERAMIC	C1608 JB 1H 102K-T-A
C137	4030006880	S.CERAMIC	C1608 JB 1H 102K-T-A
C138	4320001080	S.MICA	UC342H 3900J
C139	4320001080	S.MICA	UC342H 3900J
C141	4030010070	S.CERAMIC	C1608 X7S 1C 104K-T-A
C142	4030010070	S.CERAMIC	C1608 X7S 1C 104K-T-A
C143	4030010070	S.CERAMIC	C1608 X7S 1C 104K-T-A
C144	4030010070	S.CERAMIC	C1608 X7S 1C 104K-T-A
C145	4030010070	S.CERAMIC	C1608 X7S 1C 104K-T-A
C146	4030010070	S.CERAMIC	C1608 X7S 1C 104K-T-A
C148	4030010070	S.CERAMIC	C1608 X7S 1C 104K-T-A
C149	4030010070	S.CERAMIC	C1608 X7S 1C 104K-T-A
C150	4030006880	S.CERAMIC	C1608 JB 1H 472K-T-A
C151	4030009850	S.CERAMIC	C1608 CH 1H 240J-T-A
C152	4030009990	S.CERAMIC	C1608 CH 1H 200J-T-A
C153	4030007020	S.CERAMIC	C1608 CH 1H 120J-T-A
C154	4030009990	S.CERAMIC	C1608 CH 1H 200J-T-A
C155	4320001070	S.MICA	UC342H 3300J-T
C157	4030010760	S.CERAMIC	C1608 CH 1H 331J-T-A
C158	4030010070	S.CERAMIC	C1608 X7S 1C 104K-T-A
C159	4510004590	ELECTROLITIC	16 MV 470 HC
C160	4030006880	S.CERAMIC	C1608 JB 1H 102K-T-A
C161	4030010070	S.CERAMIC	C1608 X7S 1C 104K-T-A
C162	4030010070	S.CERAMIC	C1608 X7S 1C 104K-T-A
C163	4030006880	S.CERAMIC	C1608 JB 1H 102K-T-A
C164	4030006880	S.CERAMIC	C1608 JB 1H 472K-T-A
C165	4030006880	S.CERAMIC	C1608 JB 1H 472K-T-A
C166	4030010070	S.CERAMIC	C1608 X7S 1C 104K-T-A
C167	4030001420	S.CERAMIC	GR44 Y5V 684Z
C170	4010005740	CERAMIC	HM60SJ SL 580J 500V
C171	4010005860	CERAMIC	HM95SJ SL 201J 500V
C172	4010005860	CERAMIC	HM95SJ SL 201J 500V
RL1	6330001300	RELAY	UM1-12W-K
RL2	6330001080	RELAY	APQ 3311
F1	5210000130	FUSE	FGB 4A
F2	5220000020	HOLDER	S-N5051
F3	5220000020	HOLDER	S-N5051
J1	6510003250	CONNECTOR	TMP-J01X-A2
J3	6510003400	CONNECTOR	B04B-EH-S
J8	6450000140	CONNECTOR	HSJ0807-01-010
J13	6510003250	CONNECTOR	TMP-J01X-A2
J14	6510018960	S.CONNECTOR	B2B-PH-SM3-TB
J15	6510003080	CONNECTOR	RT01T-1.0B
W32	9045201001	WIRE	74/98/040/X98/X98
W35	9045201001	WIRE	74/98/040/X98/X98
WS1	8970022130	CABLE	1691 J-BOARD SET (1)/PA
WS2	8600034632	CABLE	1691 J10PA-2
WS3	8600034470	CABLE	1691 P04*J02*04PA
WS4	8600034650	CABLE	1691 P05*J05PA
WS5	8970022141	CABLE	1691 1.5D COAXIAL-1 (2)/PA
WS6	8600034490	CABLE	1691 P07*J07PA
WS7	8600034700	CABLE	1691 P03*J06PA
EP1	0910045887	PCB	B 4562G
EP2	6910000610	BEAD	FSOH050RN01
EP6	6910000630	BEAD	FSOH070RN

[FILTER UNIT]

REF. NO.	ORDER NO.	DESCRIPTION	
IC1	1110002700	S.IC	NJM2904M-T1
Q1	1530002060	S.TRANSISTOR	2SC4081 T107 R
Q2	1590000680	S.TRANSISTOR	DTC114EU T107
Q3	1590000680	S.TRANSISTOR	DTC114EU T107
Q4	1590000680	S.TRANSISTOR	DTC114EU T107
Q5	1590000680	S.TRANSISTOR	DTC114EU T107
Q6	1590000680	S.TRANSISTOR	DTC114EU T107
Q7	1590000680	S.TRANSISTOR	DTC114EU T107
Q8	1530002060	S.TRANSISTOR	2SC4081 T107 R
Q9	1530003090	S.TRANSISTOR	2SC4213-B (TE85R)
D1	1160000140	S.DIODE	DAP222 TL
D2	1160000140	S.DIODE	DAP222 TL
D3	1160000140	S.DIODE	DAP222 TL
D4	1160000140	S.DIODE	DAP222 TL
D5	1160000140	S.DIODE	DAP222 TL
D6	1160000140	S.DIODE	DAP222 TL
D7	1160000140	S.DIODE	DAP222 TL
D8	1160000140	S.DIODE	DAP222 TL
D9	1790000490	S.DIODE	HSM88AS-TR
D10	1790000490	S.DIODE	HSM88AS-TR
D11	1160000140	S.DIODE	DAP222 TL
D12	1160000140	S.DIODE	DAP222 TL
D13	1160000140	S.DIODE	DAP222 TL
D14	1160000140	S.DIODE	DAP222 TL
D15	1160000140	S.DIODE	DAP222 TL
D16	1160000140	S.DIODE	DAP222 TL
D17	1160000140	S.DIODE	DAP222 TL
D18	1160000140	S.DIODE	DAP222 TL
D19	1160000140	S.DIODE	DAP222 TL
D20	1160000140	S.DIODE	DAP222 TL
D21	1160000140	S.DIODE	DAP222 TL
D22	1160000140	S.DIODE	DAP222 TL
L1	6110001560	COIL	LA-236
L2	6110001630	COIL	LA-246
L3	6180000900	COIL	LAL 03NA 101K
L4	6180000900	COIL	LAL 03NA 101K
L5	6110002230	COIL	LA-215
L6	6110002230	COIL	LA-215
L7	6110002220	COIL	LA-214
L8	6180000900	COIL	LAL 03NA 101K
L9	6200003260	S.COIL	NL 322522T-101J
L10	6140001800	COIL	LR-216 (T50-2)
L11	6140001800	COIL	LR-216 (T50-2)
L12	6200003260	S.COIL	NL 322522T-101J
L13	6200003260	S.COIL	NL 322522T-101J
L14	6110002900	COIL	LA-479
L15	6110002890	COIL	LA-478
L16	6200003260	S.COIL	NL 322522T-101J
L17	6200003260	S.COIL	NL 322522T-101J
L18	6140002580	COIL	LR-293 (T50-10)
L19	6140002580	COIL	LR-293 (T50-10)
L20	6200003260	S.COIL	NL 322522T-101J
L21	6200003260	S.COIL	NL 322522T-101J
L22	6110002920	COIL	LA-481
L23	6110002910	COIL	LA-480
L24	6200003260	S.COIL	NL 322522T-101J
L25	6200003260	S.COIL	NL 322522T-101J
L26	6140001780	COIL	LR-214 (T50-2)
L27	6140001790	COIL	LR-215 (T50-2)
L28	6200003260	S.COIL	NL 322522T-101J
L29	6200003260	S.COIL	NL 322522T-101J
L30	6140002570	COIL	LR-294 (T50-2)
L31	6140002580	COIL	LR-295 (T50-2)
L32	6200003260	S.COIL	NL 322522T-101J
L33	6140002600	COIL	LR-297 (TR10X5X5 3A8)
L34	6200003260	S.COIL	NL 322522T-101J
L35	2040000490	COIL	EXC-ELDR25C
L36	6200003260	S.COIL	NL 322522T-101J
L37	6200003260	S.COIL	NL 322522T-101J
L39	2040000490	COIL	EXC-ELDR25C

S.=Surface mount

[FILTER UNIT]

REF. NO.	ORDER NO.	DESCRIPTION	
L41	2040000490	COIL	EXC-ELDR25C
L42	2040000490	COIL	EXC-ELDR25C
L43	2040000490	COIL	EXC-ELDR25C
L44	6200003260	S.COIL	NL 322522T-101J
L45	6200003260	S.COIL	NL 322522T-101J
L46	6200003260	S.COIL	NL 322522T-101J
L47	6200003260	S.COIL	NL 322522T-101J
L48	6200003260	S.COIL	NL 322522T-101J
L49	6200003260	S.COIL	NL 322522T-101J
L50	6140002560	COIL	LR-293 (T50-10)
L51	2040000490	COIL	EXC-ELDR25C
L54	6200003260	S.COIL	NL 322522T-101J
L55	6200003260	S.COIL	NL 322522T-101J
L56	6200001830	S.COIL	NL 322522T-100J
L57	6200003260	S.COIL	NL 322522T-101J
L58	2040000490	COIL	EXC-ELDR25C
L59	2040000490	COIL	EXC-ELDR25C
L60	6200003260	S.COIL	NL 322522T-101J
R2	7030007190	S.RESISTOR	ERJ12YJ220H (22 Ω)
R3	7030003560	S.RESISTOR	ERJ3GEYJ 103 V (10 kΩ)
R4	7030003560	S.RESISTOR	ERJ3GEYJ 103 V (10 kΩ)
R5	7030003440	S.RESISTOR	ERJ3GEYJ 102 V (1 kΩ)
R6	7030003640	S.RESISTOR	ERJ3GEYJ 473 V (47 kΩ)
R7	7030003680	S.RESISTOR	ERJ3GEYJ 104 V (100 kΩ)
R8	7540000130	ABSORBER	2P-50A-301
R9	7030003320	S.RESISTOR	ERJ3GEYJ 101 V (100 Ω)
R10	7030003320	S.RESISTOR	ERJ3GEYJ 101 V (100 Ω)
R11	7010004030	RESISTOR	R20J 47 Ω
R13	7030003560	S.RESISTOR	ERJ3GEYJ 103 V (10 kΩ)
R14	7030003500	S.RESISTOR	ERJ3GEYJ 332 V (3.3 kΩ)
R15	7030003440	S.RESISTOR	ERJ3GEYJ 102 V (1 kΩ)
R16	7030003320	S.RESISTOR	ERJ3GEYJ 101 V (100 Ω)
R17	7030003440	S.RESISTOR	ERJ3GEYJ 102 V (1 kΩ)
R18	7030003320	S.RESISTOR	ERJ3GEYJ 101 V (100 Ω)
R26	7030003560	S.RESISTOR	ERJ3GEYJ 103 V (10 kΩ)
R27	7030003440	S.RESISTOR	ERJ3GEYJ 102 V (1 kΩ)
R28	7030003440	S.RESISTOR	ERJ3GEYJ 102 V (1 kΩ)
R32	7030003480	S.RESISTOR	ERJ3GEYJ 222 V (2.2 kΩ)
C1	4030007070	S.CERAMIC	C1608 CH 1H 330J-T-A
C2	4030011540	S.CERAMIC	C1608 CH 1H 750J-T-A
C3	4030007120	S.CERAMIC	C1608 CH 1H 820J-T-A
C4	4030007030	S.CERAMIC	C1608 CH 1H 150J-T-A
C5	4030007090	S.CERAMIC	C1608 CH 1H 470J-T-A
C6	4030006880	S.CERAMIC	C1608 JB 1H 472K-T-A
C7	4030006880	S.CERAMIC	C1608 JB 1H 472K-T-A
C8	4010005730	CERAMIC	HM60SJ SL 470J 500V
C9	4010005570	CERAMIC	HM60SJ SL 060D 500V
C10	4010005780	CERAMIC	HM60SJ SL 101J 500V
C11	4010005630	CERAMIC	HM60SJ SL 150J 500V
C12	4010005770	CERAMIC	HM60SJ SL 820J 500V
C13	4010005680	CERAMIC	HM60SJ SL 270J 500V
C14	4010005700	CERAMIC	HM60SJ SL 330J 500V
C15	4030006880	S.CERAMIC	C1608 JB 1H 472K-T-A
C16	4030006880	S.CERAMIC	C1608 JB 1H 472K-T-A
C17	4010005360	CERAMIC	HM11SJ SL 301J 500V
C18	4010005780	CERAMIC	HM60SJ SL 101J 500V
C19	4010007590	CERAMIC	HM15SJ SL 681J 500V
C20	4010005700	CERAMIC	HM60SJ SL 330J 500V
C21	4010005930	CERAMIC	HM11SJ SL 391J 500V
C22	4030006880	S.CERAMIC	C1608 JB 1H 472K-T-A
C23	4030006880	S.CERAMIC	C1608 JB 1H 472K-T-A
C24	4010005700	CERAMIC	HM60SJ SL 330J 500V
C25	4010005620	CERAMIC	HM60SJ SL 120J 500V
C26	4010005820	CERAMIC	HM74SJ SL 121J 500V
C27	4010005720	CERAMIC	HM60SJ SL 390J 500V
C28	4010005740	CERAMIC	HM60SJ SL 560J 500V
C29	4030006880	S.CERAMIC	C1608 JB 1H 472K-T-A
C30	4030006880	S.CERAMIC	C1608 JB 1H 472K-T-A
C31	4010007610	CERAMIC	HM95SJ SL 241J 500V
C32	4010005780	CERAMIC	HM60SJ SL 101J 500V
C33	4010005880	CERAMIC	HM95SJ SL 271J 500V
C34	4010005720	CERAMIC	HM60SJ SL 390J 500V

[FILTER UNIT]

REF. NO.	ORDER NO.	DESCRIPTION	
C35	4010005770	CERAMIC	HM60SJ SL 820J 500V
C36	4030006880	S.CERAMIC	C1608 JB 1H 472K-T-A
C37	4030006880	S.CERAMIC	C1608 JB 1H 472K-T-A
C38	4010005780	CERAMIC	HM60SJ SL 101J 500V
C39	4010005640	CERAMIC	HM60SJ SL 180J 500V
C40	4010005870	CERAMIC	HM95SJ SL 221J 500V
C41	4010005720	CERAMIC	HM60SJ SL 561J 500V
C42	4010005830	CERAMIC	HM74SJ SL 151J 500V
C43	4030006880	S.CERAMIC	C1608 JB 1H 472K-T-A
C44	4030006880	S.CERAMIC	C1608 JB 1H 472K-T-A
C45	4010007490	CERAMIC	HM15SJ SL 561J 500V
C46	4010005870	CERAMIC	HM95SJ SL 221J 500V
C47	4010007590	CERAMIC	HM15SJ SL 681J 500V
C48	4010005750	CERAMIC	HM60SJ SL 680J 500V
C49	4010007490	CERAMIC	HM15SJ SL 561J 500V
C50	4030006880	S.CERAMIC	C1608 JB 1H 472K-T-A
C51	4030006880	S.CERAMIC	C1608 JB 1H 472K-T-A
C52	4010007500	CERAMIC	HM15SJ SL 751J 500V
C53	4010006410	CERAMIC	HM13SJ SL 471J 500V
C54	4010007500	CERAMIC	HM15SJ SL 751J 500V
C55	4010005820	CERAMIC	HM74SJ SL 121J 500V
C56	4010007500	CERAMIC	HM15SJ SL 751J 500V
C57	4030006880	S.CERAMIC	C1608 JB 1H 472K-T-A
C58	4610002050	S.TRIMMER	ECR-JC010 A12W
C59	4030007160	S.CERAMIC	C1608 CH 1H 181J-T-A
C62	4030006830	S.CERAMIC	C1608 SL 1H 331J-T-A
C63	4030006830	S.CERAMIC	C1608 SL 1H 331J-T-A
C64	4030007090	S.CERAMIC	C1608 CH 1H 470J-T-A
C65	4030006850	S.CERAMIC	C1608 JB 1H 471K-T-A
C66	4030006850	S.CERAMIC	C1608 JB 1H 471K-T-A
C67	4030006850	S.CERAMIC	C1608 JB 1H 471K-T-A
C69	4030006880	S.CERAMIC	C1608 JB 1H 472K-T-A
C70	4030006880	S.CERAMIC	C1608 JB 1H 472K-T-A
C71	4030006880	S.CERAMIC	C1608 JB 1H 472K-T-A
C72	4030006880	S.CERAMIC	C1608 JB 1H 472K-T-A
C73	4030006880	S.CERAMIC	C1608 JB 1H 472K-T-A
C74	4030006880	S.CERAMIC	C1608 JB 1H 472K-T-A
C75	4030006880	S.CERAMIC	C1608 JB 1H 472K-T-A
C76	4030006880	S.CERAMIC	C1608 JB 1H 472K-T-A
C78	4010005850	CERAMIC	HM65SJ SL 181J 500V
C79	4010005860	CERAMIC	HM95SJ SL 201J 500V
C80	4010005390	CERAMIC	HM15SJ SL 621J 500V
C81	4010006410	CERAMIC	HM13SJ SL 471J 500V
C82	4010007500	CERAMIC	HM15SJ SL 751J 500V
C84	4010007490	CERAMIC	HM15SJ SL 561J 500V
C86	4010005700	CERAMIC	HM60SJ SL 330J 500V
C87	4030006880	S.CERAMIC	C1608 JB 1H 472K-T-A
C88	4030006880	S.CERAMIC	C1608 JB 1H 472K-T-A
C89	4030006880	S.CERAMIC	C1608 JB 1H 472K-T-A
C90	4030006880	S.CERAMIC	C1608 JB 1H 472K-T-A
C91	4030006880	S.CERAMIC	C1608 JB 1H 472K-T-A
C92	4030006880	S.CERAMIC	C1608 JB 1H 472K-T-A
C93	4030006880	S.CERAMIC	C1608 JB 1H 472K-T-A
C94	4030006880	S.CERAMIC	C1608 JB 1H 472K-T-A
C95	4030006880	S.CERAMIC	C1608 JB 1H 472K-T-A
C96	4030006880	S.CERAMIC	C1608 JB 1H 472K-T-A
C97	4030006880	S.CERAMIC	C1608 JB 1H 472K-T-A
C98	4030006880	S.CERAMIC	C1608 JB 1H 472K-T-A
C99	4030006880	S.CERAMIC	C1608 JB 1H 472K-T-A
C100	4030006880	S.CERAMIC	C1608 JB 1H 472K-T-A
C101	4030006880	S.CERAMIC	C1608 JB 1H 102K-T-A
C102	4030006880	S.CERAMIC	C1608 JB 1H 472K-T-A
C103	4030006880	S.CERAMIC	C1608 JB 1H 472K-T-A
C104	4030006880	S.CERAMIC	C1608 JB 1H 472K-T-A
C105	4030006880	S.CERAMIC	C1608 JB 1H 472K-T-A
C110	4030006880	S.CERAMIC	C1608 JB 1H 472K-T-A
C111	4030006880	S.CERAMIC	C1608 JB 1H 472K-T-A
C112	4030006880	S.CERAMIC	C1608 JB 1H 472K-T-A
C113	4030006880	S.CERAMIC	C1608 JB 1H 472K-T-A
C114	4030006880	S.CERAMIC	C1608 JB 1H 472K-T-A
C115	4030006880	S.CERAMIC	C1608 JB 1H 472K-T-A
C116	4030006880	S.CERAMIC	C1608 JB 1H 472K-T-A
C117	4030006880	S.CERAMIC	C1608 JB 1H 472K-T-A
C118	4030006880	S.CERAMIC	C1608 JB 1H 472K-T-A
C119	4030006880	S.CERAMIC	C1608 JB 1H 472K-T-A
C120	4030006880	S.CERAMIC	C1608 JB 1H 472K-T-A

S.=Surface mount

[FILTER UNIT]

REF. NO.	ORDER NO.	DESCRIPTION	
C121	4030008880	S.CERAMIC	C1808 JB 1H 472K-T-A
C122	4030008880	S.CERAMIC	C1808 JB 1H 472K-T-A
C123	4030009110	S.CERAMIC	C3216 JB 1C 474K-T-A
C124	4030010070	S.CERAMIC	C1808 X7S 1C 104K-T-A
C125	4030010070	S.CERAMIC	C1808 X7S 1C 104K-T-A
C126	4030010070	S.CERAMIC	C1808 X7S 1C 104K-T-A
C127	4030010070	S.CERAMIC	C1808 X7S 1C 104K-T-A
C128	4030008880	S.CERAMIC	C1808 JB 1H 472K-T-A
C131	4010005370	CERAMIC	HM11SJ SL 331J 500V
C132	4010005590	CERAMIC	HM60SJ SL 080D 500V
C133	4030010070	S.CERAMIC	C1808 X7S 1C 104K-T-A
C134	4010005820	CERAMIC	HM74SJ SL 121J 500V
C135	4010005820	CERAMIC	HM74SJ SL 121J 500V
C136	4030001420	S.CERAMIC	GR44 Y5V 684Z
C137	4010005730	CERAMIC	HM60SJ SL 470J 500V
C138	4010005730	CERAMIC	HM60SJ SL 470J 500V
RL1	6330000720	RELAY	DS1-M-DC12V (AG2013)
RL2	6330000720	RELAY	DS1-M-DC12V (AG2013)
RL3	6330000720	RELAY	DS1-M-DC12V (AG2013)
RL4	6330001320	RELAY	AHY103
RL5	6330001320	RELAY	AHY103
RL6	6330001320	RELAY	AHY103
RL7	6330001320	RELAY	AHY103
RL8	6330001320	RELAY	AHY103
RL9	6330001320	RELAY	AHY103
RL10	6330001320	RELAY	AHY103
RL11	6330001320	RELAY	AHY103
RL12	6330001320	RELAY	AHY103
RL13	6330001320	RELAY	AHY103
RL14	6330001320	RELAY	AHY103
RL15	6330001320	RELAY	AHY103
J4	6450001490	CONNECTOR	HLJ7001-01-3010
J5	6450001640	CONNECTOR	TCS5044-01-4111
J7	6450001650	CONNECTOR	HSJ0836-01-500
J8	6450001660	CONNECTOR	EX345GLB
J9	6510019160	S.CONNECTOR	52810-2090
J11	6510016170	CONNECTOR	52018-8835
J12	6510019140	S.CONNECTOR	52810-1090
J13	6510003250	CONNECTOR	TMP-J01X-A2
W1	7120000010	JUMPER	JPW 02A
W8	7030003860	S.JUMPER	ERJ3GE JPW V
W9	7030003860	S.JUMPER	ERJ3GE JPW V
W10	7030003860	S.JUMPER	ERJ3GE JPW V
W11	7030003860	S.JUMPER	ERJ3GE JPW V
W12	7030003860	S.JUMPER	ERJ3GE JPW V
W13	7030003860	S.JUMPER	ERJ3GE JPW V
W14	7030003860	S.JUMPER	ERJ3GE JPW V
W15	7030003860	S.JUMPER	ERJ3GE JPW V
W16	7030003860	S.JUMPER	ERJ3GE JPW V
W17	7030003860	S.JUMPER	ERJ3GE JPW V
WS1	8970022150	CABLE	1691 1.5D COAXIAL (2)/FI
WS2	8600034510	CABLE	1691 P03-J10FI
EP1	0910045636	PCB	B 4563F

[FRONT PARTS]

REF. NO.	ORDER NO.	DESCRIPTION	
S1	2250000290	ENCODER	SW-159 (EC24B50B)
W1	8900006040	CABLE	OPC-593 (N:13 L:50)
W2	8900006250	CABLE	OPC-610

[CHASSIS PARTS]

REF. NO.	ORDER NO.	DESCRIPTION	
MF1	2710000580	FAN	FBA06T12HF
J3	6510000370	CONNECTOR	MR-DS
J4	6510000370	CONNECTOR	MR-DS
W1	8900006050	CABLE	OPC-584 (N:30 L:100)
W2	8900006060	CABLE	OPC-595 (N:20 L:150)
W3	8900006150	CABLE	OPC-602 (N:10 L:150)
WS1	8600034603	CABLE	1691 P03CH-3
WS2	8600034440	CABLE	1691 P01-J02CH
WS3	8970022084	CABLE	1691 1.5D COAXIAL-4
(2)/CH			
SP1	2510000670	SPEAKER	VS-50-0827
EP1	8930021010	PLUG	DOMED PLUG DP-500
EP2	0910045921	FPC	B 4598A
EP8	9016910500	TUBE	

S.=Surface mount

## 5-2 AT-180

### [TUNER UNIT]

REF. NO.	ORDER NO.	DESCRIPTION	
IC1	1120000970	IC	M54582P
IC2	1120000970	IC	M54582P
L1	8110003010	COIL	LA-488
L2	8110003020	COIL	LA-489
L3	8110003020	COIL	LA-489
L4	8110003030	COIL	LA-490
L5	8110003020	COIL	LA-489
L6	8110003030	COIL	LA-490
L7	8140002700	COIL	LR-307 (T130-2)
L8	8140002690	COIL	LR-308 (T88-6)
L9	8140002690	COIL	LR-308 (T88-6)
L10	8140002690	COIL	LR-308 (T88-6)
L11	8140002690	COIL	LR-308 (T88-6)
L13	2040000490	COIL	EXC-ELDR25C
R1	7410000170	ARRAY	RMX- 8 102K
R2	7410000170	ARRAY	RMX- 8 102K
C1	4620000110	VARIABLE	UV35 150P
C2	4010004260	CERAMIC	DE0907 SL 820J 3KV
C3	4010004280	CERAMIC	DE1207 SL 151J 3KV
C4	4010004250	CERAMIC	DE1007 SL 101J 3KV
C5	4620000110	VARIABLE	UV35 150P
C6	4010004250	CERAMIC	DE1007 SL 101J 3KV
C7	4010004280	CERAMIC	DE1207 SL 151J 3KV
C8	4010004250	CERAMIC	DE1007 SL 101J 3KV
C9	4040000150	BARRIERLAYR	UAT 05X 472K
C10	4040000150	BARRIERLAYR	UAT 05X 472K
C11	4040000150	BARRIERLAYR	UAT 05X 472K
C12	4040000150	BARRIERLAYR	UAT 05X 472K
C13	4040000150	BARRIERLAYR	UAT 05X 472K
C14	4040000150	BARRIERLAYR	UAT 05X 472K
C15	4040000150	BARRIERLAYR	UAT 05X 472K
C16	4040000150	BARRIERLAYR	UAT 05X 472K
C17	4040000150	BARRIERLAYR	UAT 05X 472K
C18	4040000150	BARRIERLAYR	UAT 05X 472K
C19	4040000150	BARRIERLAYR	UAT 05X 472K
C20	4040000150	BARRIERLAYR	UAT 05X 472K
C21	4040000150	BARRIERLAYR	UAT 05X 472K
C22	4010000520	CERAMIC	DD107-601 B 472K 50V
C23	4040000150	BARRIERLAYR	UAT 05X 472K
C24	4010004250	CERAMIC	DE1007 SL 101J 3KV
C25	4530000250	ARRAY	B8XC0112-32N
C26	4530000250	ARRAY	B8XC0112-32N
C27	4010005070	CERAMIC	DE0707 SL 390J 3KV
C28	4010005070	CERAMIC	DE0707 SL 390J 3KV
C29	4010004250	CERAMIC	DE1007 SL 101J 3KV
C30	4010000500	CERAMIC	DD104 B 102K 50V
RL1	8330001110	RELAY	NY-12W-K
RL2	8330001110	RELAY	NY-12W-K
RL3	8330001110	RELAY	NY-12W-K
RL4	8330001110	RELAY	NY-12W-K
RL5	8330001110	RELAY	NY-12W-K
RL6	8330001110	RELAY	NY-12W-K
RL7	8330001110	RELAY	NY-12W-K
RL8	8330001110	RELAY	NY-12W-K
RL9	8330001110	RELAY	NY-12W-K
RL10	8330001110	RELAY	NY-12W-K
RL11	8330001110	RELAY	NY-12W-K
RL12	8330001110	RELAY	NY-12W-K
RL13	8330001110	RELAY	NY-12W-K
RL14	8330001110	RELAY	NY-12W-K
RL15	8330001110	RELAY	NY-12W-K
J5	6510003100	CONNECTOR	RT01T-1.3B
J6	6510003100	CONNECTOR	RT01T-1.3B

### [TUNER UNIT]

REF. NO.	ORDER NO.	DESCRIPTION	
WS1	8970022230	CABLE	1732 1.5D Coaxial (2)/TU
WS2	8600034870	CABLE	1732 P01 *J01TU
WS3	8600034880	CABLE	1732 P02 *J02TU
EP1	0910046761	PCB	B 4739A
MP1	8930030100	ANGLE	1414 ANGLE
MP2	8810003160	SCREW	Set screw A M3 X 6 [2 pcs]
MP3	8810003160	SCREW	Set screw A M3 X 6 [4 pcs]

### [CTRL UNIT]

REF. NO.	ORDER NO.	DESCRIPTION	
IC1	1110000980	S.IC	NJM4558M(T1)
IC2	1110001850	IC	MC10116 L
IC3	1110001860	IC	MC10125 L
IC4	1120002251	S.IC	TC74ACT32F(TP1)
IC5	1120002241	S.IC	TC74AC112F(TP1)
IC6	1110000980	S.IC	NJM4558M(T1)
IC7	1180001070	S.IC	TA7805F(TE16L)
IC8	1180001140	S.IC	S-8437AF-ZA-T1
IC9	1180000110	S.IC	TD82164AF(TP1)
IC10	1180000110	S.IC	TD82164AF(TP1)
IC11	1140003610	S.IC	X24C04S8-2.7
IC12	1140004120	S.IC	M38022M2-138FP
IC13	1110001550	S.IC	S-8054ALB-LM-T1
IC14	1130003920	S.IC	TC4S69F (TE85R)
IC16	1130003920	S.IC	TC4S69F (TE85R)
IC17	1180000040	IC	TA78L009AP
IC18	1110002690	S.IC	NJM2903M-T1
Q1	1560000040	FET	2SK30ATM-Y
Q2	1520000530	S.TRANSISTOR	2SB1119S-TD
Q3	1590001220	S.TRANSISTOR	RN1302 (TE85R)
Q8	1530002690	S.TRANSISTOR	2SC4116-GR (TE85R)
Q9	1530002690	S.TRANSISTOR	2SC4116-GR (TE85R)
Q10	1510000780	S.TRANSISTOR	2SA1586-Y (TE85R)
Q11	1590001220	S.TRANSISTOR	RN1302 (TE85R)
Q12	1510000780	S.TRANSISTOR	2SA1586-Y (TE85R)
Q15	1530002690	S.TRANSISTOR	2SC4116-GR (TE85R)
D1	1790000070	DIODE	1SS237
D2	1790000070	DIODE	1SS237
D3	1710000580	DIODE	1SS265
D4	1710000580	DIODE	1SS265
D5	1710000580	DIODE	1SS265
D6	1710000580	DIODE	1SS265
D7	1750000220	S.DIODE	DA113W T107
D8	1750000220	S.DIODE	DA113W T107
D9	1790000240	DIODE	1SS99
D10	1790000240	DIODE	1SS99
D11	1790000070	DIODE	1SS237
D12	1790000070	DIODE	1SS237
D13	1750000220	S.DIODE	DA113W T107
D14	1750000220	S.DIODE	DA113W T107
D20	1710000550	DIODE	1S954
D21	1790001130	S.DIODE	D2FS4-4083
D24	1750000220	S.DIODE	DA113W T107
D25	1730000410	S.ZENER	RD5.1M-T2B2
D26	1730000410	S.ZENER	RD5.1M-T2B2
D29	1750000120	S.DIODE	DWA010-TE
D30	1750000120	S.DIODE	DWA010-TE
D31	1750000200	S.DIODE	1SS319 (TE85R)
D32	1790000070	DIODE	1SS237

S.=Surface mount

[MAIN UNIT]

REF. NO.	ORDER NO.	DESCRIPTION	
X1	6050009080	XTAL	AT-49 (6.144MHz)
L1	6180000450	COIL	RFC L6 222K
L2	6140000100	COIL	LR-22A
L3	6200003260	S.COIL	NL 322522T-101J
L4	6200003260	S.COIL	NL 322522T-101J
L5	6200001830	S.COIL	NL 322522T-100J
L6	6180000960	COIL	LAL 03NA 102K
L7	6140002660	COIL	LR-299
L8	6180000960	COIL	LAL 03NA 102K
L9	6200003260	S.COIL	NL 322522T-101J
L10	6140002650	COIL	LR-298
L11	6200003260	S.COIL	NL 322522T-101J
L12	6200003260	S.COIL	NL 322522T-101J
L13	6200003260	S.COIL	NL 322522T-101J
L16	6180000990	COIL	LAL 04NA 101K
L18	6180000900	COIL	LAL 03NA 101K
L19	6180000900	COIL	LAL 03NA 101K
L20	6180000900	COIL	LAL 03NA 101K
L21	6180000900	COIL	LAL 03NA 101K
L23	6180000900	COIL	LAL 03NA 101K
L24	6180000900	COIL	LAL 03NA 101K
L25	6180000900	COIL	LAL 03NA 101K
L26	6180000900	COIL	LAL 03NA 101K
L27	6910000670	COIL	BL01RN1-A62-001
L28	6200003260	S.COIL	NL 322522T-101J
L29	6200003260	S.COIL	NL 322522T-101J
L30	6200003260	S.COIL	NL 322522T-101J
L31	6200003260	S.COIL	NL 322522T-101J
L32	6200003260	S.COIL	NL 322522T-101J
L33	6200003260	S.COIL	NL 322522T-101J
L34	6200003260	S.COIL	NL 322522T-101J
L35	6200003260	S.COIL	NL 322522T-101J
L36	6200003260	S.COIL	NL 322522T-101J
L37	6200003260	S.COIL	NL 322522T-101J
L38	6200003260	S.COIL	NL 322522T-101J
L39	6200003260	S.COIL	NL 322522T-101J
L40	6200003260	S.COIL	NL 322522T-101J
L41	6200003260	S.COIL	NL 322522T-101J
L42	6180000450	COIL	RFC L6 222K
L43	6200003260	S.COIL	NL 322522T-101J
L44	6190000220	COIL	S0971136-101K
L45	6180000990	COIL	LAL 04NA 101K
L46	6180000990	COIL	LAL 04NA 101K
L47	6140002660	COIL	LR-299
L48	6910000670	COIL	BL01RN1-A62-001
L49	6910000670	COIL	BL01RN1-A62-001
L50	6200003260	S.COIL	NL 322522T-101J
R2	7030003560	S.RESISTOR	ERJ3GEYJ 103 V (10 kΩ)
R3	7030003640	S.RESISTOR	ERJ3GEYJ 473 V (47 kΩ)
R4	7030003720	S.RESISTOR	ERJ3GEYJ 224 V (220 kΩ)
R5	7030003670	S.RESISTOR	ERJ3GEYJ 823 V (82 kΩ)
R7	7030003720	S.RESISTOR	ERJ3GEYJ 224 V (220 kΩ)
R8	7030003670	S.RESISTOR	ERJ3GEYJ 823 V (82 kΩ)
R9	7030003730	S.RESISTOR	ERJ3GEYJ 274 V (270 kΩ)
R10	7030003560	S.RESISTOR	ERJ3GEYJ 103 V (10 kΩ)
R11	7030003640	S.RESISTOR	ERJ3GEYJ 473 V (47 kΩ)
R12	7030003720	S.RESISTOR	ERJ3GEYJ 224 V (220 kΩ)
R13	7030003720	S.RESISTOR	ERJ3GEYJ 224 V (220 kΩ)
R14	7030003720	S.RESISTOR	ERJ3GEYJ 224 V (220 kΩ)
R16	7030003430	S.RESISTOR	ERJ3GEYJ 821 V (820 Ω)
R17	7030000080	S.RESISTOR	MCR10EZJH 3.3 Ω (3R3)
R19	7030003330	S.RESISTOR	ERJ3GEYJ 121 V (120 Ω)
R20	7030003280	S.RESISTOR	ERJ3GEYJ 470 V (47 Ω)
R22	7030003410	S.RESISTOR	ERJ3GEYJ 561 V (560 Ω)
R23	7030001070	S.RESISTOR	MCR50JZHJ 33 Ω (330)
R24	7030000080	S.RESISTOR	MCR10EZJH 3.3 Ω (3R3)
R25	7030003330	S.RESISTOR	ERJ3GEYJ 121 V (120 Ω)
R26	7030003280	S.RESISTOR	ERJ3GEYJ 470 V (47 Ω)
R27	7030003480	S.RESISTOR	ERJ3GEYJ 222 V (2.2 kΩ)
R28	7030003360	S.RESISTOR	ERJ3GEYJ 221 V (220 Ω)
R30	7030001100	S.RESISTOR	MCR50JZHJ 56 Ω (560)
R31	7030003560	S.RESISTOR	ERJ3GEYJ 103 V (10 kΩ)

[MAIN UNIT]

REF. NO.	ORDER NO.	DESCRIPTION	
R32	7030003800	S.RESISTOR	ERJ3GEYJ 105 V (1 MΩ)
R33	7030003560	S.RESISTOR	ERJ3GEYJ 103 V (10 kΩ)
R34	7030003560	S.RESISTOR	ERJ3GEYJ 103 V (10 kΩ)
R35	7030003520	S.RESISTOR	ERJ3GEYJ 472 V (4.7 kΩ)
R36	7030003440	S.RESISTOR	ERJ3GEYJ 102 V (1 kΩ)
R37	7030003560	S.RESISTOR	ERJ3GEYJ 103 V (10 kΩ)
R38	7030003670	S.RESISTOR	ERJ3GEYJ 823 V (82 kΩ)
R39	7030003480	S.RESISTOR	ERJ3GEYJ 222 V (2.2 kΩ)
R40	7030003680	S.RESISTOR	ERJ3GEYJ 104 V (100 kΩ)
R41	7030003780	S.RESISTOR	ERJ3GEYJ 684 V (680 kΩ)
R42	7030003560	S.RESISTOR	ERJ3GEYJ 103 V (10 kΩ)
R43	7030003590	S.RESISTOR	ERJ3GEYJ 183 V (18 kΩ)
R44	7030003680	S.RESISTOR	ERJ3GEYJ 104 V (100 kΩ)
R45	7030003560	S.RESISTOR	ERJ3GEYJ 103 V (10 kΩ)
R46	7030003680	S.RESISTOR	ERJ3GEYJ 104 V (100 kΩ)
R47	7030003780	S.RESISTOR	ERJ3GEYJ 684 V (680 kΩ)
R48	7030003560	S.RESISTOR	ERJ3GEYJ 103 V (10 kΩ)
R50	7030003560	S.RESISTOR	ERJ3GEYJ 103 V (10 kΩ)
R51	7030003440	S.RESISTOR	ERJ3GEYJ 102 V (1 kΩ)
R57	7070000510	RESISTOR	CRH100X R-02J 18 Ω
R62	7030003560	S.RESISTOR	ERJ3GEYJ 103 V (10 kΩ)
R63	7030003560	S.RESISTOR	ERJ3GEYJ 102 V (1 kΩ)
R64	7030003680	S.RESISTOR	ERJ3GEYJ 104 V (100 kΩ)
R65	7030003680	S.RESISTOR	ERJ3GEYJ 104 V (100 kΩ)
R66	7030003680	S.RESISTOR	ERJ3GEYJ 104 V (100 kΩ)
R67	7030003680	S.RESISTOR	ERJ3GEYJ 104 V (100 kΩ)
R68	7030003440	S.RESISTOR	ERJ3GEYJ 102 V (1 kΩ)
R69	7030003440	S.RESISTOR	ERJ3GEYJ 102 V (1 kΩ)
R70	7030003440	S.RESISTOR	ERJ3GEYJ 102 V (1 kΩ)
R71	7030003440	S.RESISTOR	ERJ3GEYJ 102 V (1 kΩ)
R72	7030003440	S.RESISTOR	ERJ3GEYJ 102 V (1 kΩ)
R73	7030003440	S.RESISTOR	ERJ3GEYJ 102 V (1 kΩ)
R74	7030003440	S.RESISTOR	ERJ3GEYJ 102 V (1 kΩ)
R75	7030003440	S.RESISTOR	ERJ3GEYJ 102 V (1 kΩ)
R76	7030003440	S.RESISTOR	ERJ3GEYJ 102 V (1 kΩ)
R77	7030003440	S.RESISTOR	ERJ3GEYJ 102 V (1 kΩ)
R78	7030003440	S.RESISTOR	ERJ3GEYJ 102 V (1 kΩ)
R79	7030003440	S.RESISTOR	ERJ3GEYJ 102 V (1 kΩ)
R80	7030003440	S.RESISTOR	ERJ3GEYJ 102 V (1 kΩ)
R81	7030003680	S.RESISTOR	ERJ3GEYJ 104 V (100 kΩ)
R82	7030003720	S.RESISTOR	ERJ3GEYJ 224 V (220 kΩ)
R83	7030003720	S.RESISTOR	ERJ3GEYJ 224 V (220 kΩ)
R84	7030003780	S.RESISTOR	ERJ3GEYJ 474 V (470 kΩ)
R85	7030003440	S.RESISTOR	ERJ3GEYJ 102 V (1 kΩ)
R86	7030003560	S.RESISTOR	ERJ3GEYJ 103 V (10 kΩ)
R87	7030003410	S.RESISTOR	ERJ3GEYJ 561 V (560 Ω)
R88	7030003640	S.RESISTOR	ERJ3GEYJ 473 V (47 kΩ)
R89	7030003410	S.RESISTOR	ERJ3GEYJ 561 V (560 Ω)
R90	7030003560	S.RESISTOR	ERJ3GEYJ 103 V (10 kΩ)
R92	7030003640	S.RESISTOR	ERJ3GEYJ 473 V (47 kΩ)
R93	7030003680	S.RESISTOR	ERJ3GEYJ 104 V (100 kΩ)
R94	7030003440	S.RESISTOR	ERJ3GEYJ 102 V (1 kΩ)
R95	7030003650	S.RESISTOR	ERJ3GEYJ 563 V (56 kΩ)
R96	7030003440	S.RESISTOR	ERJ3GEYJ 102 V (1 kΩ)
R97	7030003440	S.RESISTOR	ERJ3GEYJ 102 V (1 kΩ)
R100	7030003440	S.RESISTOR	ERJ3GEYJ 102 V (1 kΩ)
R101	7030003440	S.RESISTOR	ERJ3GEYJ 102 V (1 kΩ)
R102	7030003560	S.RESISTOR	ERJ3GEYJ 103 V (10 kΩ)
R103	7030003560	S.RESISTOR	ERJ3GEYJ 103 V (10 kΩ)
R104	7030003640	S.RESISTOR	ERJ3GEYJ 473 V (47 kΩ)
R105	7030003440	S.RESISTOR	ERJ3GEYJ 102 V (1 kΩ)
R106	7030003440	S.RESISTOR	ERJ3GEYJ 102 V (1 kΩ)
R107	7030003640	S.RESISTOR	ERJ3GEYJ 473 V (47 kΩ)
R108	7030003500	S.RESISTOR	ERJ3GEYJ 332 V (3.3 kΩ)
R109	7030003580	S.RESISTOR	ERJ3GEYJ 153 V (15 kΩ)
R110	7030003570	S.RESISTOR	ERJ3GEYJ 123 V (12 kΩ)
R111	7540000100	ABSORBER	SRYPH-350L
R112	7030003410	S.RESISTOR	ERJ3GEYJ 561 V (560 Ω)
R113	7030003680	S.RESISTOR	ERJ3GEYJ 104 V (100 kΩ)
R116	7030001090	S.RESISTOR	MCR50JZHJ 47 Ω (470)
R117	7030001090	S.RESISTOR	MCR50JZHJ 47 Ω (470)
R118	7030003440	S.RESISTOR	ERJ3GEYJ 102 V (1 kΩ)
R119	7030003440	S.RESISTOR	ERJ3GEYJ 102 V (1 kΩ)
R120	7030003440	S.RESISTOR	ERJ3GEYJ 102 V (1 kΩ)
R121	7030003560	S.RESISTOR	ERJ3GEYJ 103 V (10 kΩ)
R122	7030003560	S.RESISTOR	ERJ3GEYJ 103 V (10 kΩ)

S.=Surface mount



## [CTRL UNIT]

REF. NO.	ORDER NO.	DESCRIPTION	
R123	7030001070	S.RESISTOR	MCR50JZHJ 33 Ω (330)
R124	7030003690	S.RESISTOR	ERJ3GEYJ 124 V (120 kΩ)
R127	7030003720	S.RESISTOR	ERJ3GEYJ 224 V (220 kΩ)
R129	7030003720	S.RESISTOR	ERJ3GEYJ 224 V (220 kΩ)
R129	7030003760	S.RESISTOR	ERJ3GEYJ 474 V (470 kΩ)
R130	7030003670	S.RESISTOR	ERJ3GEYJ 823 V (82 kΩ)
R130	7030003690	S.RESISTOR	ERJ3GEYJ 124 V (120 kΩ)
R131	7030003440	S.RESISTOR	ERJ3GEYJ 102 V (1 kΩ)
R132	7030003560	S.RESISTOR	ERJ3GEYJ 103 V (10 kΩ)
R133	7030003560	S.RESISTOR	ERJ3GEYJ 103 V (10 kΩ)
R134	7030003560	S.RESISTOR	ERJ3GEYJ 103 V (10 kΩ)
R135	7030003560	S.RESISTOR	ERJ3GEYJ 103 V (10 kΩ)
R136	7030003680	S.RESISTOR	ERJ3GEYJ 104 V (100 kΩ)
R137	7030003680	S.RESISTOR	ERJ3GEYJ 104 V (100 kΩ)
R138	7030003680	S.RESISTOR	ERJ3GEYJ 104 V (100 kΩ)
R139	7030003680	S.RESISTOR	ERJ3GEYJ 104 V (100 kΩ)
R140	7030003640	S.RESISTOR	ERJ3GEYJ 473 V (47 kΩ)
C1	4030008560	S.CERAMIC	C1608 CH 1H 300J-T-A
C2	4030006880	S.CERAMIC	C1608 JB 1H 102K-T-A
C3	4010005540	CERAMIC	HM60SJ SL 030C 500V
C4	4030006880	S.CERAMIC	C1608 JB 1H 102K-T-A
C5	4030008920	S.CERAMIC	C1608 JB 1C 473K-T-A
C6	4510003790	ELECTROLITIC	16 MV 10 SW
C8	4030008920	S.CERAMIC	C1608 JB 1C 473K-T-A
C9	4510003790	ELECTROLITIC	16 MV 10 SW
C11	4010005530	CERAMIC	HM60SJ SL 020C 500V
C12	4030007040	S.CERAMIC	C1608 CH 1H 180J-T-A
C13	4030007040	S.CERAMIC	C1608 CH 1H 180J-T-A
C14	4030007080	S.CERAMIC	C1608 CH 1H 390J-T-A
C15	4030008920	S.CERAMIC	C1608 JB 1C 473K-T-A
C16	4510003790	ELECTROLITIC	16 MV 10 SW
C18	4030007170	S.CERAMIC	C1608 CH 1H 221J-T-A
C19	4030007080	S.CERAMIC	C1608 CH 1H 390J-T-A
C20	4030006880	S.CERAMIC	C1608 JB 1H 472K-T-A
C21	4030007170	S.CERAMIC	C1608 CH 1H 221J-T-A
C22	4030006880	S.CERAMIC	C1608 JB 1H 472K-T-A
C24	4510003790	ELECTROLITIC	16 MV 10 SW
C25	4030008920	S.CERAMIC	C1608 JB 1C 473K-T-A
C26	4030008920	S.CERAMIC	C1608 JB 1C 473K-T-A
C27	4030007170	S.CERAMIC	C1608 CH 1H 221J-T-A
C28	4030006850	S.CERAMIC	C1608 JB 1H 471K-T-A
C29	4030008920	S.CERAMIC	C1608 JB 1C 473K-T-A
C30	4010005540	CERAMIC	HM60SJ SL 030C 500V
C31	4030007130	S.CERAMIC	C1608 CH 1H 101J-T-A
C32	4030007130	S.CERAMIC	C1608 CH 1H 101J-T-A
C33	4030006880	S.CERAMIC	C1608 JB 1H 472K-T-A
C34	4030006880	S.CERAMIC	C1608 JB 1H 472K-T-A
C35	4030006880	S.CERAMIC	C1608 JB 1H 102K-T-A
C36	4030006880	S.CERAMIC	C1608 JB 1H 472K-T-A
C37	4030008920	S.CERAMIC	C1608 JB 1C 473K-T-A
C38	4030007170	S.CERAMIC	C1608 CH 1H 221J-T-A
C39	4030006850	S.CERAMIC	C1608 JB 1H 471K-T-A
C40	4030008920	S.CERAMIC	C1608 JB 1C 473K-T-A
C41	4510003790	ELECTROLITIC	16 MV 10 SW
C43	4030008920	S.CERAMIC	C1608 JB 1C 473K-T-A
C44	4030008920	S.CERAMIC	C1608 JB 1C 473K-T-A
C45	4030008920	S.CERAMIC	C1608 JB 1C 473K-T-A
C51	4510004590	ELECTROLITIC	16 MV 470 HC
C52	4030010070	S.CERAMIC	C1608 X7S 1C 104K-T-A
C53	4030010070	S.CERAMIC	C1608 X7S 1C 104K-T-A
C54	4510003790	ELECTROLITIC	16 MV 10 SW
C55	4510004590	ELECTROLITIC	16 MV 470 HC
C56	4510005000	ELECTROLITIC	16 MV 220 HC
C57	4510003910	ELECTROLITIC	16 MV 47 HW
C73	4030010070	S.CERAMIC	C1608 X7S 1C 104K-T-A
C74	4030010070	S.CERAMIC	C1608 X7S 1C 104K-T-A
C75	4030009990	S.CERAMIC	C1608 CH 1H 200J-T-A
C76	4030009990	S.CERAMIC	C1608 CH 1H 200J-T-A
C77	4030008920	S.CERAMIC	C1608 JB 1C 473K-T-A
C78	4030008920	S.CERAMIC	C1608 JB 1C 473K-T-A
C79	4030008920	S.CERAMIC	C1608 JB 1C 473K-T-A
C80	4030008920	S.CERAMIC	C1608 JB 1C 473K-T-A
C81	4030008920	S.CERAMIC	C1608 JB 1C 473K-T-A
C82	4030008920	S.CERAMIC	C1608 JB 1C 473K-T-A

## [CTRL UNIT]

REF. NO.	ORDER NO.	DESCRIPTION	
C83	4030008920	S.CERAMIC	C1608 JB 1C 473K-T-A
C84	4030008920	S.CERAMIC	C1608 JB 1C 473K-T-A
C85	4030008920	S.CERAMIC	C1608 JB 1C 473K-T-A
C86	4030008920	S.CERAMIC	C1608 JB 1C 473K-T-A
C87	4030008920	S.CERAMIC	C1608 JB 1C 473K-T-A
C88	4030008920	S.CERAMIC	C1608 JB 1C 473K-T-A
C89	4030008920	S.CERAMIC	C1608 JB 1C 473K-T-A
C90	4030006880	S.CERAMIC	C1608 JB 1H 472K-T-A
C91	4030006880	S.CERAMIC	C1608 JB 1H 472K-T-A
C92	4030006880	S.CERAMIC	C1608 JB 1H 102K-T-A
C93	4550002860	S.TANTALUM	TESVA 1V 224K1-8L
C94	4030006880	S.CERAMIC	C1608 JB 1H 472K-T-A
C95	4030008920	S.CERAMIC	C1608 JB 1C 473K-T-A
C96	4030008920	S.CERAMIC	C1608 JB 1C 473K-T-A
C97	4030008920	S.CERAMIC	C1608 JB 1C 473K-T-A
C98	4030006880	S.CERAMIC	C1608 JB 1H 472K-T-A
C101	4030008920	S.CERAMIC	C1608 JB 1C 473K-T-A
C102	4030008920	S.CERAMIC	C1608 JB 1C 473K-T-A
C103	4030008920	S.CERAMIC	C1608 JB 1C 473K-T-A
C106	4030008920	S.CERAMIC	C1608 JB 1C 473K-T-A
C108	4030006900	S.CERAMIC	C1608 JB 1E 103K-T-A
C109	4030006900	S.CERAMIC	C1608 JB 1E 103K-T-A
C110	4030007070	S.CERAMIC	C1608 CH 1H 330J-T-A
C111	4030007100	S.CERAMIC	C1608 CH 1H 560J-T-A
C112	4030007100	S.CERAMIC	C1608 CH 1H 560J-T-A
C113	4030008920	S.CERAMIC	C1608 JB 1C 473K-T-A
C114	4030008920	S.CERAMIC	C1608 JB 1C 473K-T-A
C115	4510003790	ELECTROLITIC	16 MV 10 SW
C120	4030006880	S.CERAMIC	C1608 JB 1H 102K-T-A
C122	4030006880	S.CERAMIC	C1608 JB 1H 472K-T-A
RL1	6330001090	RELAY	FXE-12
RL2	6330001090	RELAY	FXE-12
DS1	5040001720	LED	TLG221
S1	2220000420	SWITCH	ESD-11H120
S2	2220000420	SWITCH	ESD-11H120
J2	6510007020	CONNECTOR	TMP-J01X-V6
J4	6510007020	CONNECTOR	TMP-J01X-V6
J5	6510003530	CONNECTOR	S05B-EH-S
J6	6510003530	CONNECTOR	S05B-EH-S
J7	6510003530	CONNECTOR	S05B-EH-S
J8	6510003420	CONNECTOR	B06B-EH-S
J9	6510003460	CONNECTOR	B10B-EH-S
J11	6510003080	CONNECTOR	RT01T-1.0B
W1	7120000010	JUMPER	JPW 02A
W2	7120000010	JUMPER	JPW 02A
W3	7120000010	JUMPER	JPW 02A
W8	7030003860	S.JUMPER	ERJ3GE JPW V
W12	7120000010	JUMPER	JPW 02A
W13	7120000380	JUMPER	JPW 01 R-01
W14	7120000380	JUMPER	JPW 01 R-01
WS1	8970022240	CABLE	1732 1.5D Coaxial (2)/CT
EP1	0910040207	PCB	B 3932G
MP1	8510004470	CASE	331 VCO Case
MP2	8510008790	COVER	VCO Case cover (B) 1414
MP3	8930005410	SHEET	Insulator A

S.=Surface mount

[CON-A BOARD]

REF. NO.	ORDER NO.	DESCRIPTION
J1	6450001670	CONNECTOR TCS5093-10-4151
J2	6510018890	S.CONNECTOR 52559-1390
EP1	0910046642	PCB B 4658B

[CON-B BOARD]

REF. NO.	ORDER NO.	DESCRIPTION
Q1	1510000510	S.TRANSISTOR 2SA1578 T107 R
Q2	1540000450	S.TRANSISTOR 2SD1623-T-TD
Q3	1590000680	S.TRANSISTOR DTC114EU T107
D1	1750000270	S.DIODE 1SS301 (TE85R)
L1	2040000490	COIL EXC-ELDR25C
L2	6200000150	S.COIL NL 322522T-1R0M
L3	6200000150	S.COIL NL 322522T-1R0M
L4	2040000490	COIL EXC-ELDR25C
R1	7030007510	S.RESISTOR ERJ12YJ270H (27 Ω)
R2	7010003440	RESISTOR ELR20J 2.2 kΩ
R3	7030003410	S.RESISTOR ERJ3GEYJ 581 V (580 Ω)
R4	7030003440	S.RESISTOR ERJ3GEYJ 102 V (1 kΩ)
R5	7030003530	S.RESISTOR ERJ3GEYJ 582 V (5.8 kΩ)
R6	7030003680	S.RESISTOR ERJ3GEYJ 104 V (100 kΩ)
R7	7030003780	S.RESISTOR ERJ3GEYJ 474 V (470 kΩ)
C1	4510003910	ELECTROLITIC 16 MV 47 HW
C2	4510003790	ELECTROLITIC 16 MV 10 SW
C3	4030006880	S.CERAMIC C1608 JB 1H 472K-T-A
C4	4030006880	S.CERAMIC C1608 JB 1H 472K-T-A
C5	4510004990	ELECTROLITIC 16 MV 100 HC
C8	4030006880	S.CERAMIC C1608 JB 1H 472K-T-A
C9	4030006880	S.CERAMIC C1608 JB 1H 472K-T-A
C10	4030006880	S.CERAMIC C1608 JB 1H 472K-T-A
C11	4030006880	S.CERAMIC C1608 JB 1H 472K-T-A
C12	4030006880	S.CERAMIC C1608 JB 1H 472K-T-A
C13	4030006880	S.CERAMIC C1608 JB 1H 472K-T-A
C14	4030006880	S.CERAMIC C1608 JB 1H 472K-T-A
J3	6510018890	S.CONNECTOR 52559-1390
J4	6450000160	CONNECTOR TCS4470-01-1111
J5	6450001670	CONNECTOR TCS5093-10-4151
J7	6510018960	S.CONNECTOR B2B-PH-SM3-TB
WS1	8600034850	CABLE 1732 P01 *J06CO-B
EP2	0910046652	PCB B 4657B

[CON-C BOARD]

REF. NO.	ORDER NO.	DESCRIPTION
J8	6510007020	CONNECTOR TMP-J01X-V8
J9	6510007020	CONNECTOR TMP-J01X-V8
W3	7120000010	JUMPER JPW 02A
WS1	8970022220	CABLE 1732 1.5D Coaxial (1)/CO-C
EP3	0910046662	PCB B 4658B

[CHASSIS PARTS]

REF. NO.	ORDER NO.	DESCRIPTION
MF1	2710000580	FAN FBA06T12HF
MF2	2710000460	MOTOR MP28GA
MF3	2710000460	MOTOR MP28GA
J10	6510000370	CONNECTOR MR-DS
J11	6510000370	CONNECTOR MR-DS
P2	6510018980	CONNECTOR PHR-2
W9	8900006040	CABLE OPC-593 (N:13 L:50)
MP1	8210012880	PANEL 1732 Front panel
MP2	8010016390	CHASSIS 1732 Chassis
MP3	8110005660	COVER 1732 Cover
MP4	8930038260	ANGLE 1732 Angle
MP5	8930037010	RUBBER 1691 Fan rubber
MP7	8930005230	STAND Rubber foot (D) [2 pcs]
MP8	8930005790	STAND Foot (A)
MP9	8930005800	STAND Foot (B)
MP10	8010001490	STAND Stand (D)
MP11	8930037000	PLATE 1691 Grounding plate [2 pcs]
MP12	8810008660	SCREW PH BT M3 X 8 NI-ZU [2 pcs]
MP13	8810009030	SCREW RFH M3 X 8 ZK [2 pcs]
MP14	8810009030	SCREW RFH M3 X 8 ZK [2 pcs]
MP15	8810009030	SCREW RFH M3 X 8 ZK
MP16	8810009030	SCREW RFH M3 X 8 ZK [4 pcs]
MP17	8810008450	SCREW BiH M4 X 8 ZK [4 pcs]
MP18	8820000530	SCREW Flange bolt M4 X 8 NI
MP19	8850000140	WASHER Flat washer M 4 NI BS
MP20	8850001560	WASHER Int. tooth washer M 4
MP21	8810008660	SCREW PH BT M3 X 8 NI-ZU [2 pcs]
MP22	8810008660	SCREW PH BT M3 X 8 NI-ZU [2 pcs]
MP23	8810008660	SCREW PH BT M3 X 8 NI-ZU
MP24	8810008660	SCREW PH BT M3 X 8 NI-ZU [2 pcs]
MP25	8810008660	SCREW PH BT M3 X 8 NI-ZU [2 pcs]
MP26	8930038280	SHEET 1732 Sheet
MP27	8930038290	SHEET Insulator EA
MP29	8010015141	CHASSIS 1414 U-Chassis-1
MP30	8010015151	CHASSIS 1414 L-Chassis-1
MP31	8510008592	PLATE 1414 Shield plate-2
MP32	8930030111	PLATE 1414 Plate-1 [2 pcs]
MP33	8820000811	SCREW 1414 Screw-1 [4 pcs]
MP34	8810008630	SCREW PH BT M3 X 6 NI-ZU [2 pcs]
MP35	8810008630	SCREW PH BT M3 X 6 NI-ZU [2 pcs]
MP36	8810008630	SCREW PH BT M3 X 6 NI-ZU [3 pcs]
MP37	8810008630	SCREW PH BT M3 X 6 NI-ZU [5 pcs]
MP38	8810007840	SCREW RFH B1 M3 X 8 ZK [4 pcs]
MP39	8810007840	SCREW RFH B1 M3 X 8 ZK [3 pcs]
MP40	8810007840	SCREW RFH B1 M3 X 8 ZK
MP41	8810007840	SCREW RFH B1 M3 X 8 ZK
MP42	8950003200	Coupling UJ6-5 [2 pcs]
MP43	8510008750	PLATE 1414 A-Shield plate
MP44	8930038760	SHEET Insulating seet (H)
MP45	8310037080	PLATE 1732 Name plate

[UNPACKING]

REF. NO.	ORDER NO.	DESCRIPTION
W1	8900001160	CABLE OPC-125
W2	8900006120	CABLE OPC-597

S.=Surface mount

# SECTION 6

# MECHANICAL PARTS AND DISASSEMBLY

## [CHASSIS PARTS]

REF. NO.	ORDER NO.	DESCRIPTION	QTY.
J2	6510001920	Connector 1490R [TUNER]	1
J3	6510000370	Connector MR-DS [ANT1]	1
J4	6510000370	Connector MR-DS [ANT2]	1
W1	8900006050	Flat cable OPC-594 (N: 30, L: 100)	1
W2	8900006060	Flat cable OPC-595 (N: 20, L: 150)	1
W3	8900006150	Flat cable OPC-602 (N: 10, L: 150)	1
EP1	8930021010	Domed plug DP-500	1
EP2	0910045921	Flexible PCB B-4598A	1
MF1	2710000580	Fan FBA06T12HF	1
MP1	8410002022	1691 heatsink -2	1
MP2	8110005600	1691 upper cover	1
MP3	8110005610	1691 lower cover	1
MP4	8010001490	Stand (D)	1
MP5	8930005790	Plastic foot (A)	1
MP6	8930005800	Plastic foot (B)	1
MP7	8930037010	1691 fan rubber	1
MP8	8820000530	Flange bolt M4 x 8 NI	1
MP9	8930002820	Rubber foot (D)	2
MP10	8930014980	SP net	1
MP11	8930018520	Tr. clip (A)	1
MP12	8950004180	1691 contact base (A)	1
MP13	8930036950	1691 SP rubber	1
MP14	8930036960	1691 SP plate	1
MP15	8930036980	1691 ground spring	1
MP16	8930036990	1691 fan guard	1
MP17	8930037000	1691 ground plate	1
MP19	8810008630	Screw PH BT M3 x 6 NI-ZU	5
MP20	8810007410	Screw PH M3 x 6 NI	2
MP21	8810008960	Screw OH M2.6 x 5 ZK	5
MP22	8850000140	Flat washer M4 NI BS	1
MP23	8310036490	Serial No. label (AU) 706 FCC (USA)	1
	8310036500	Serial No. label (AU) 706 (other versions)	1
MP24	8810008990	Screw PH BT M2 x 10 ZK	1
MP25	8850001560	Star washer M4	1
MP26	8810008630	Screw PH BT M3 x 6 NI-ZU	4
MP27	8810008630	Screw PH BT M3 x 6 NI-ZU	5
MP28	8810008630	Screw PH BT M3 x 6 NI-ZU	5
MP29	8810004430	Screw PH M3 x 6 ZK (for MP9)	2
MP30	8810004430	Screw PH M3 x 6 ZK (for MP5)	2
MP31	8810004430	Screw PH M3 x 6 ZK (for MP6)	2
MP32	8810007410	Screw PH M3 x 6 NI	2
MP33	8810003170	Setscrew A M3 x 8	2
MP34	8810009040	Setscrew H M2.6 x 10 NI	2
MP35	8810009040	Setscrew H M2.6 x 10 NI	2
MP36	8810008960	Screw OH M2.6 x 5 ZK	5
MP37	8810003170	Setscrew A M3 x 8	1
MP38	8930038650	Sheet (BE)	1
MP39	8310037390	1691 display label (B)	1
MP40	8930038820	Aluminum sheet V	1
MP41	8950000180	Cable tie -80	2
MP42	8310029180	FCC part 15 label (A) (USA only)	1
MP43	8930001180	Ground plate	1
MP44	8950000010	Tape 9510 12 x 50000 mm	1
MP45	8950000010	Tape 9510 12 x 50000 mm	1
MP46	8930028840	Sponge (DF)	1
MP47	8930028840	Sponge (DF)	2
MP48	8930028390	Sheet (AH)	4
MP49	8930039420	1691 A-sheet	4
MP50	8930037890	Sheet (BA)	2
MP51	8930039430	1691 B-sheet	2
MP52	8930039440	1691 SP plate sheet	1
MP53	8930039450	1691 cover sheet	1
MP54	8930032450	1346 SP-T sponge	1
MP55	8930001180	Ground plate	1
SP1	2510000670	Speaker VS-50-0827	1

## [FRONT PARTS]

REF. NO.	ORDER NO.	DESCRIPTION	QTY.
S1	2250000290	Encoder SW-159 (incl. nut, washer)	1
W1	8900006040	Flat cable OPC-593 (N: 13, L: 50)	1
W2	8900006250	Cable OPC-610	1
MP1	8210012982	1691 front panel (A) -2 (incl. MP4, 5, 17, 18)	1
MP2	8210012580	1691 rear panel	1
MP3	8930036720	1691 8-key	1
MP4	8930036680	1691 UP/DOWN key	1
MP5	8930036731	1691 4-key -1	1
MP8	8930036751	Spring (Y) -1	1
MP9	8930032340	1424 N-spring	1
MP10	8830001010	Hex nut (A)	2
MP11	8610010000	Knob N237	2
MP12	8610010010	Knob N238	2
MP13	8610010021	Knob N239 base -1	1
MP14	8610010030	Knob N239 cover	1
MP15	8610010040	Knob N239 finger rest	1
MP16	8930036690	1691 release button	1
MP17	8930036700	1691 lens	3
MP18	8310036280	1691 window plate	1
MP19	8310036272	1691 brake plate -2	1
MP20	8950004190	1691 contact base (B)	1
MP21	8930036740	1691 brake pad	2
MP22	8930037111	1691 brake sheet -1	1
MP23	8310036583	1691 caution label (S) -3	1
MP24	8810008990	Screw PH BT M2 x 10 ZK	2
MP25	8930038940	Sponge (EF)	1
MP26	8830001100	Nut (for tube) M9 B11-H2	1

## [DISPLAY UNIT]

REF. NO.	ORDER NO.	DESCRIPTION	QTY.
J2	6450001630	Connector HSJ1406-01-050 [PHONES]	1
DS4	5010000171	LCD DLC-7973YBGF-1	1
DS5	5030001290	LED D2264	1
EP2	8930037591	LCD contact SRCN-1691-ZNN-505-1	2
MP1	8930036710	1691 LCD holder	1
MP3	8810009040	Setscrew H M2.6 x 10 NI	1
MP4	8830000180	Nut M2.6 NI BS	1
MP5	8930038770	1691 front plate	1
MP7	8930028380	Embossed tape (C)	1

## [MAIN UNIT]

REF. NO.	ORDER NO.	DESCRIPTION	QTY.
MP1	8930014140	Ground spring (D)	1
MP2	8930024170	Ground spring (G)	1
MP3	8510010150	1691 D/A case	1
MP4	8510010330	1691 amp. shield plate	1
MP5	8510010321	1691 connector plate -1	1
MP6	8930034550	Insulation sheet DO	1
MP8	8930020980	Shield plate	2
MP9	8930008680	Insulation sheet AH	2
MP10	8930024170	Ground spring (G)	1

## [HPF BOARD]

REF. NO.	ORDER NO.	DESCRIPTION	QTY.
MP1	8510009180	1346 VCO case	1

**[PLL UNIT]**

REF. NO.	ORDER NO.	DESCRIPTION	QTY.
MP1	8510010050	1691 shield case	1
MP2	8510010060	1691 shield cover	1
MP3	8510005980	724 shield case	1
MP4	8510005990	724 shield case cover	1
MP5	8510005980	724 shield case	1
MP6	8510005990	724 shield case cover	1
MP7	8510010050	1691 shield case	1
MP8	8510010060	1691 shield cover	1
MP9	8510005980	724 shield case	1
MP10	8510005990	724 shield case cover	1
MP11	8510010070	1691 DDS case	1
MP12	8510003510	406 shield case cover	1
MP13	8510005330	Coil case	1
MP14	8510010150	1691 D/A case	1
MP15	8810003960	Setscrew A M2.6 x 5	3
MP16	8810003960	Setscrew A M2.6 x 5	3
MP17	8510010150	1691 D/A case	1
MP18	8930014140	Ground spring (D)	1
MP19	8820000900	1691 screw	1
MP20	8930014140	Ground spring (D)	1
MP21	8930001160	Ground spring	1
MP22	8930028840	Sponge (DF)	1

**[PA UNIT]**

REF. NO.	ORDER NO.	DESCRIPTION	QTY.
J8	6450000140	Connector HSJ0807-01-010 [EXT SP]	1
J10	6510003780	Connector LLR-06 [DC 13.8V]	1
MP1	8950000180	Cable tie -80	1
MP3	8950000180	Cable tie -80	1
MP5	8860000100	Ground lug B 2 (M2.6) AG BS	1
MP6	6910008240	Clip 59TN4772	1
MP7	8860000100	Ground lug B 2 (M2.6) AG BS	1

**[FILTER UNIT]**

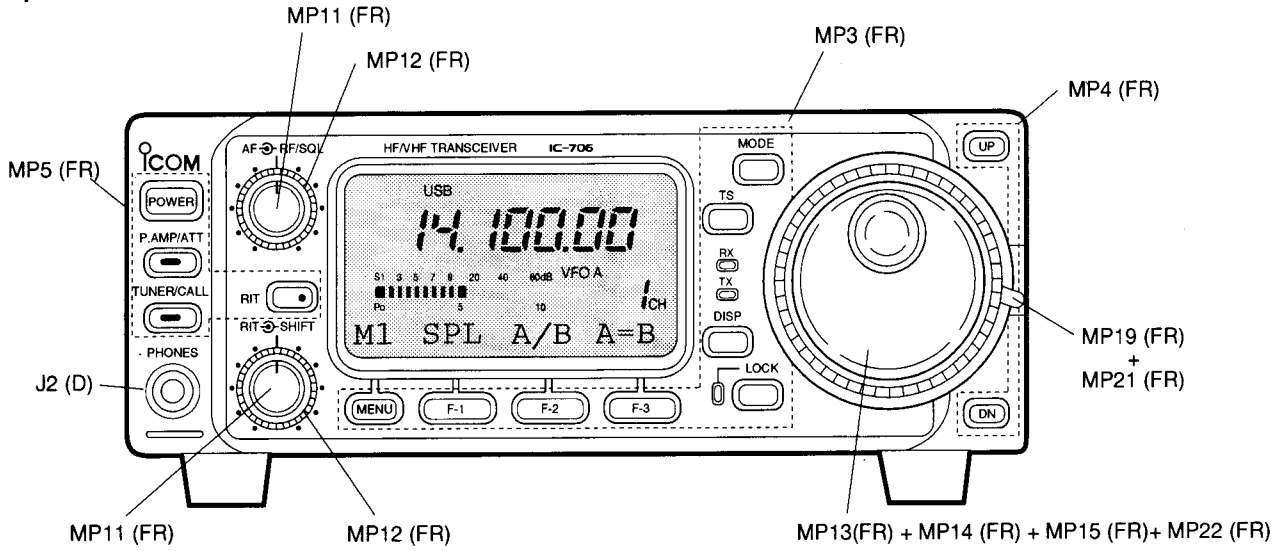
REF. NO.	ORDER NO.	DESCRIPTION	QTY.
J4	6450001490	Connector HLJ7001-01-3010 [ELEC-KEY]	1
J5	6450001640	Connector TCS5044-01-4111 [ACC]	1
J7	6450001650	Connector HSJ0836-01-500 [REMOTE]	1
J8	6450001660	Connector EX345GLB [RTTY]	1
J11	6510016170	Connector 52018-8835 [MIC]	1
MP1	8930001160	Ground spring	1
MP2	8930014140	Ground spring (D)	1

**[UNPACKING]**

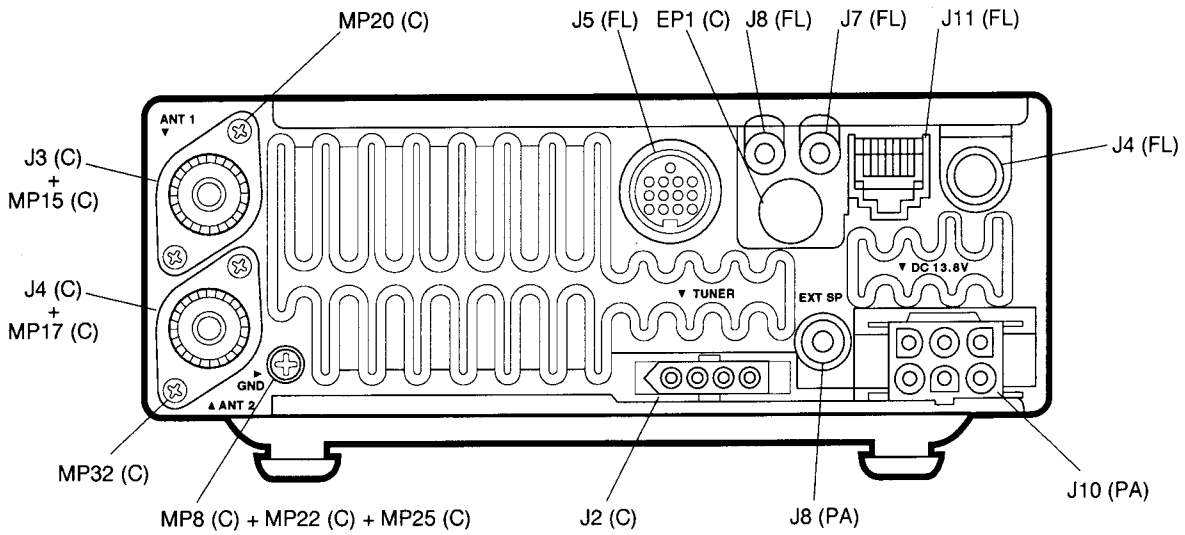
REF. NO.	ORDER NO.	DESCRIPTION	QTY.
F1	5210000090	Spare fuse FGB (30 A)	2
F2	5210000130	Spare fuse FGB (4 A)	1
P1	5610000050	Electronic keyer plug AP330	1
P2	5610000170	RTTY key plug AP370B	1
W1	8900006490	DC power cable OPC-025 D	1
W2	8900006110	ACC cable OPC-596	1
MC1	7700002000	Hand microphone HM-103	1

**Screw abbreviations**    BT: Self-tapping    PH: Pan head  
                                   OH: Oval countersunk head  
                                   NI: Nickel    NI-ZU: Nickel-zinc  
                                   BS: Brass    ZK: Black

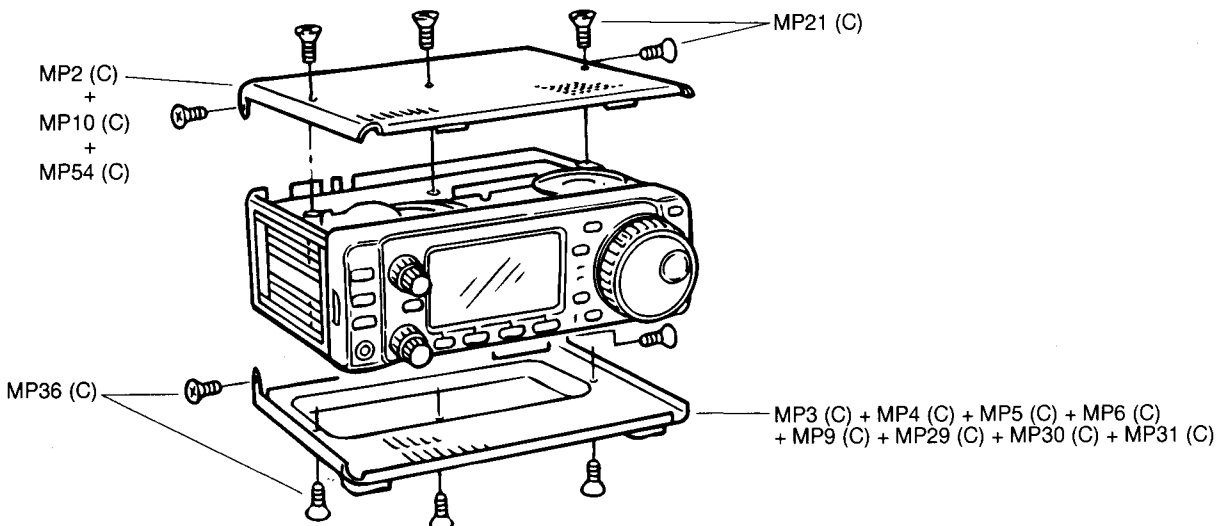
● Front panel



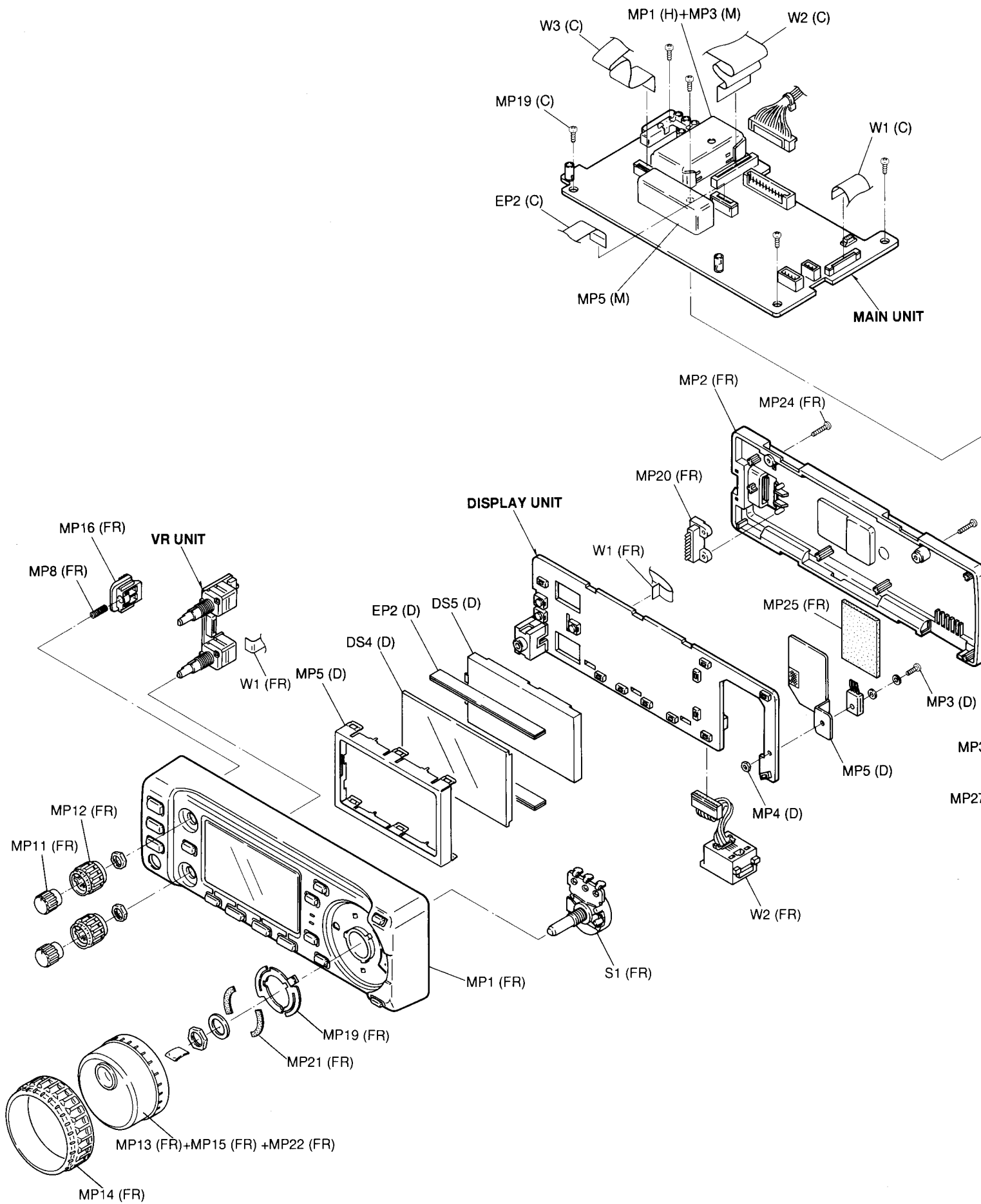
● Rear panel



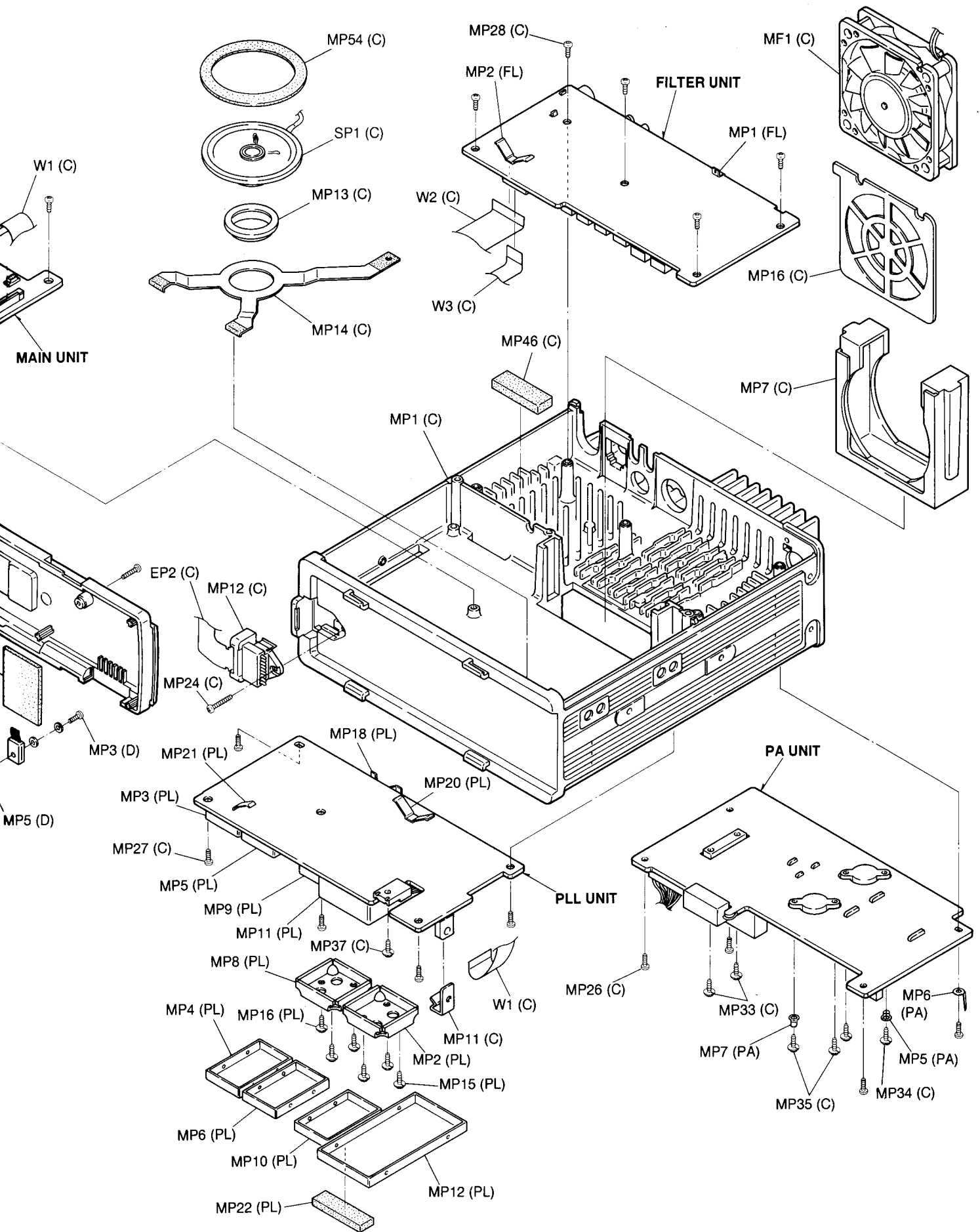
● Top and bottom covers



Unit abbreviations: (C) : CHASSIS PARTS (FR) : FRONT PARTS (D) : DISPLAY UNIT  
(PA) : PA UNIT (FL) : FILTER UNIT




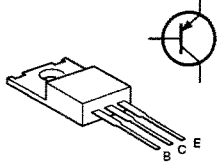
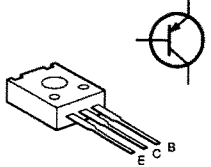













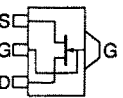
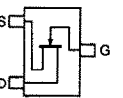
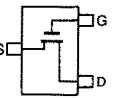
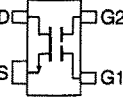




**Unit abbreviations:** (C) : CHASSIS PARTS (FR) : FRONT PARTS (D) : DISPLAY UNIT (M) : MAIN UNIT (H) : HPF BOARD





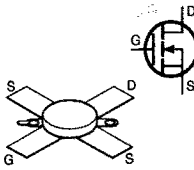

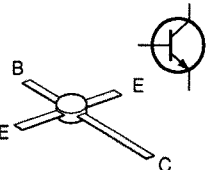
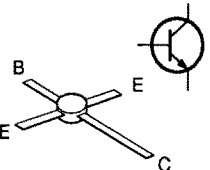



(M) : MAIN UNIT (PL) : PLL UNIT (PA) : PA UNIT (FL) : FILTER UNIT

# SECTION 7 SEMI-CONDUCTOR INFORMATION
















## • TRANSISTORS AND FET'S

<p><b>2SA1576 R</b> (Symbol: FR)</p> 	<p><b>2SB1133 R</b></p> 	<p><b>2SB1143 S</b></p> 	<p><b>2SB798 DK</b> (Symbol: DK)</p> 
<p><b>2SC4081 R / S</b> (Symbol: BR / BS)</p> 	<p><b>2SC4116 GR</b> (Symbol: LG)</p> 	<p><b>2SC4117 BL</b> (Symbol: DL)</p> 	<p><b>2SC4213 B</b> (Symbol: AB)</p> 
<p><b>2SC4226 R25</b> (Symbol: R25)</p> 	<p><b>2SC4403 3</b> (Symbol: LY3)</p> 	<p><b>2SC4405 3</b> (Symbol: OY3)</p> 	<p><b>2SC4673D</b> (Symbol: CO)</p> 
<p><b>2SD1619 TD</b> (Symbol: DB)</p> 	<p><b>2SD1623 TD</b> (Symbol: DF)</p> 	<p><b>2SD999 CK</b> (Symbol: CK)</p> 	<p><b>2SK210 GR</b> (Symbol: YG)</p> 
<p><b>2SK2171</b> (No symbol)</p> 	<p><b>2SK880 Y</b> (Symbol: XY)</p> 	<p><b>2SK882 GR</b> (Symbol: TG)</p> 	<p><b>3SK131 MAS</b> (Symbol: V11)</p> 
<p><b>DTA114 EE / EU</b> (Symbol: 14 / 14)</p> 	<p><b>DTA144TU</b> (Symbol: 96)</p> 	<p><b>DTC114EU</b> (Symbol: 24)</p> 	<p><b>DTC143TU</b> (Symbol: 03)</p> 



<p><b>DTC144 EE / TU</b> (Symbol: 26 / 06)</p> 	<p><b>IMH3</b> (Symbol: H3)</p> 	<p><b>MRF255</b></p> 	<p><b>MRF5015</b> (No symbol)</p> 
<p><b>MRF555</b></p> 	<p><b>MRF581</b></p> 	<p><b>UMD6</b> (Symbol: D6)</p> 	<p><b>UN911F</b> (Symbol: 60)</p> 
<p><b>UN9211</b> (Symbol: 8A)</p> 			


• DIODES

<p><b>1SS301</b> (Symbol: B3)</p> 	<p><b>1SS319</b> (Symbol: A4)</p> 	<p><b>1SV237</b> (Symbol: BB)</p> 	<p><b>1SV265</b> (Symbol: D9)</p> 
<p><b>DA114</b> (Symbol: AV)</p> 	<p><b>DA204U</b> (Symbol: K)</p> 	<p><b>DA221</b> (Symbol: K)</p> 	<p><b>DAN222</b> (Symbol: N)</p> 
<p><b>DAP222</b> (Symbol: FR)</p> 	<p><b>HSM88AS</b> (Symbol: C1)</p> 	<p><b>HVM17-01</b> (Symbol: KM 4Q)</p> 	<p><b>MA357</b> (Symbol: NL)</p> 
<p><b>MA862</b> (Symbol: M11)</p> 	<p><b>RD3.6M B2 / RD5.6M B2 / RD9.1M B2</b> (Symbol: 362 / 562 / 912)</p> 		<p><b>SVC252</b> (Symbol: HV)</p> 

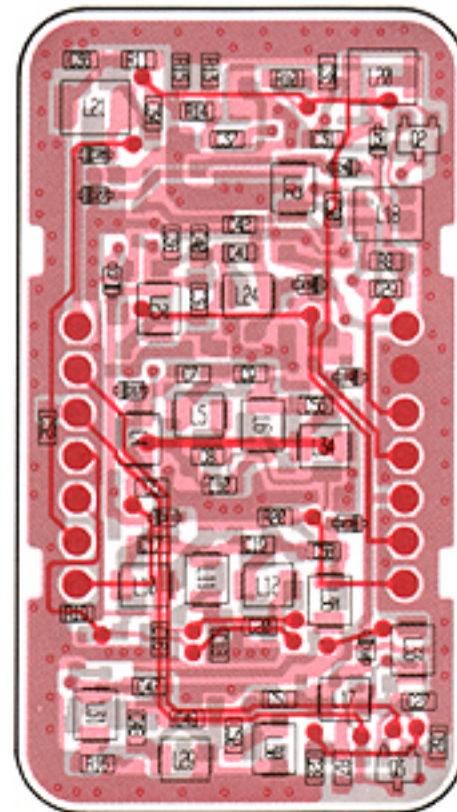
# SECTION 8 BOARD LAYOUTS

## 8-1 DISPLAY UNIT

### • DISPLAY UNIT

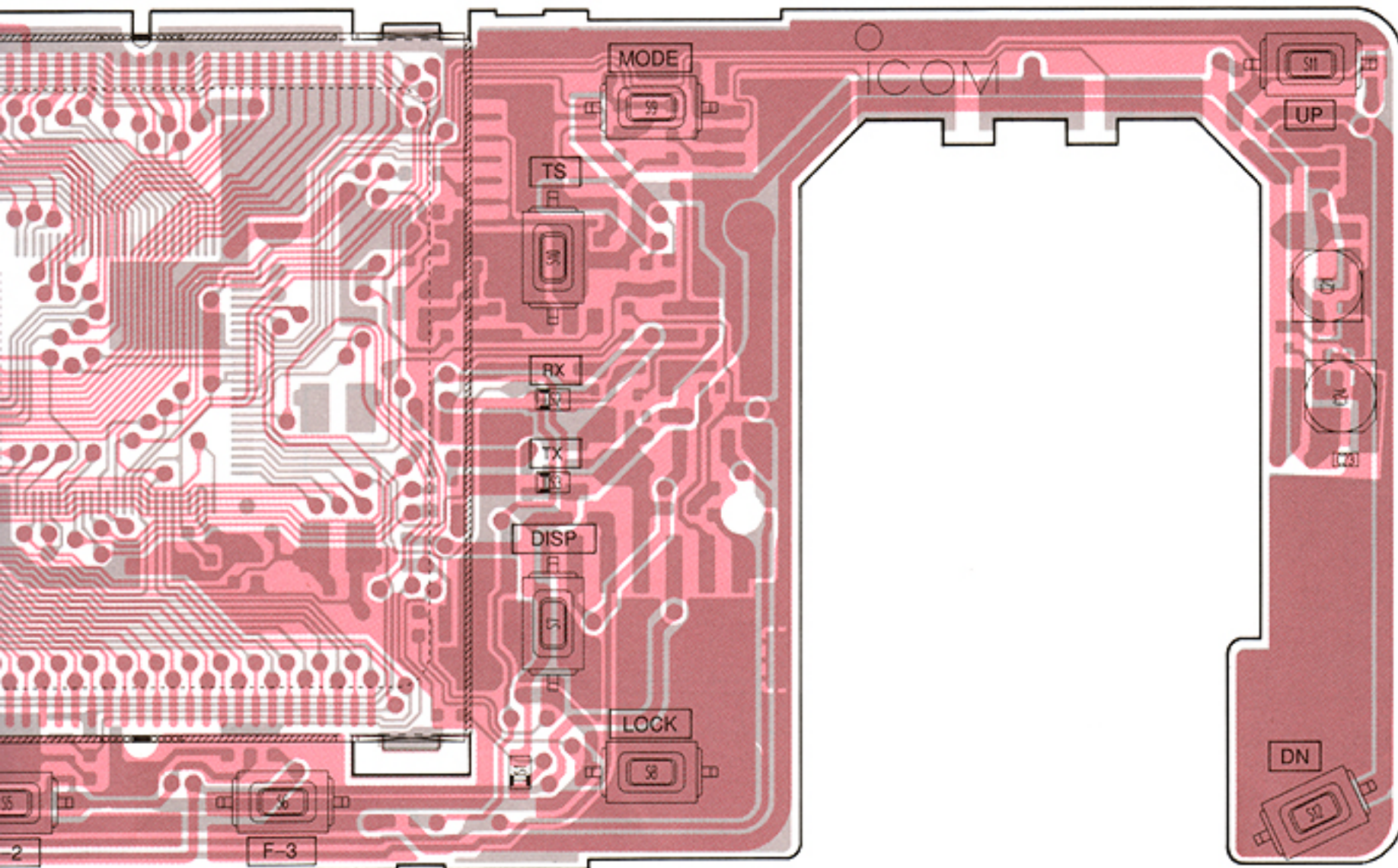


### • HPF BOARD

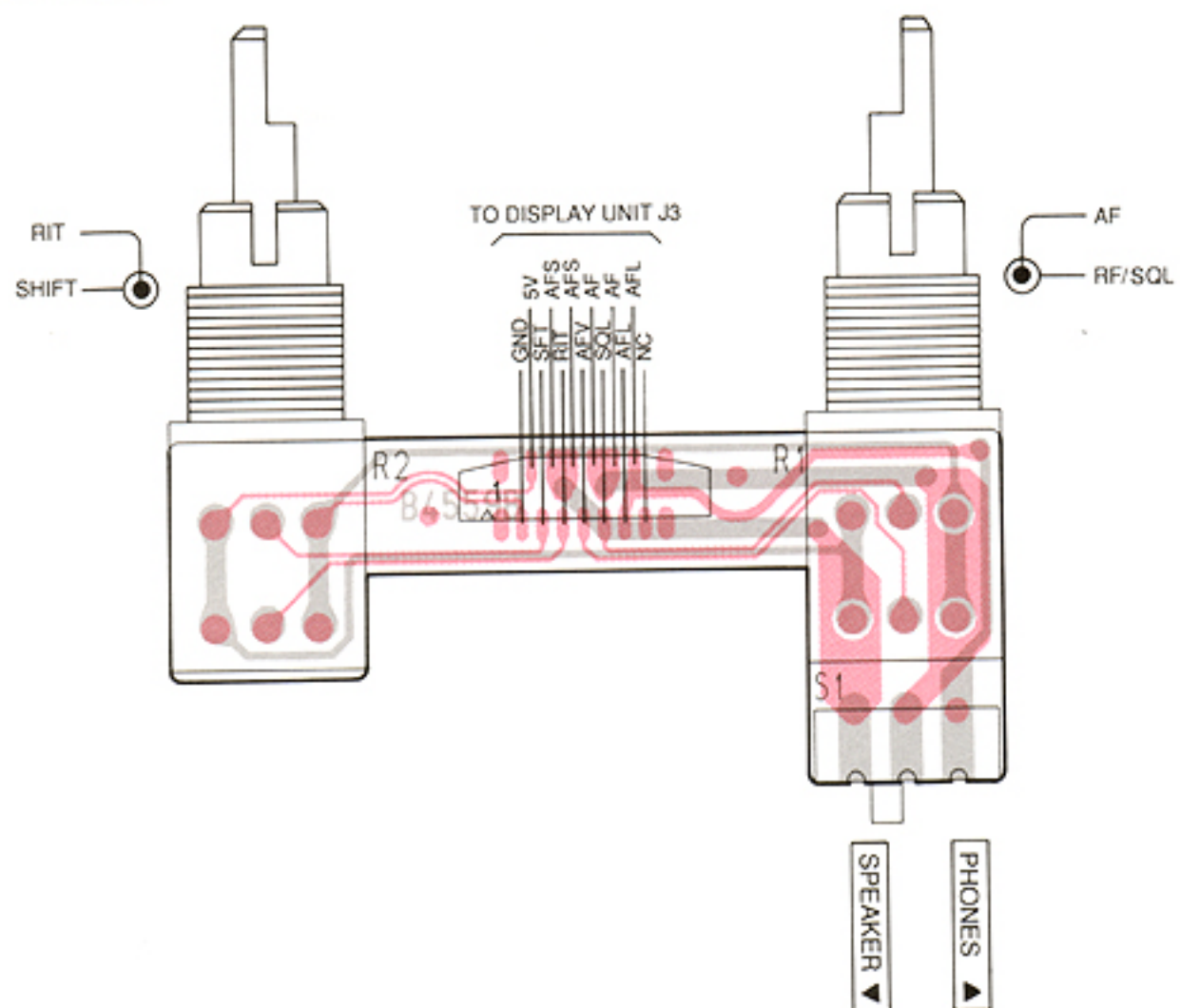




The combination of this page and the next page show the unit layout in the same configuration as the actual P. C. Board.

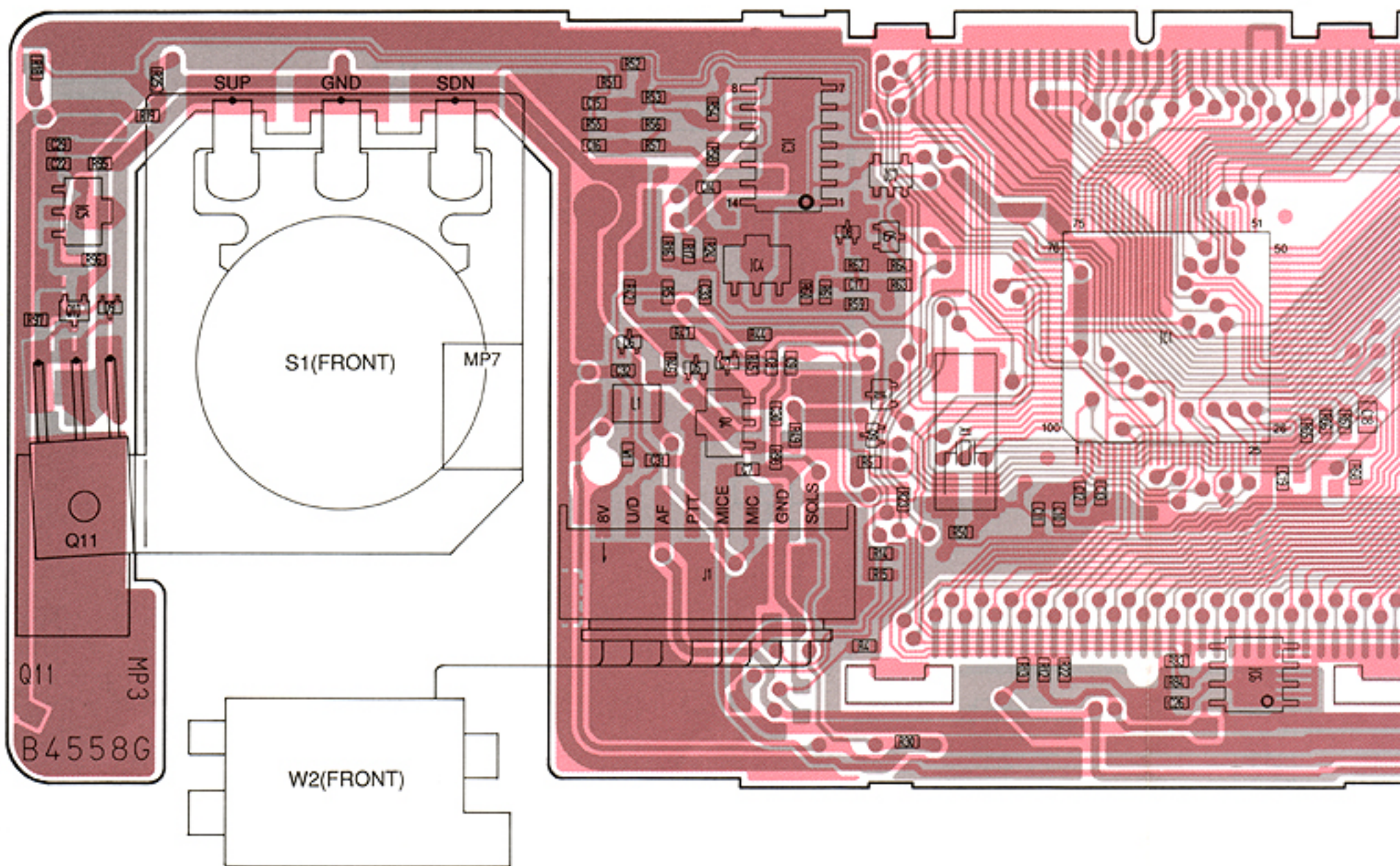


• VR UNIT

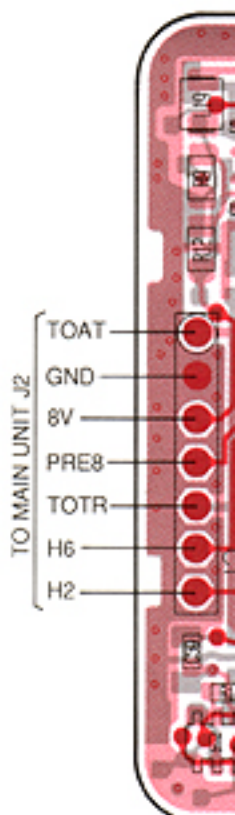




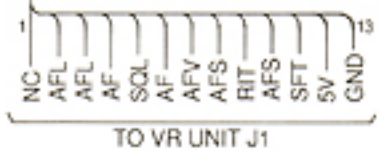
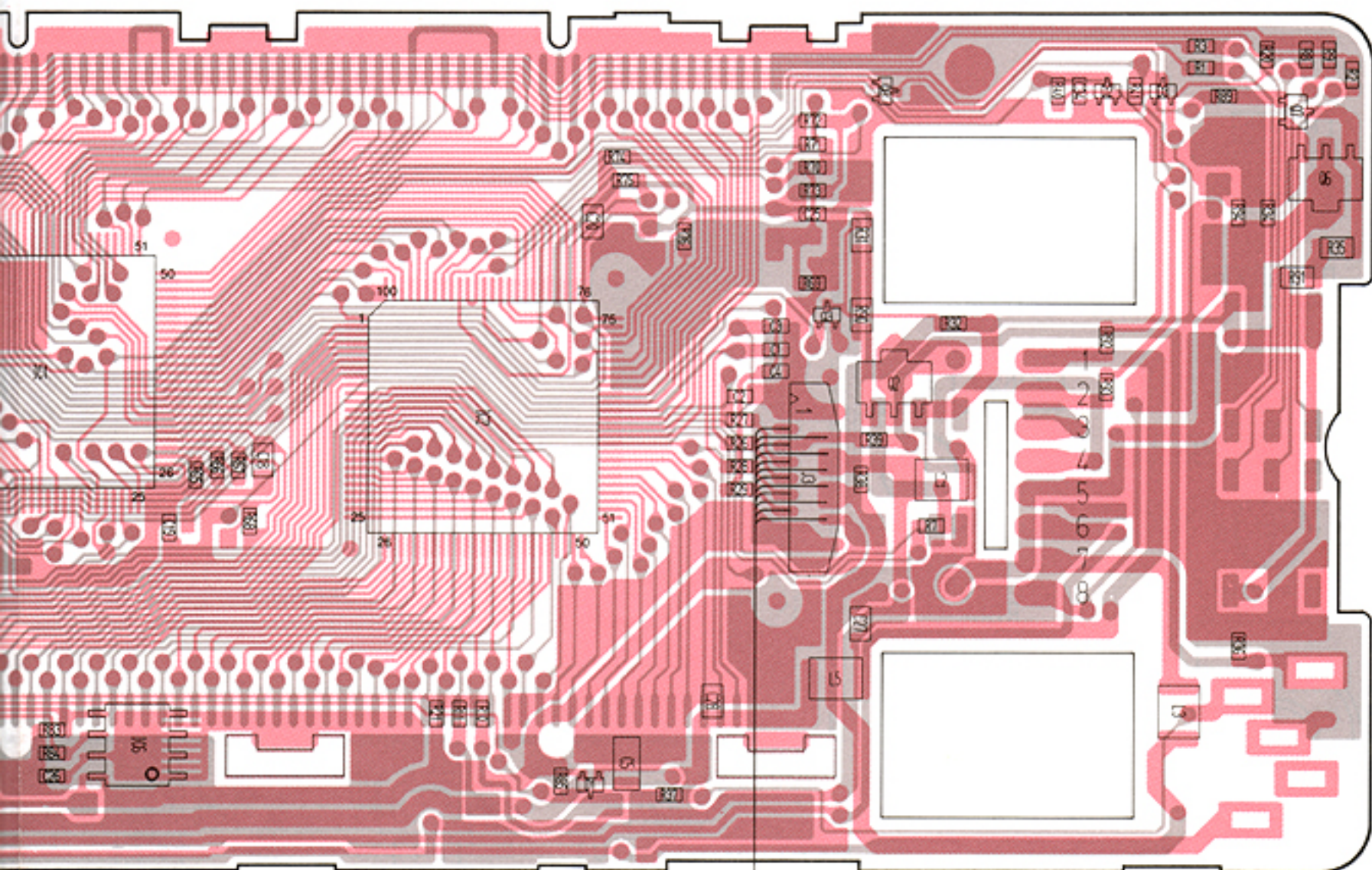
DISPLAY UNIT



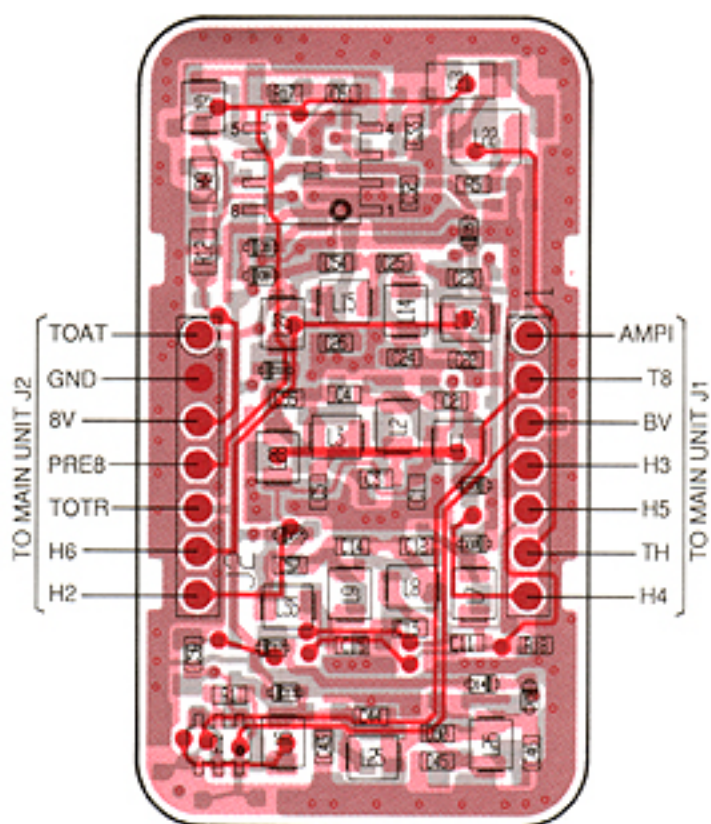
● HPF BOARD







● HPF BOARD















● MAIN UNIT

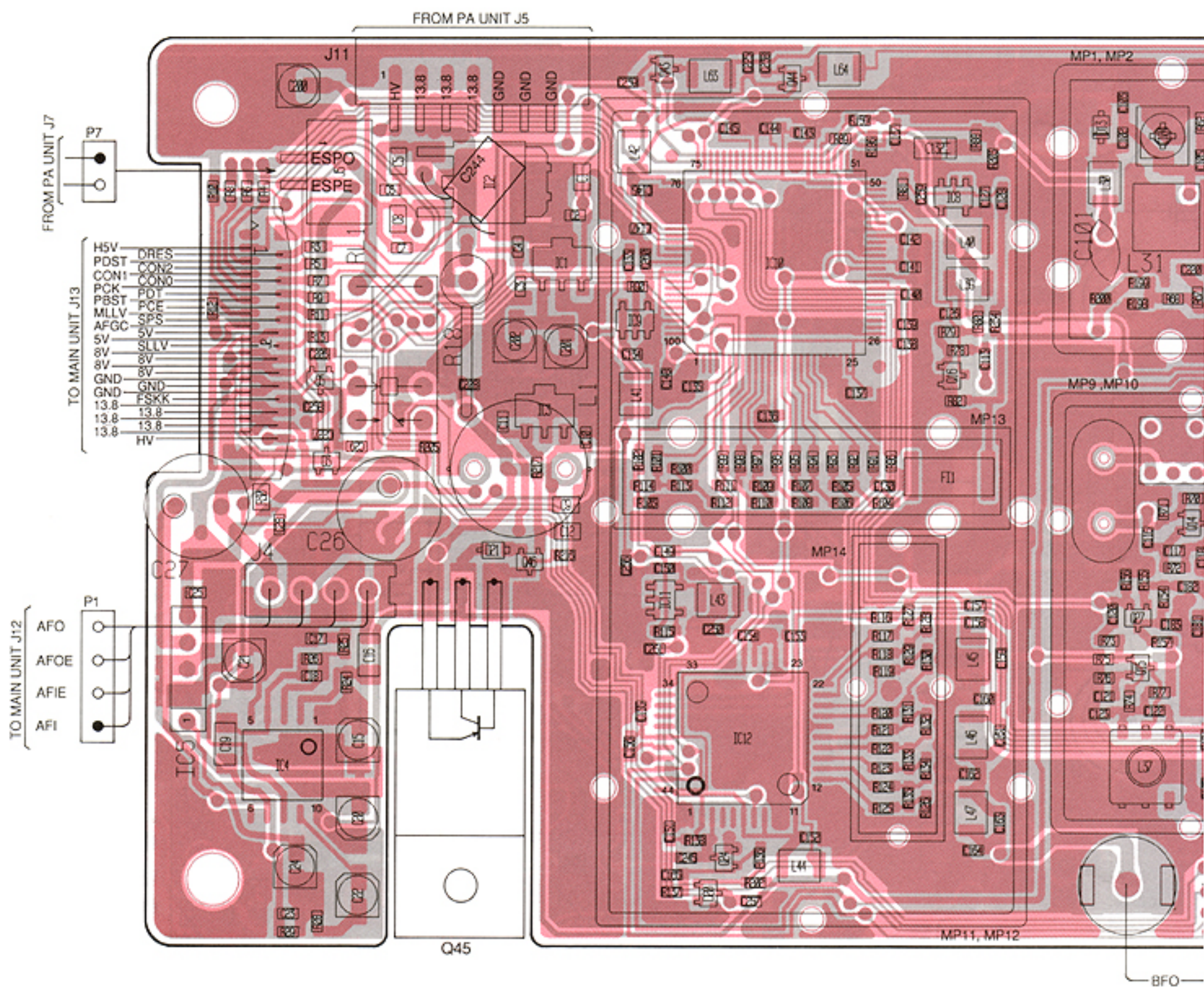








## 8-3 PLL UNIT

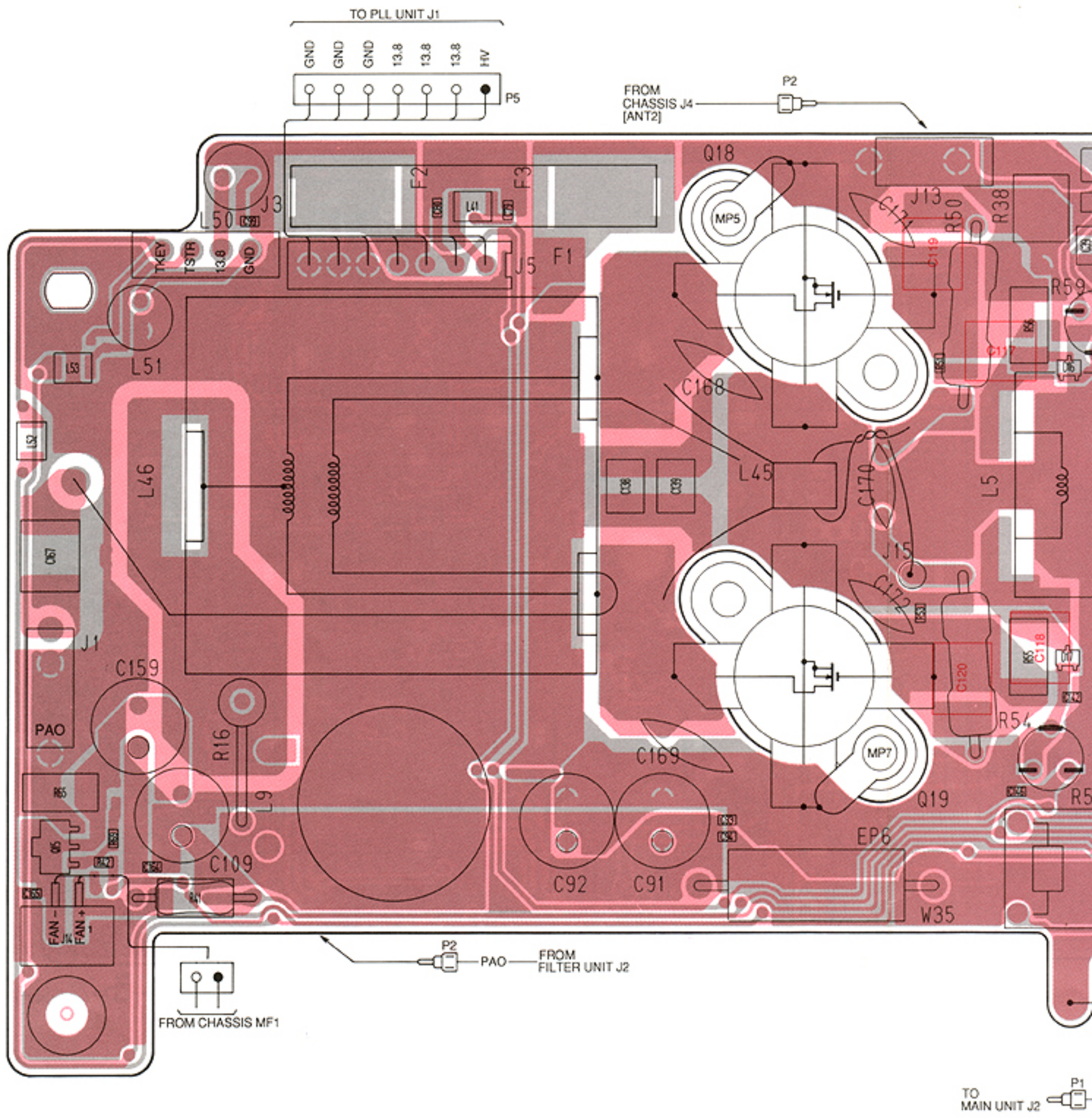




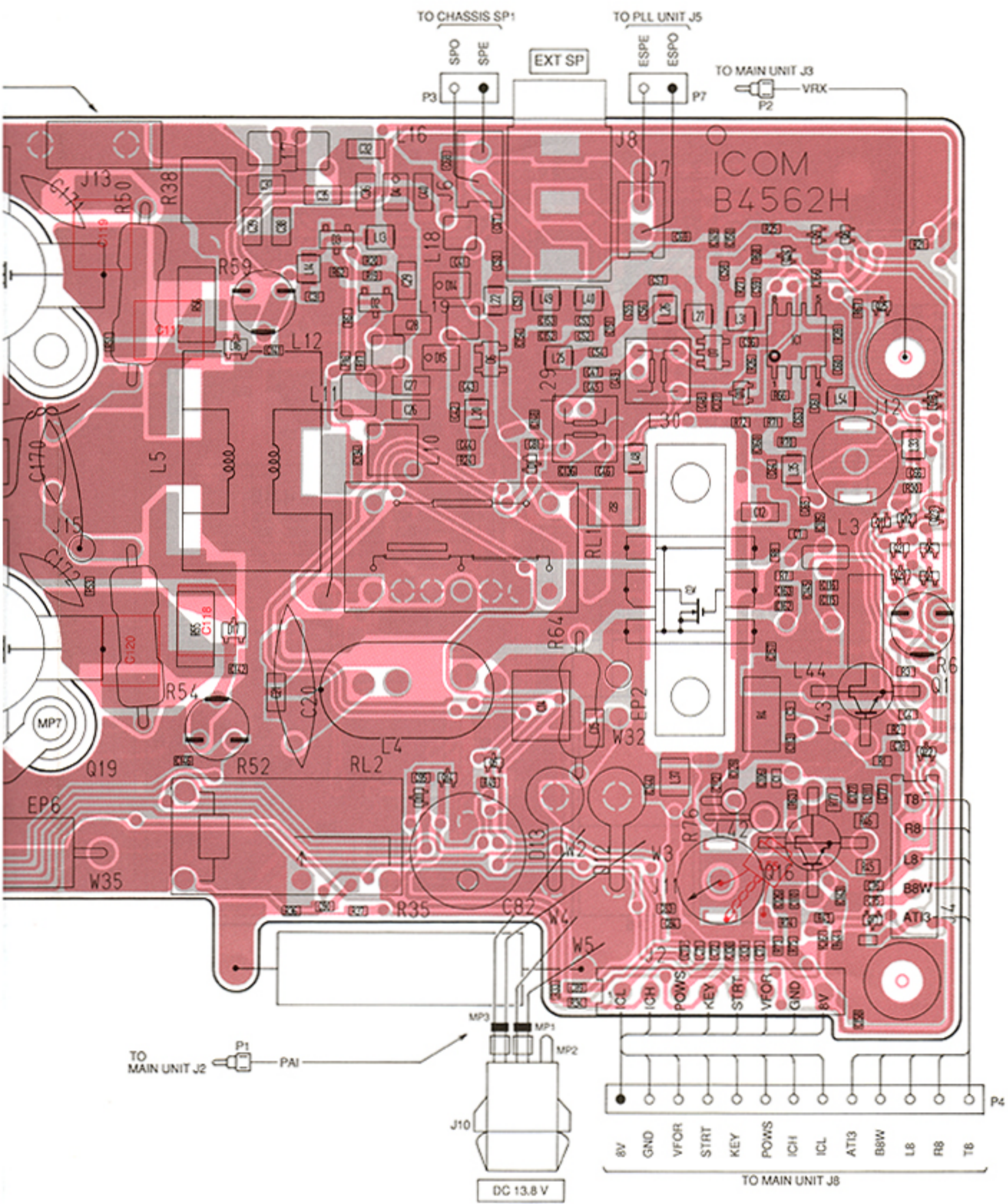




# 4 PA UNIT

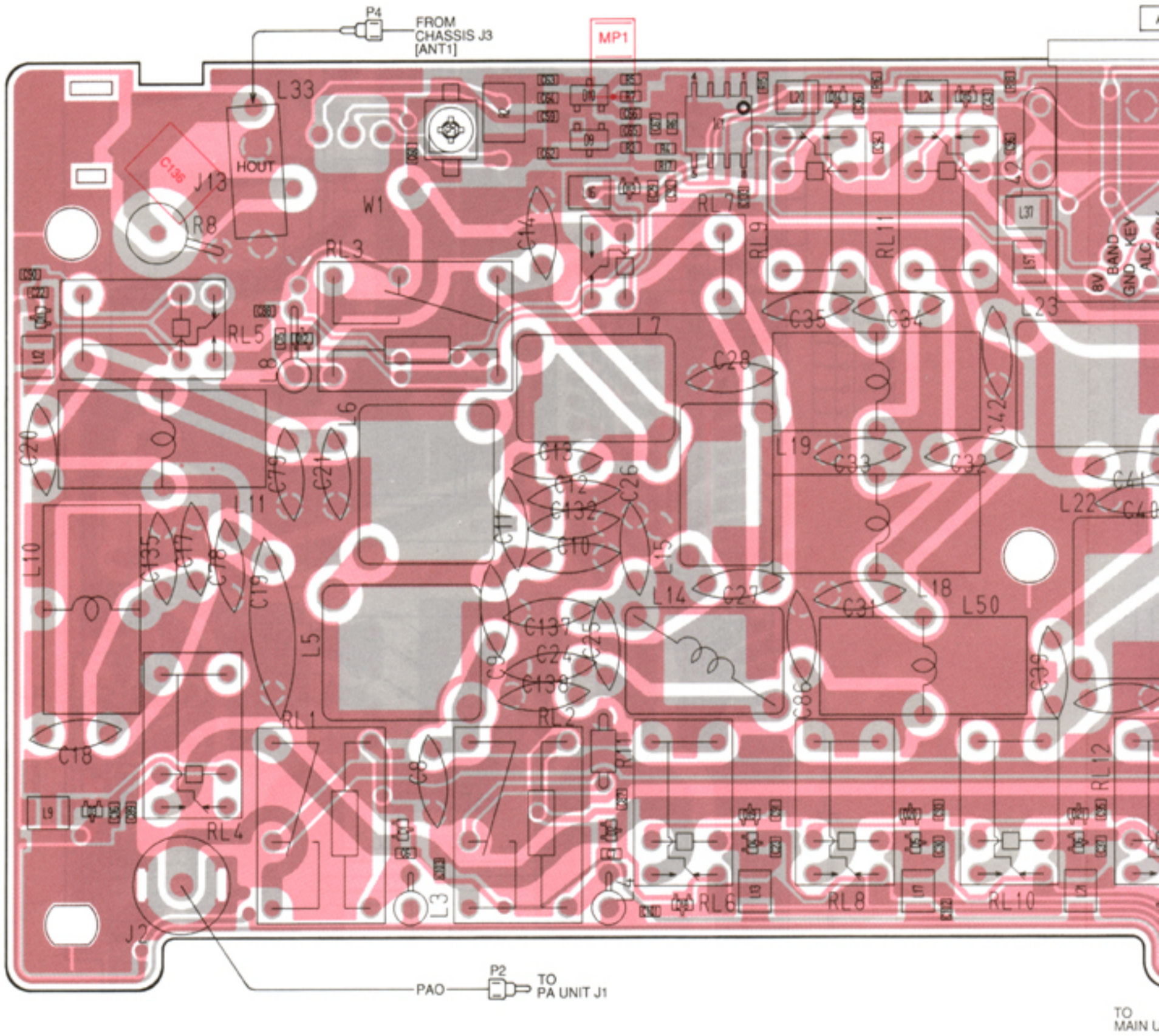




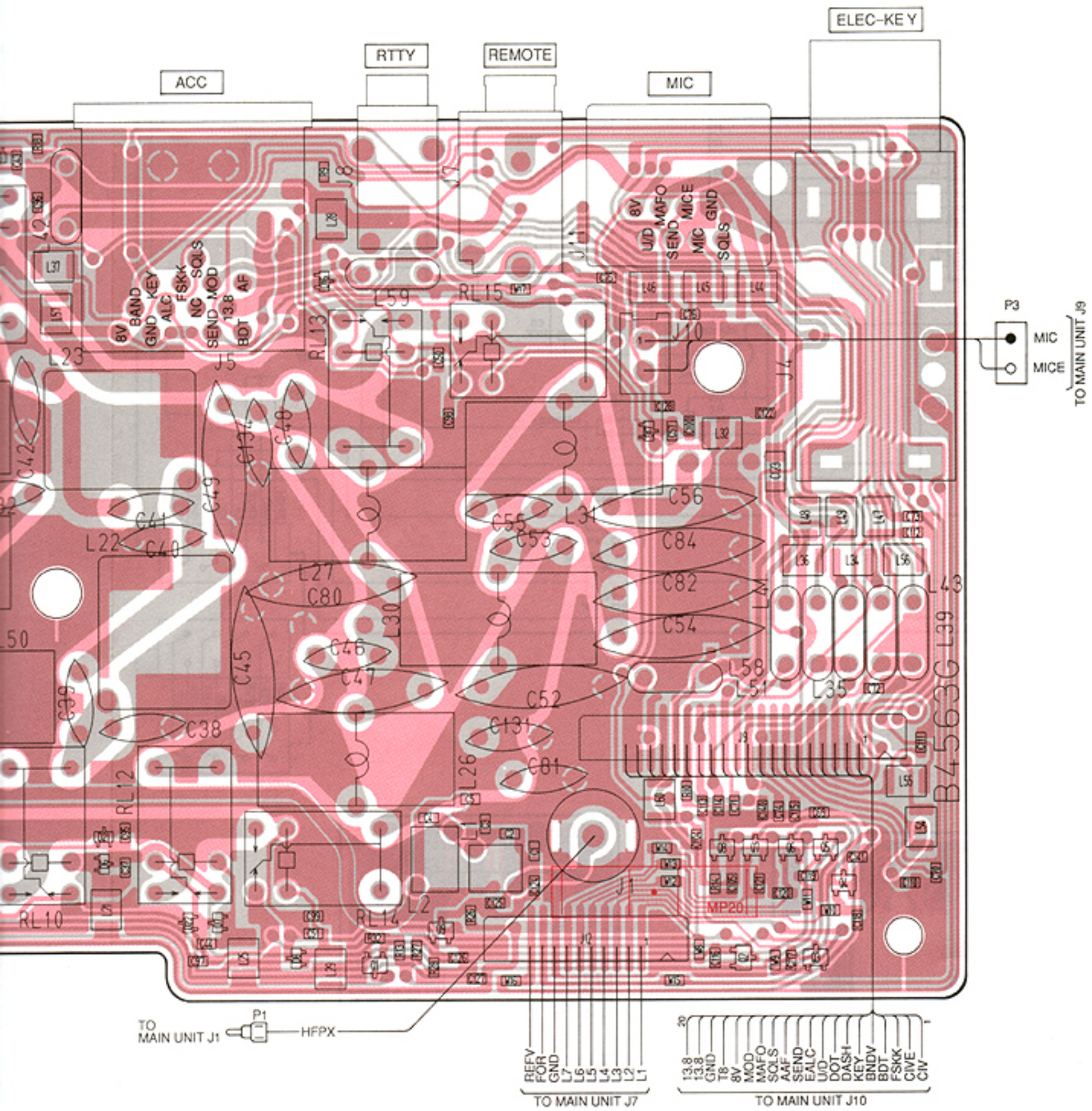




# 8-5 FILTER UNIT



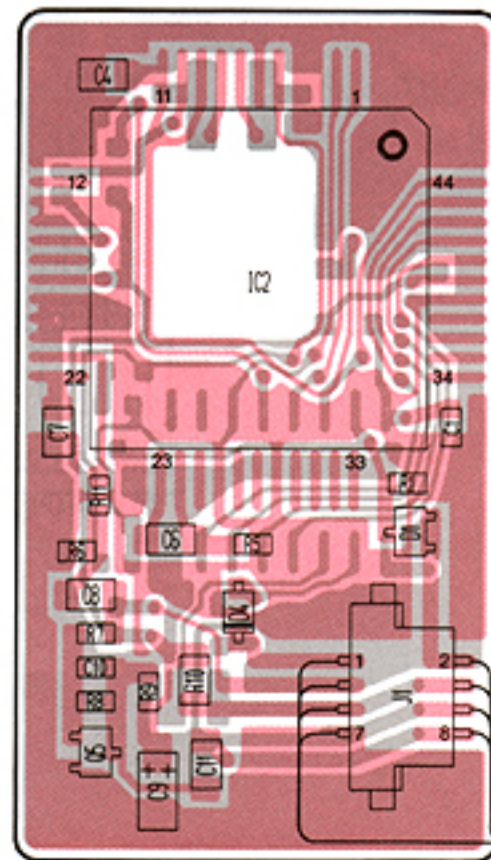
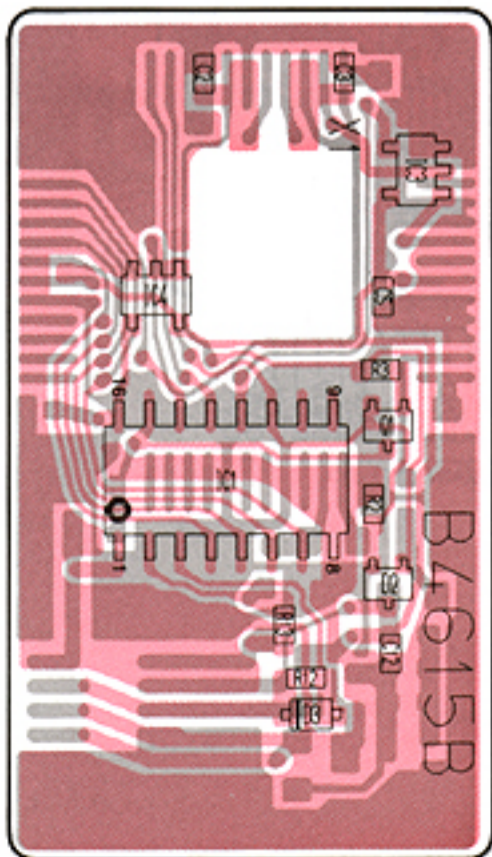
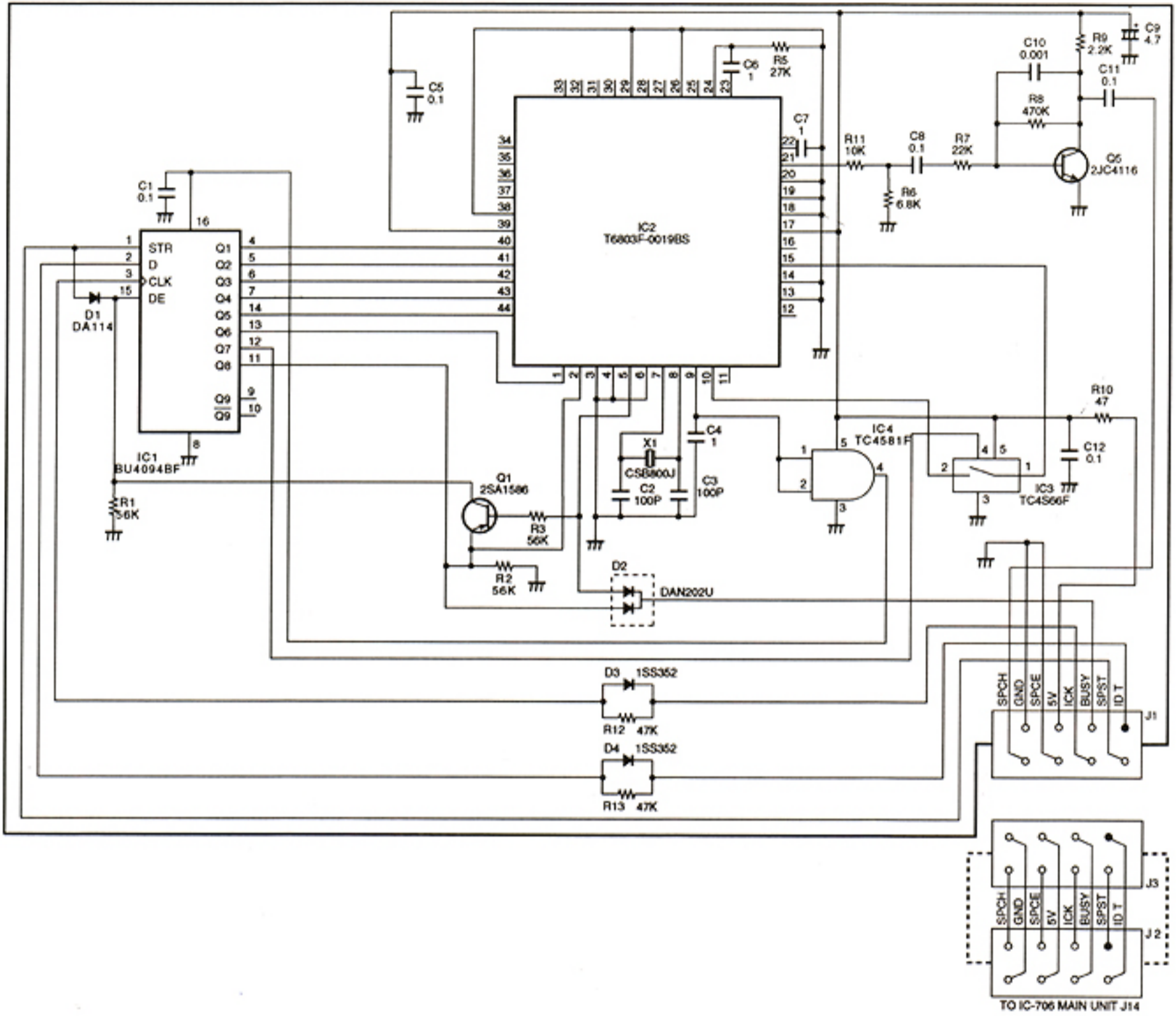






# SECTION 9 OPTIONAL UNITS

## 9-1 UT-102 VOICE SYNTHESIZER UNIT

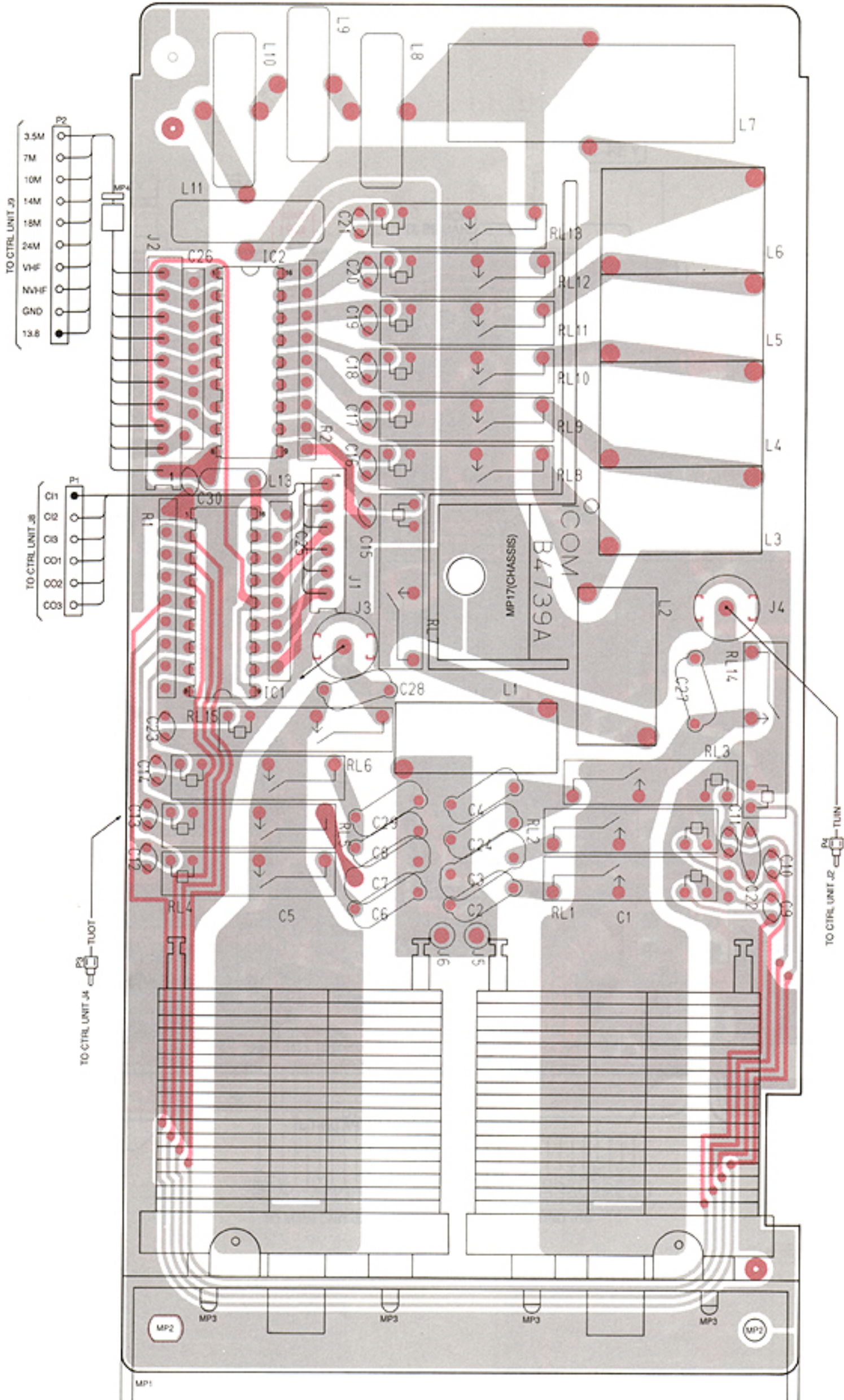


TO IC-706 MAIN UNIT J14



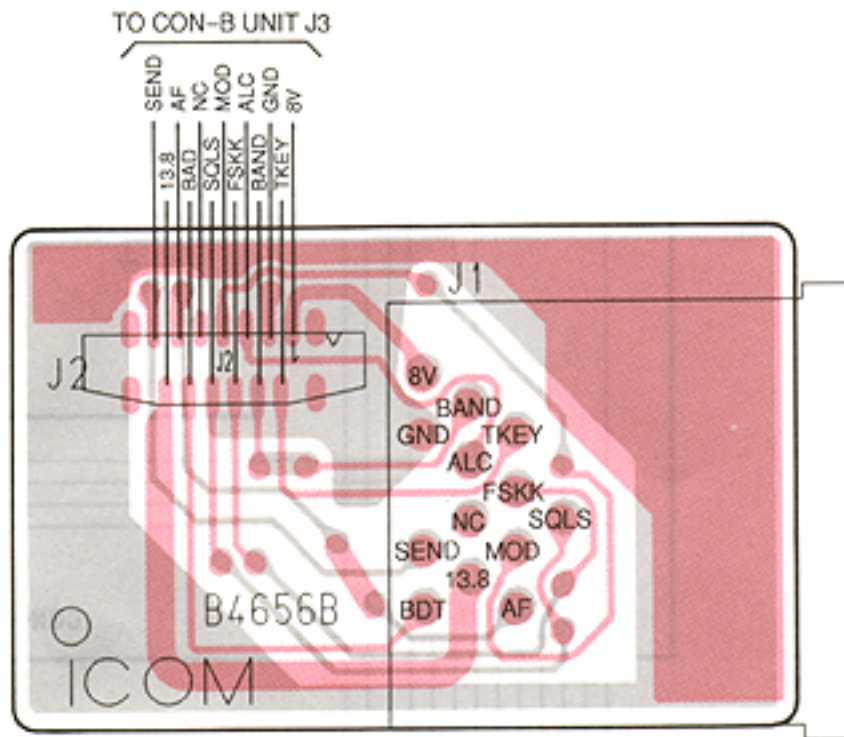
## 9-2 AT-180 HF/50 MHz AUTOMATIC ANTENNA TUNER

### • TUNER UNIT

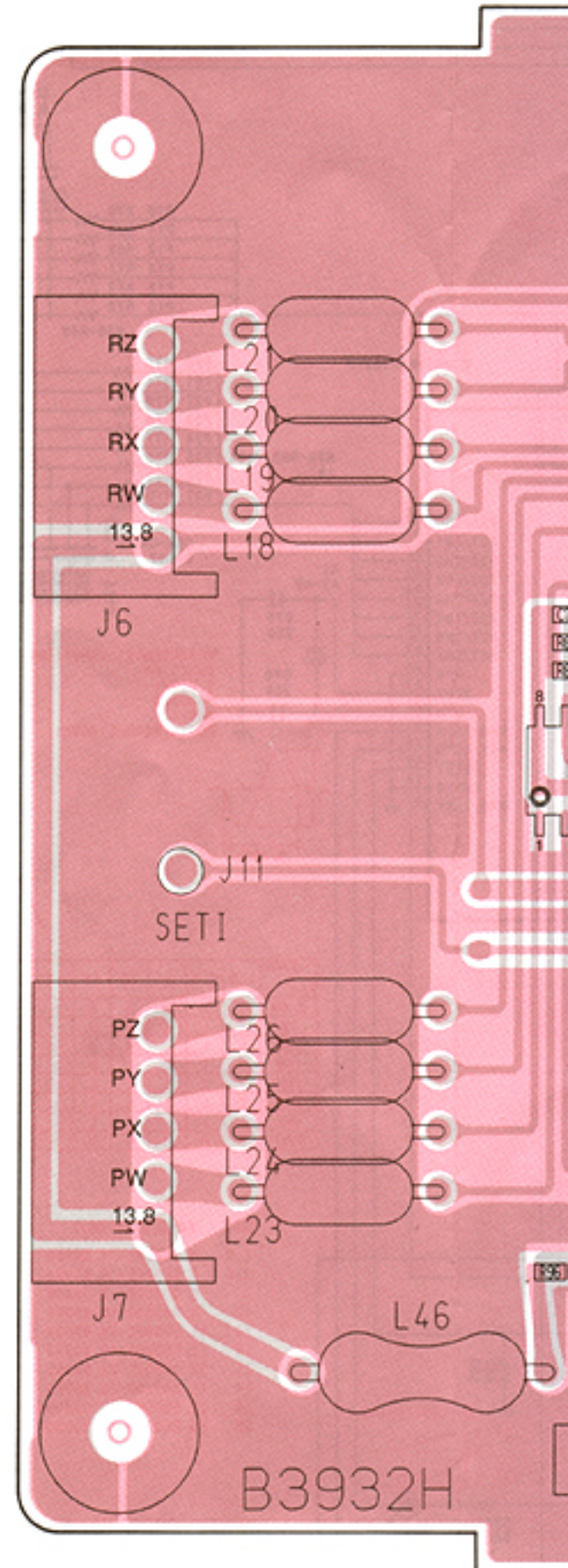




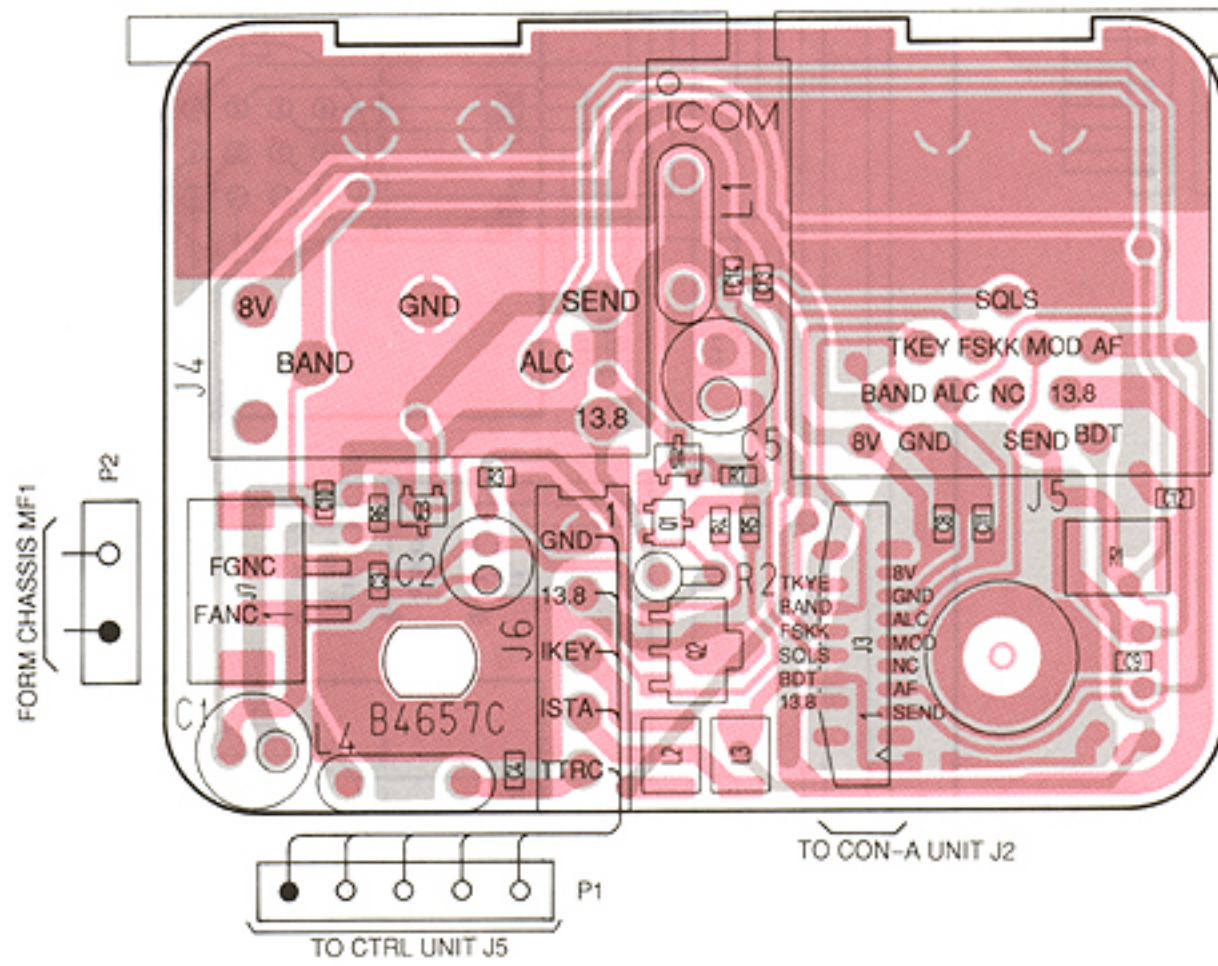
● CON-A UNIT



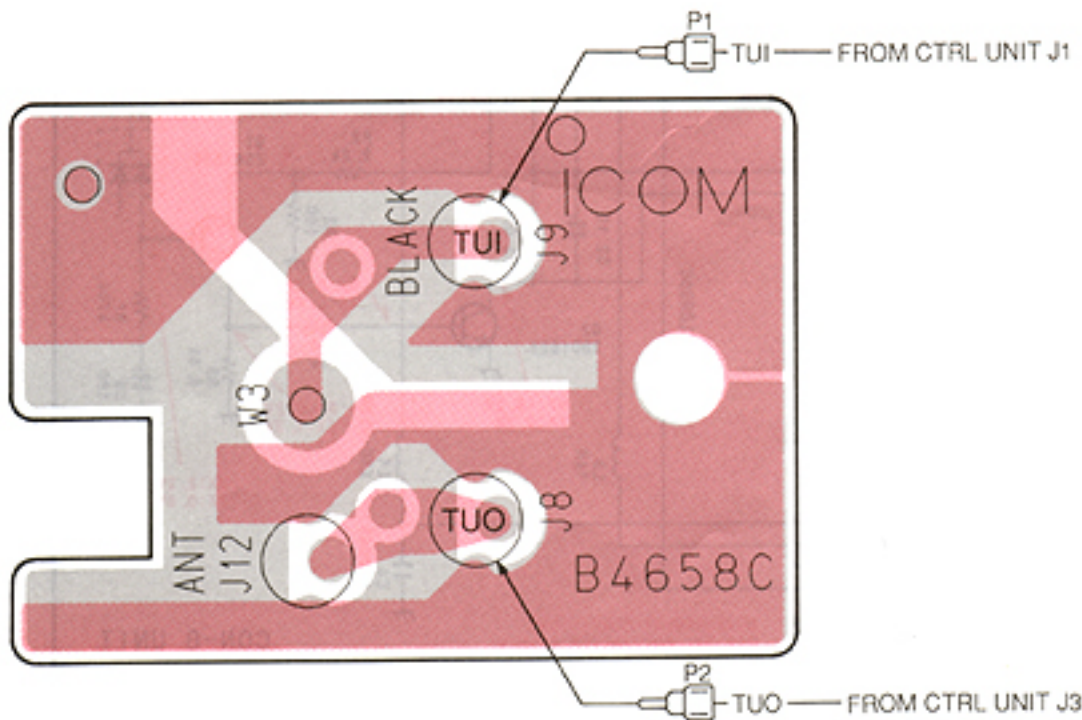
● CTRL UNIT



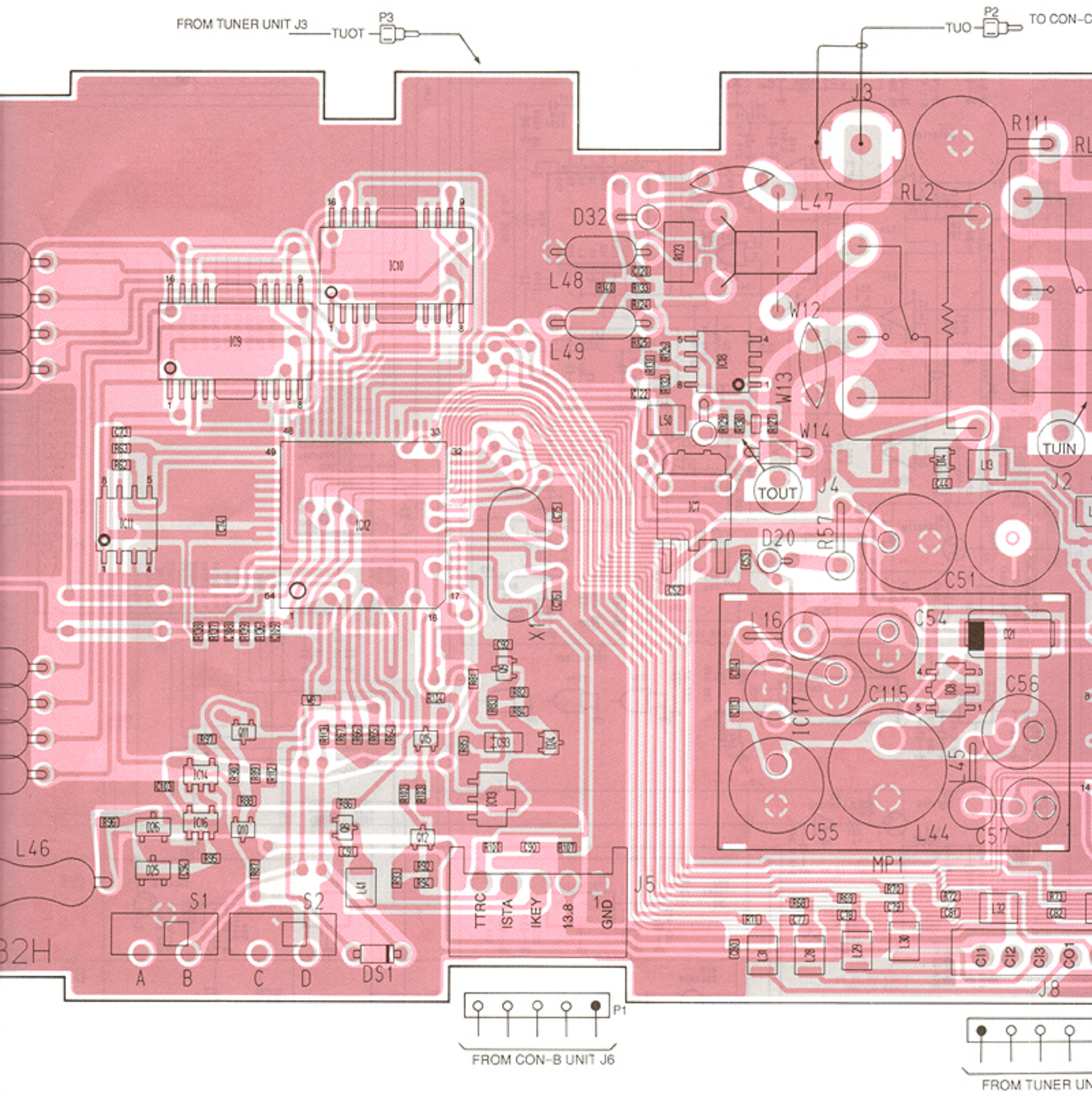
● CON-B UNIT



● CON-C UNIT



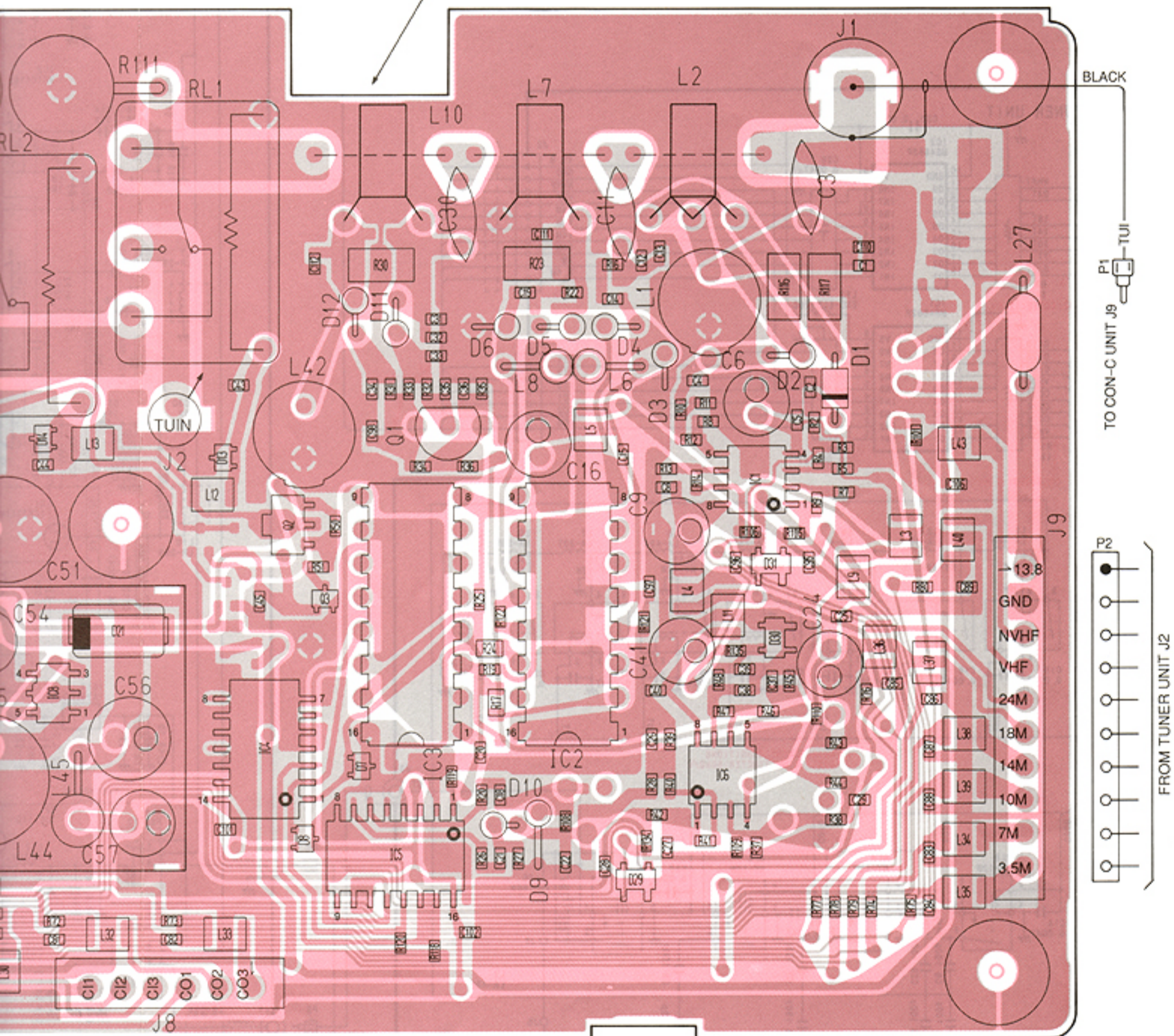






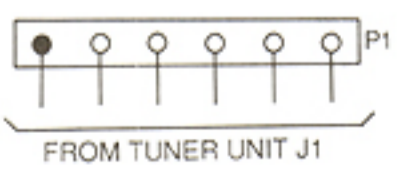
TUO P2 TO CON-C UNIT J8

P4 TUIN FROM TUNER UNIT J4

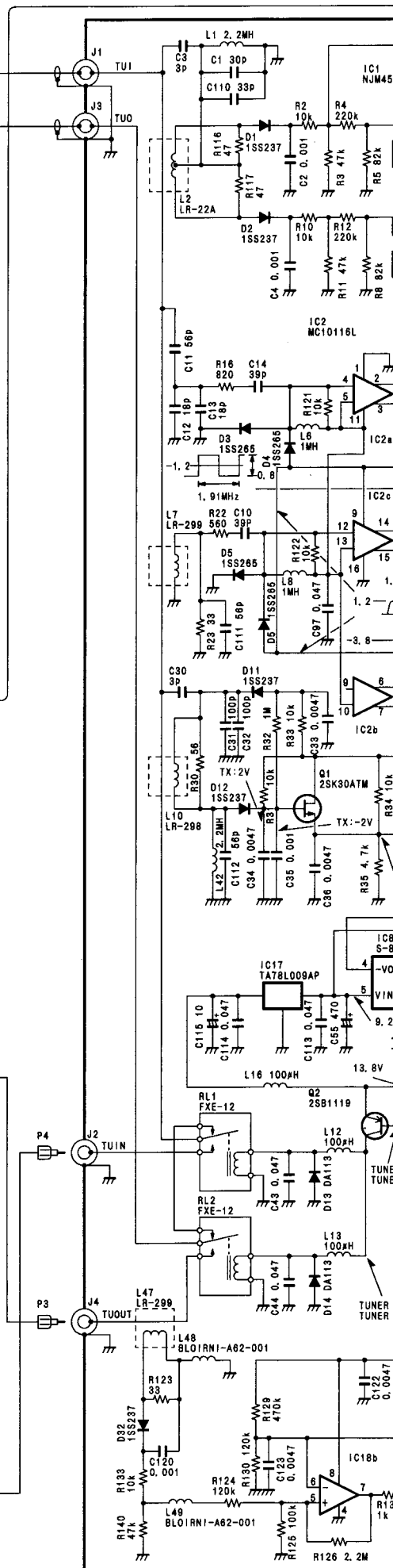
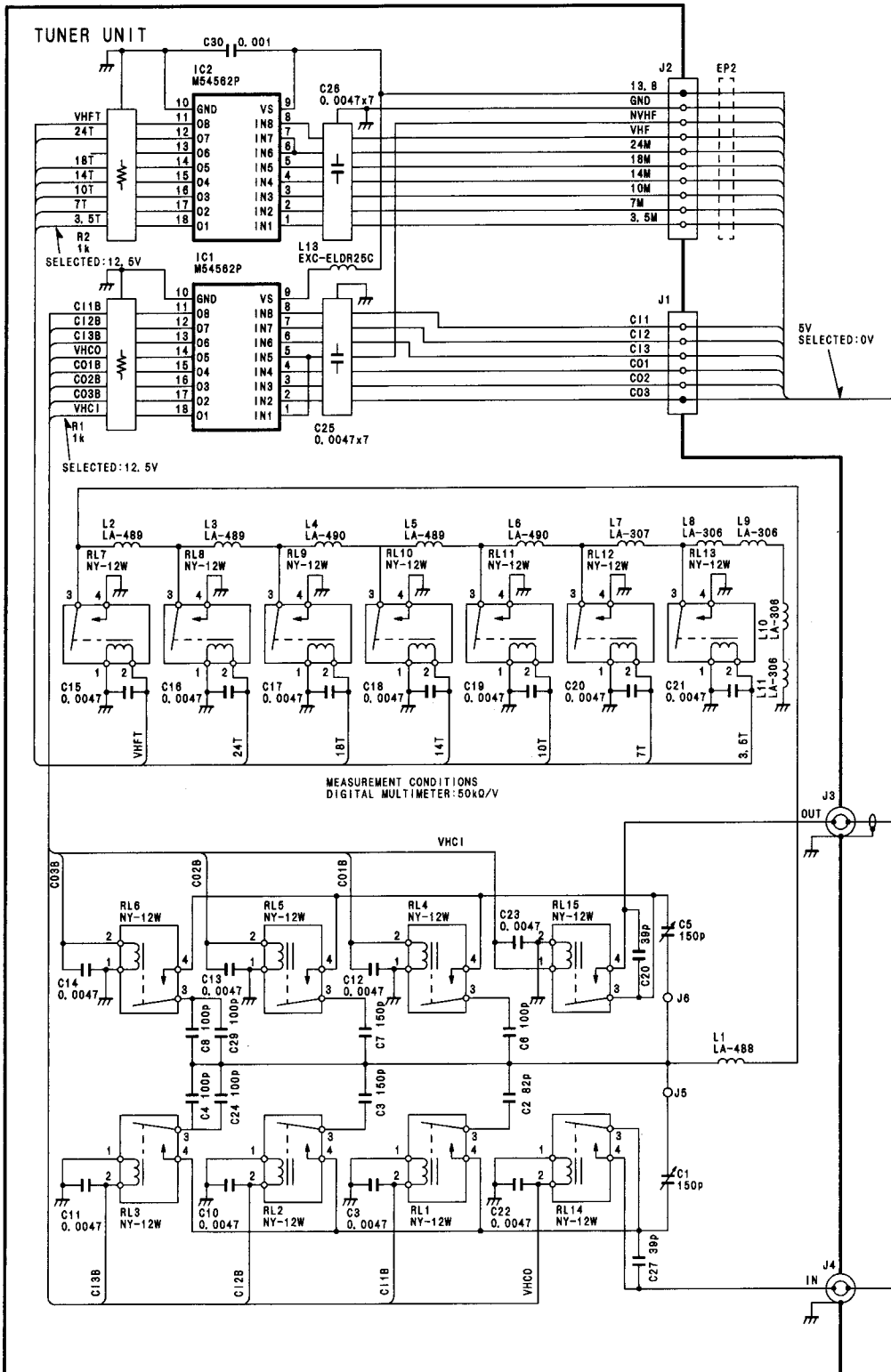
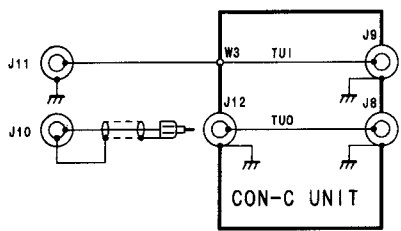


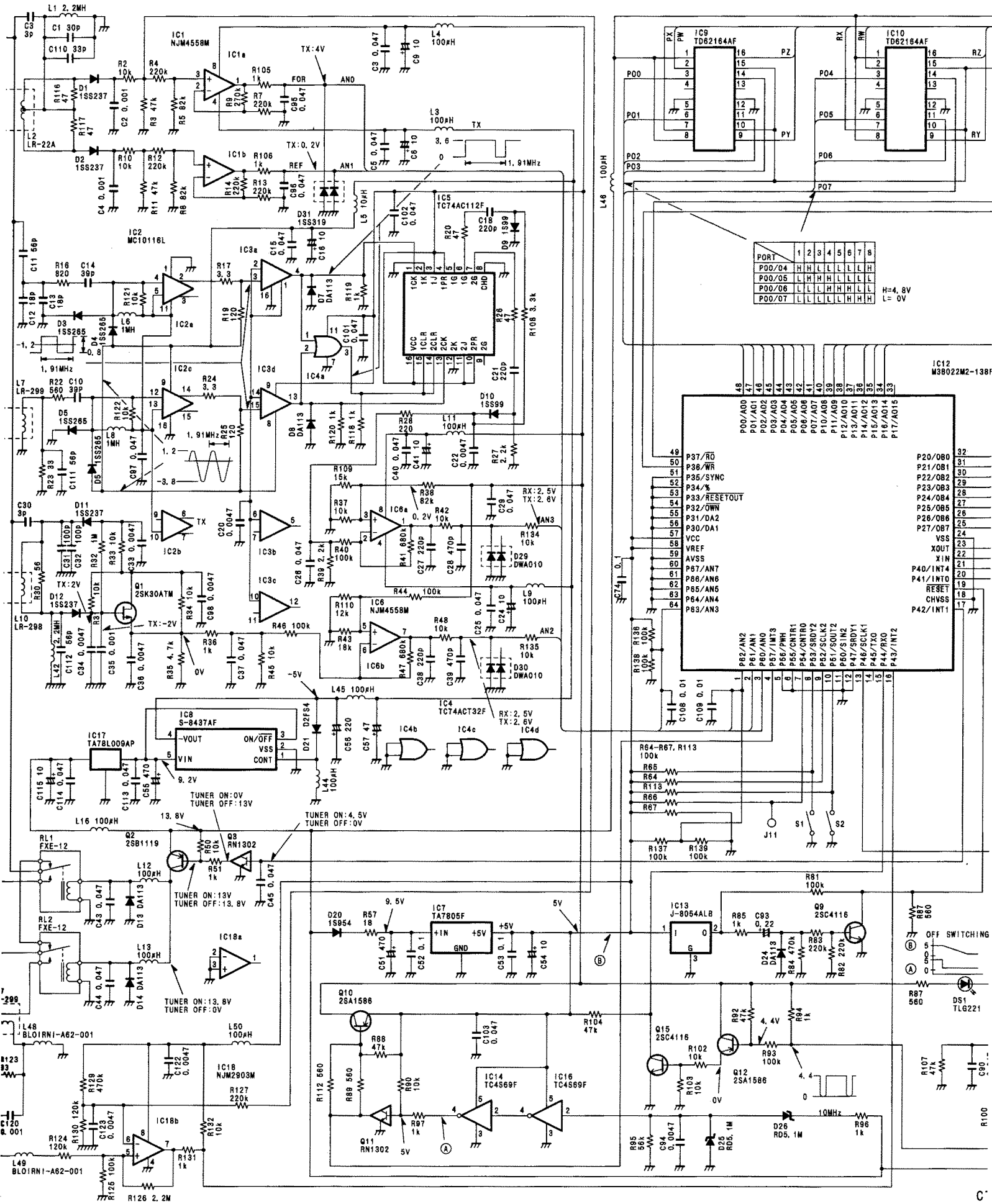
BLACK

P1 TUIN TO CON-C UNIT J9



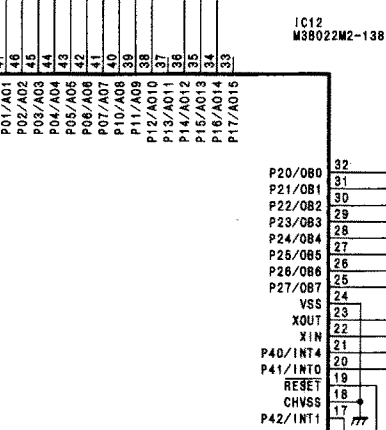


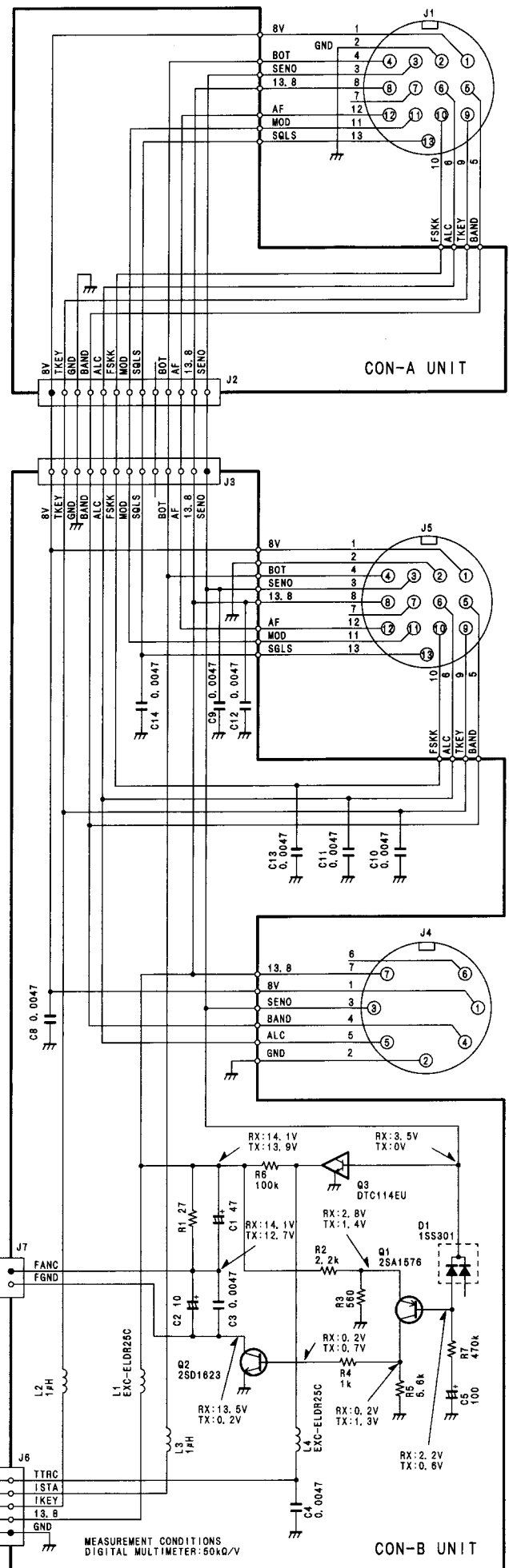
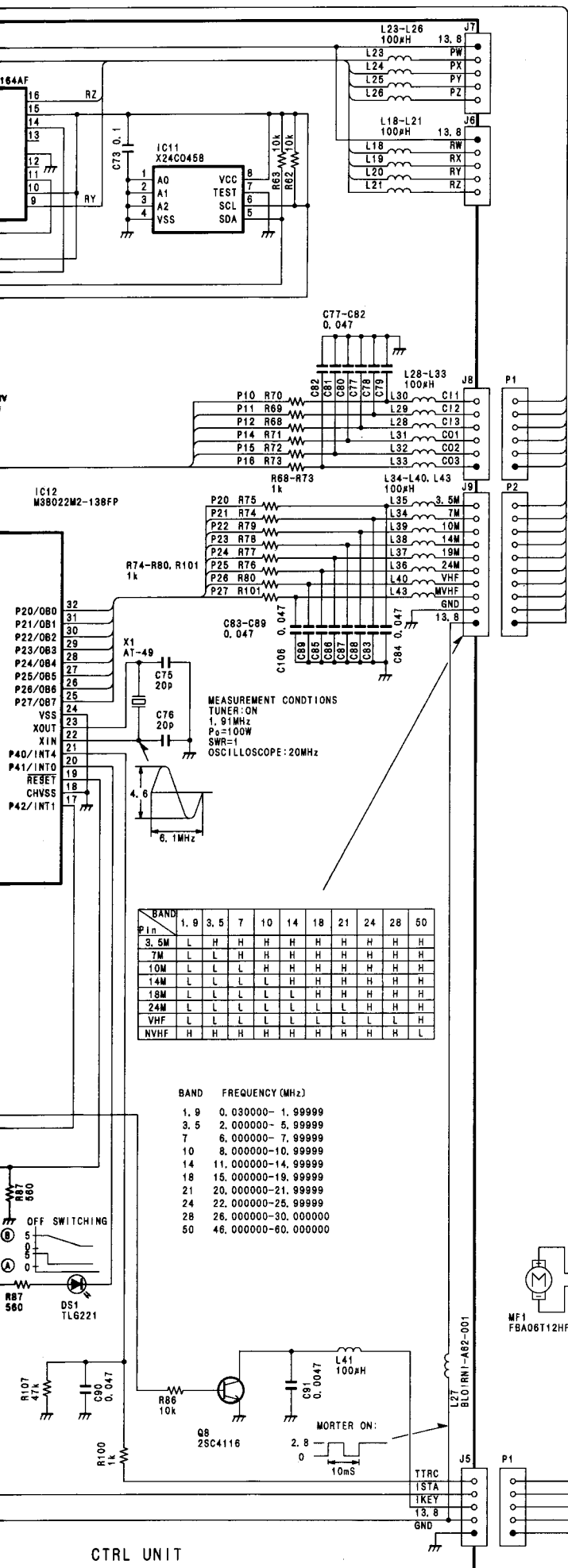




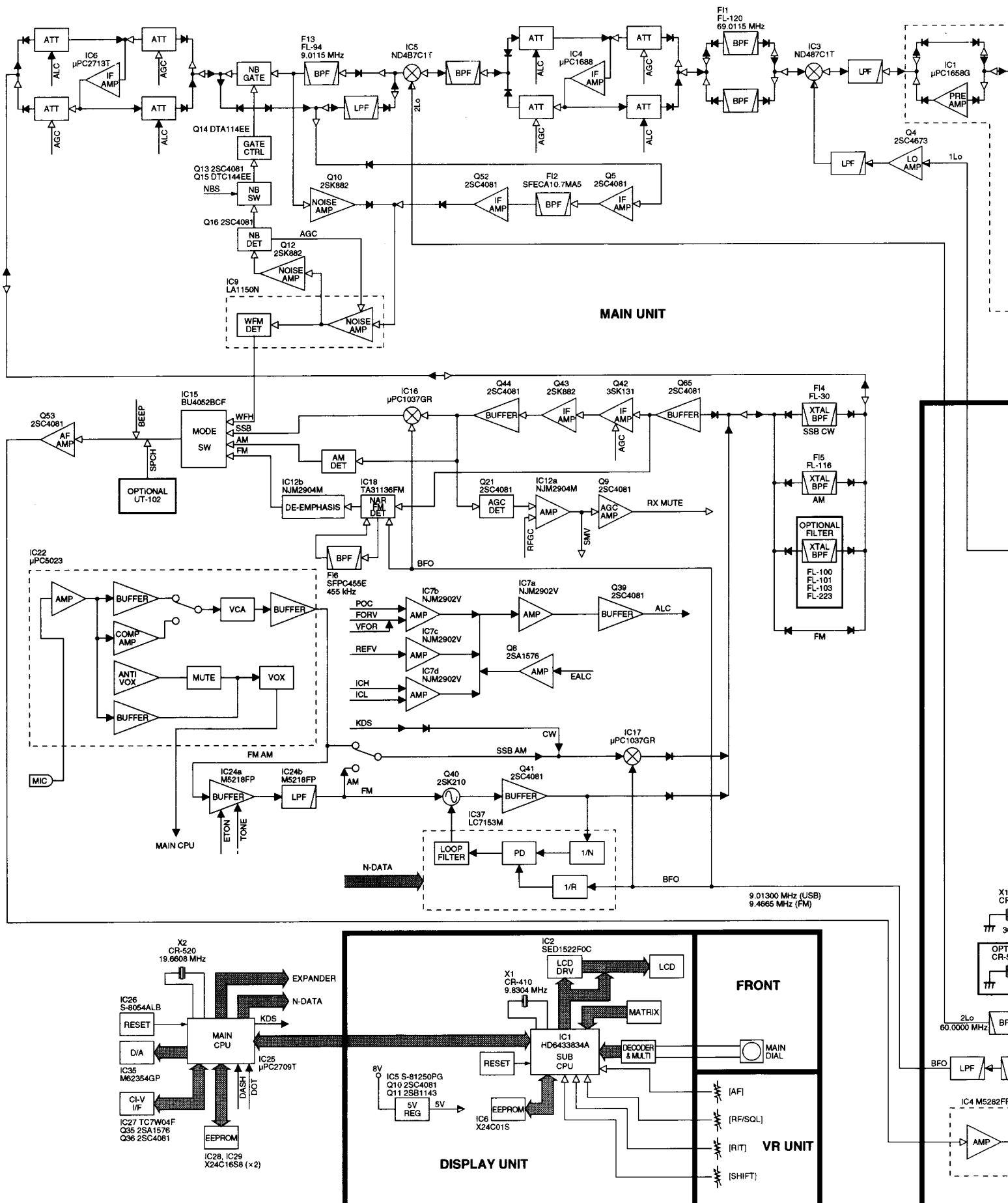
PORT	1	2	3	4	5	6	7	8
P00/04	L	H	L	L	L	L	L	L
P00/05	L	H	H	L	L	L	L	L
P00/06	L	L	L	H	H	L	L	L
P00/07	L	L	L	L	L	H	H	H

H=4, 8V  
L= 0V

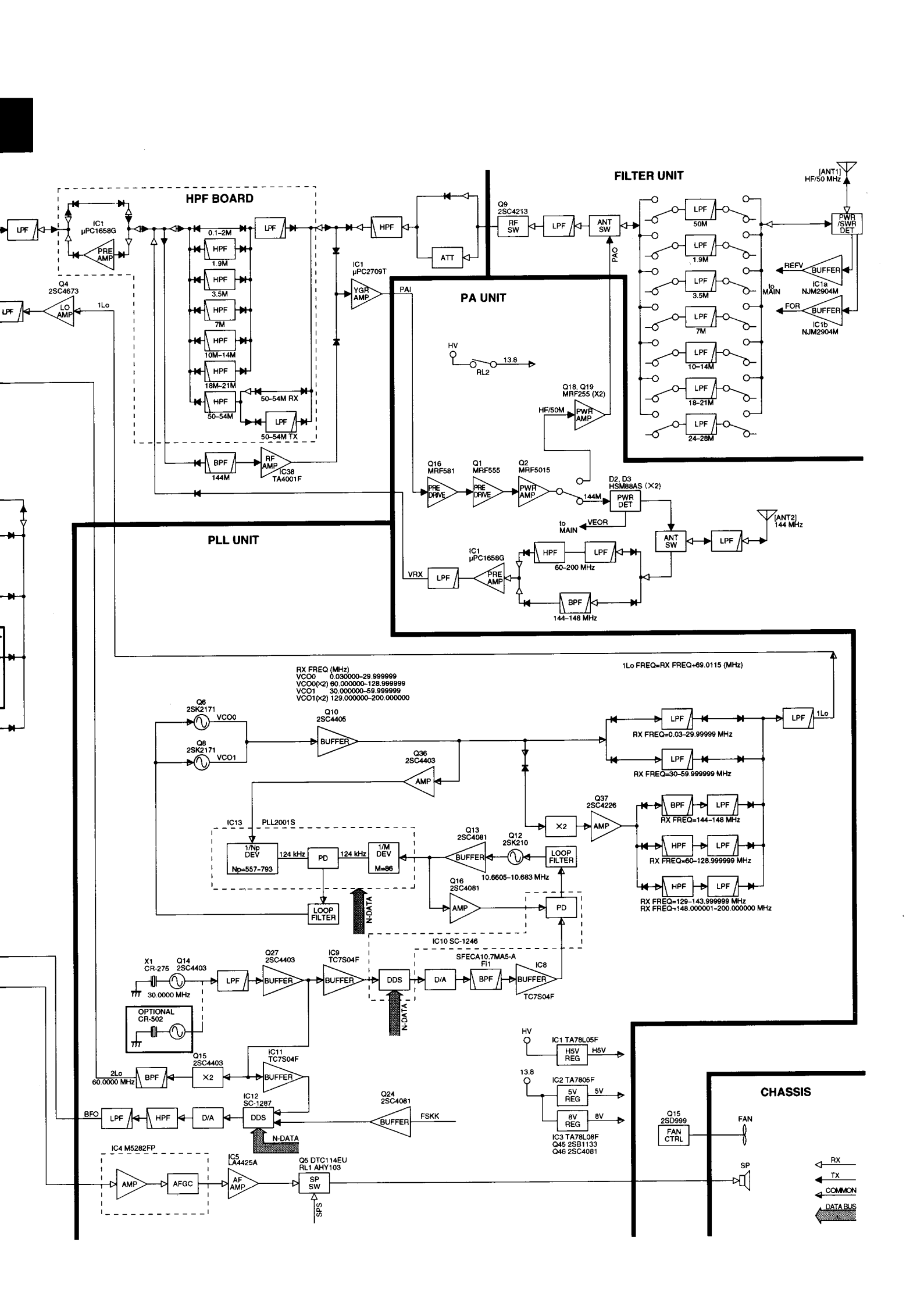




# SECTION 10 BLOCK DIAGRAM







**HPF BOARD**

**PLL UNIT**

**PA UNIT**

**FILTER UNIT**

**CHASSIS**

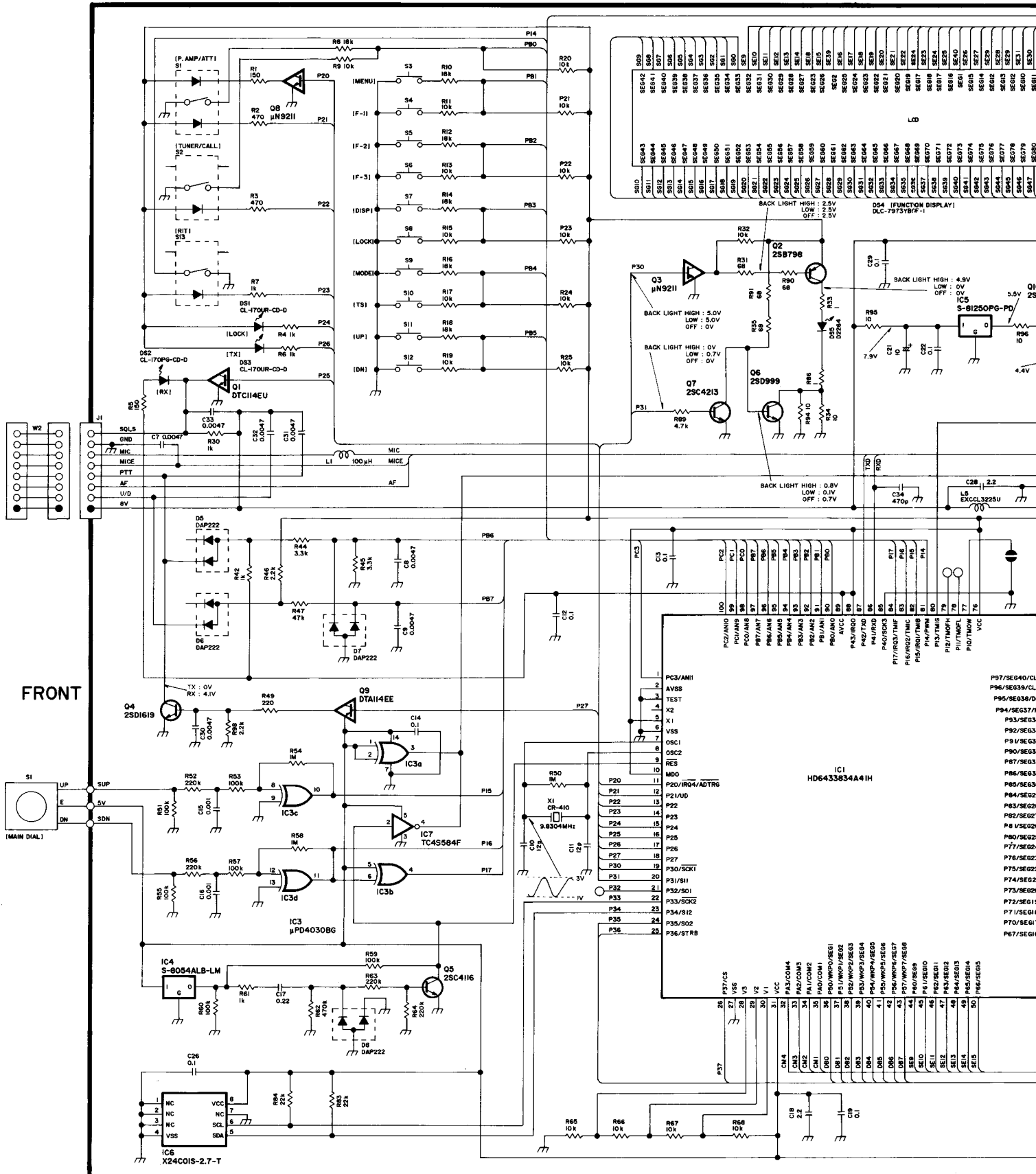
RX FREQ (MHz)  
 VCO0 0.030000-29.999999  
 VCO0(x2) 60.000000-128.999999  
 VCO1 30.000000-59.999999  
 VCO1(x2) 129.000000-200.000000

1Lo FREQ=RX FREQ+69.0115 (MHz)

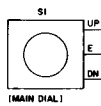
RX FREQ=0.03-29.99999 MHz  
 RX FREQ=30-59.99999 MHz  
 RX FREQ=144-148 MHz  
 RX FREQ=60-128.99999 MHz  
 RX FREQ=129-143.99999 MHz  
 RX FREQ=148.000001-200.000000 MHz

← RX  
 ← TX  
 ← COMMON  
 ← DATA BUS

# SECTION 11 VOLTAGE DIAGRAM

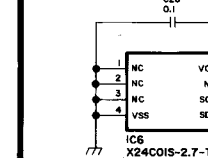
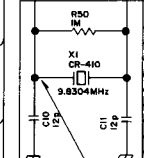


FRONT



Label	Value
SE010	500
SE011	500
SE012	500
SE013	500
SE014	500
SE015	500
SE016	500
SE017	500
SE018	500
SE019	500
SE020	500
SE021	500
SE022	500
SE023	500
SE024	500
SE025	500
SE026	500
SE027	500
SE028	500
SE029	500
SE030	500
SE031	500
SE032	500
SE033	500
SE034	500
SE035	500
SE036	500
SE037	500
SE038	500
SE039	500
SE040	500
SE041	500
SE042	500
SE043	500
SE044	500
SE045	500
SE046	500
SE047	500
SE048	500
SE049	500
SE050	500
SE051	500
SE052	500
SE053	500
SE054	500
SE055	500
SE056	500
SE057	500
SE058	500
SE059	500
SE060	500
SE061	500
SE062	500
SE063	500
SE064	500
SE065	500
SE066	500
SE067	500
SE068	500
SE069	500
SE070	500
SE071	500
SE072	500
SE073	500
SE074	500
SE075	500
SE076	500
SE077	500
SE078	500
SE079	500
SE080	500
SE081	500
SE082	500
SE083	500
SE084	500
SE085	500
SE086	500
SE087	500
SE088	500
SE089	500
SE090	500
SE091	500
SE092	500
SE093	500
SE094	500
SE095	500
SE096	500
SE097	500
SE098	500
SE099	500
SE100	500

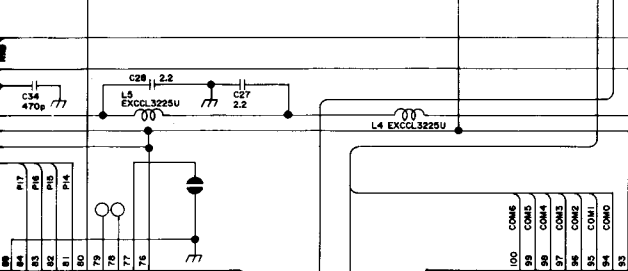
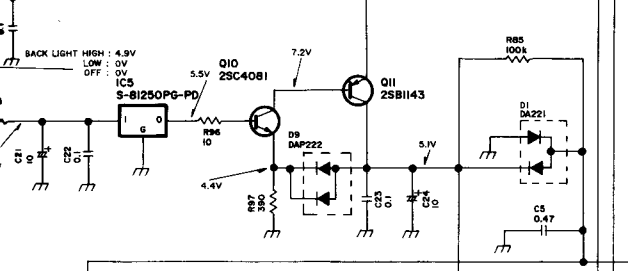
P97/SEG0/C	P96/SEG9/C
P95/SEG8/D	P94/SEG7/F
P93/SEG6/G	P92/SEG5/G
P91/SEG3/H	P90/SEG2/H
P87/SEG0/I	P86/SEG0/I
P85/SEG3/J	P84/SEG2/J
P83/SEG0/K	P82/SEG0/K
P81/SEG3/L	P80/SEG2/L
P77/SEG0/M	P76/SEG0/M
P75/SEG2/N	P74/SEG0/N
P73/SEG0/O	P72/SEG0/O
P71/SEG0/P	P70/SEG0/P
P67/SEG0/Q	P66/SEG0/Q




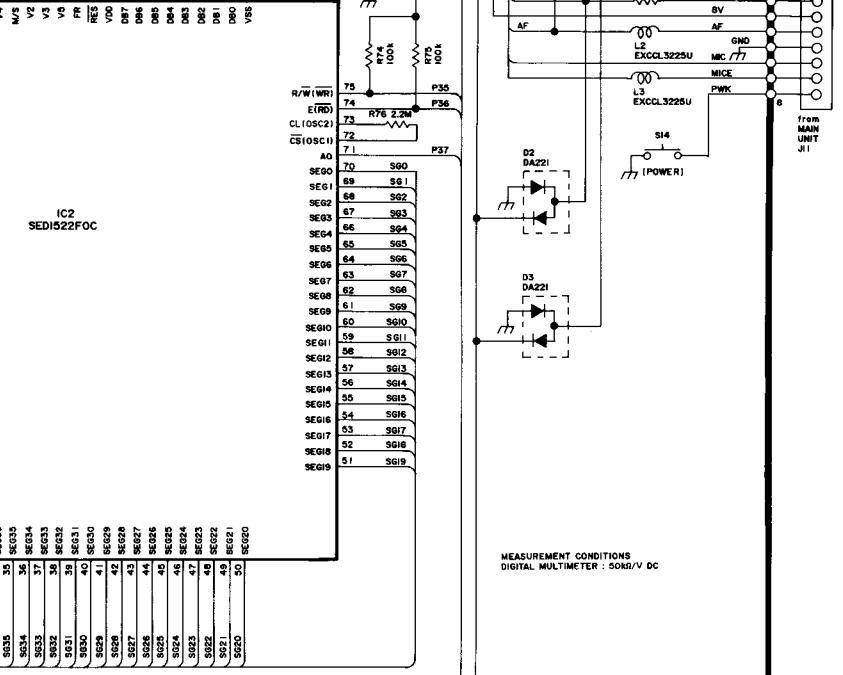
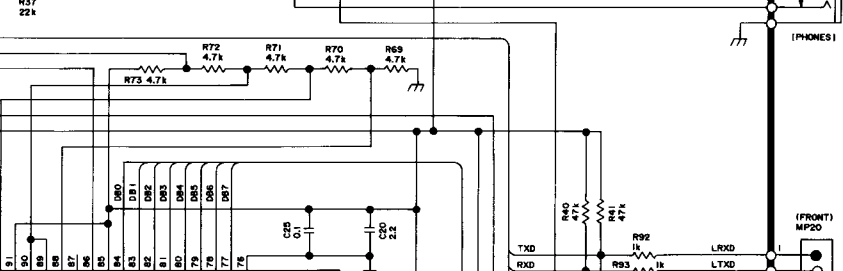
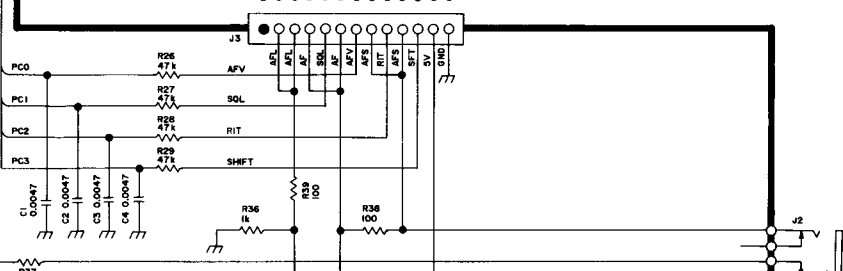
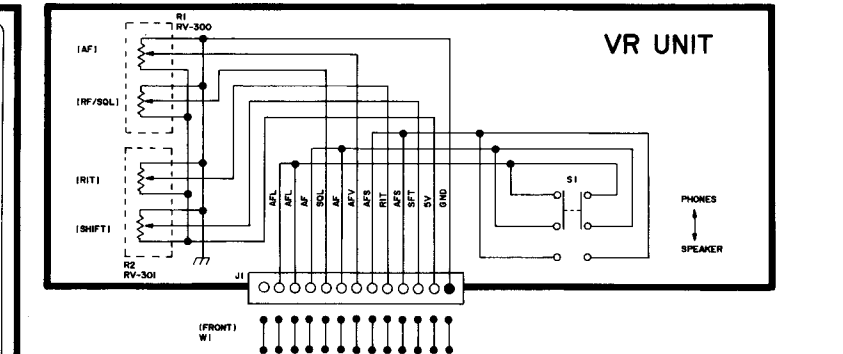
LD

SE01	SE02	SE03	SE04	SE05	SE06	SE07	SE08	SE09	SE10	SE11	SE12	SE13	SE14	SE15	SE16	SE17	SE18	SE19	SE20	SE21	SE22	SE23	SE24	SE25	SE26	SE27	SE28	SE29	SE30	SE31	SE32	SE33	SE34	SE35	SE36	SE37	SE38	SE39	SE40	SE41	SE42	SE43	SE44	SE45	SE46	SE47	SE48	SE49	SE50	SE51	SE52	SE53	SE54	SE55	SE56	SE57	SE58	SE59	SE60	SE61	SE62	SE63	SE64	SE65	SE66	SE67	SE68	SE69	SE70	SE71	SE72	SE73	SE74	SE75	SE76	SE77	SE78	SE79	SE80	SE81	SE82	SE83	SE84	SE85	SE86	SE87	SE88	SE89	SE90	SE91	SE92	SE93	SE94	SE95	SE96	SE97	SE98	SE99	SE00
------	------	------	------	------	------	------	------	------	------	------	------	------	------	------	------	------	------	------	------	------	------	------	------	------	------	------	------	------	------	------	------	------	------	------	------	------	------	------	------	------	------	------	------	------	------	------	------	------	------	------	------	------	------	------	------	------	------	------	------	------	------	------	------	------	------	------	------	------	------	------	------	------	------	------	------	------	------	------	------	------	------	------	------	------	------	------	------	------	------	------	------	------	------	------	------	------	------	------	------

FUNCTION DISPLAY  
LE-7973YB/F-1

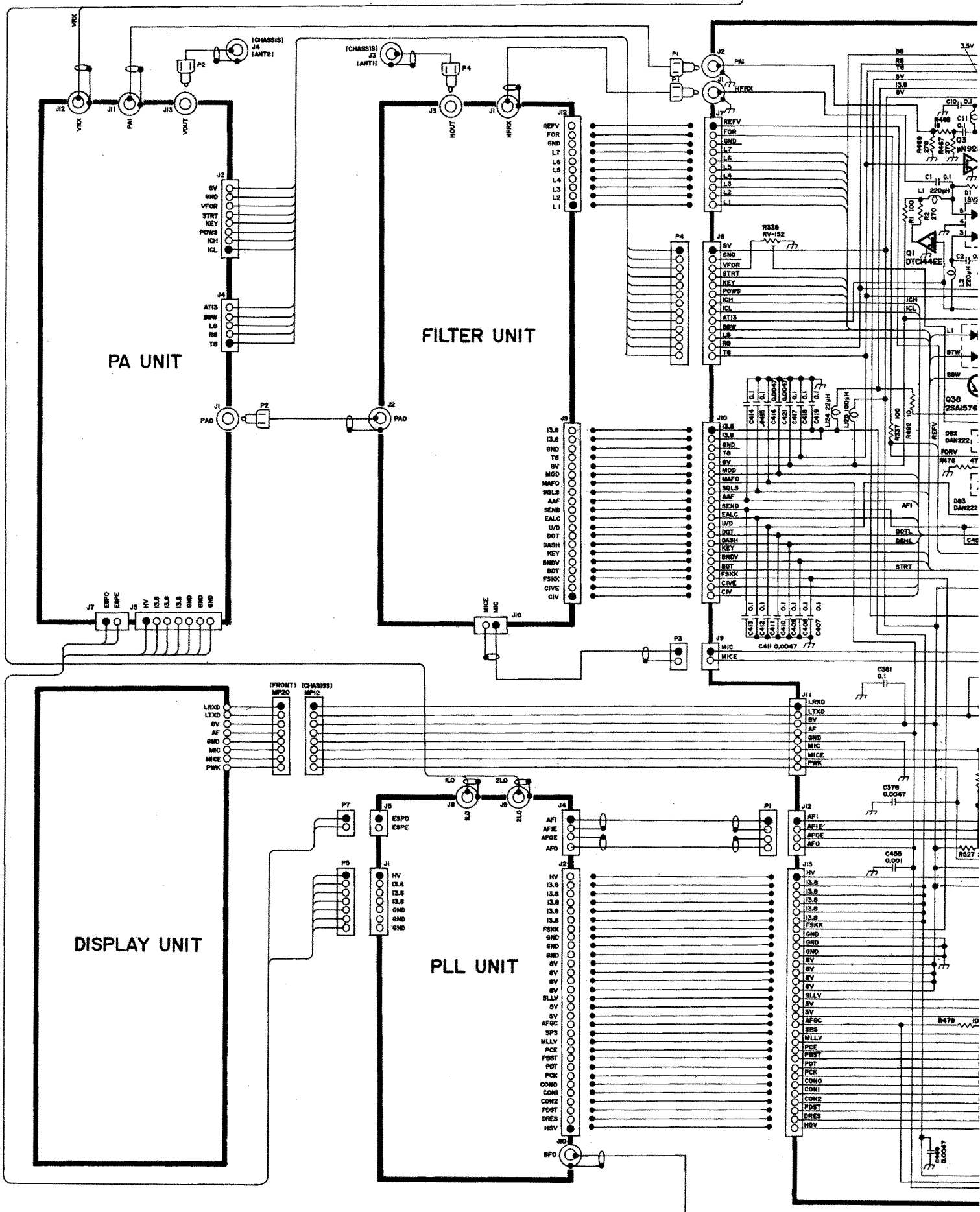


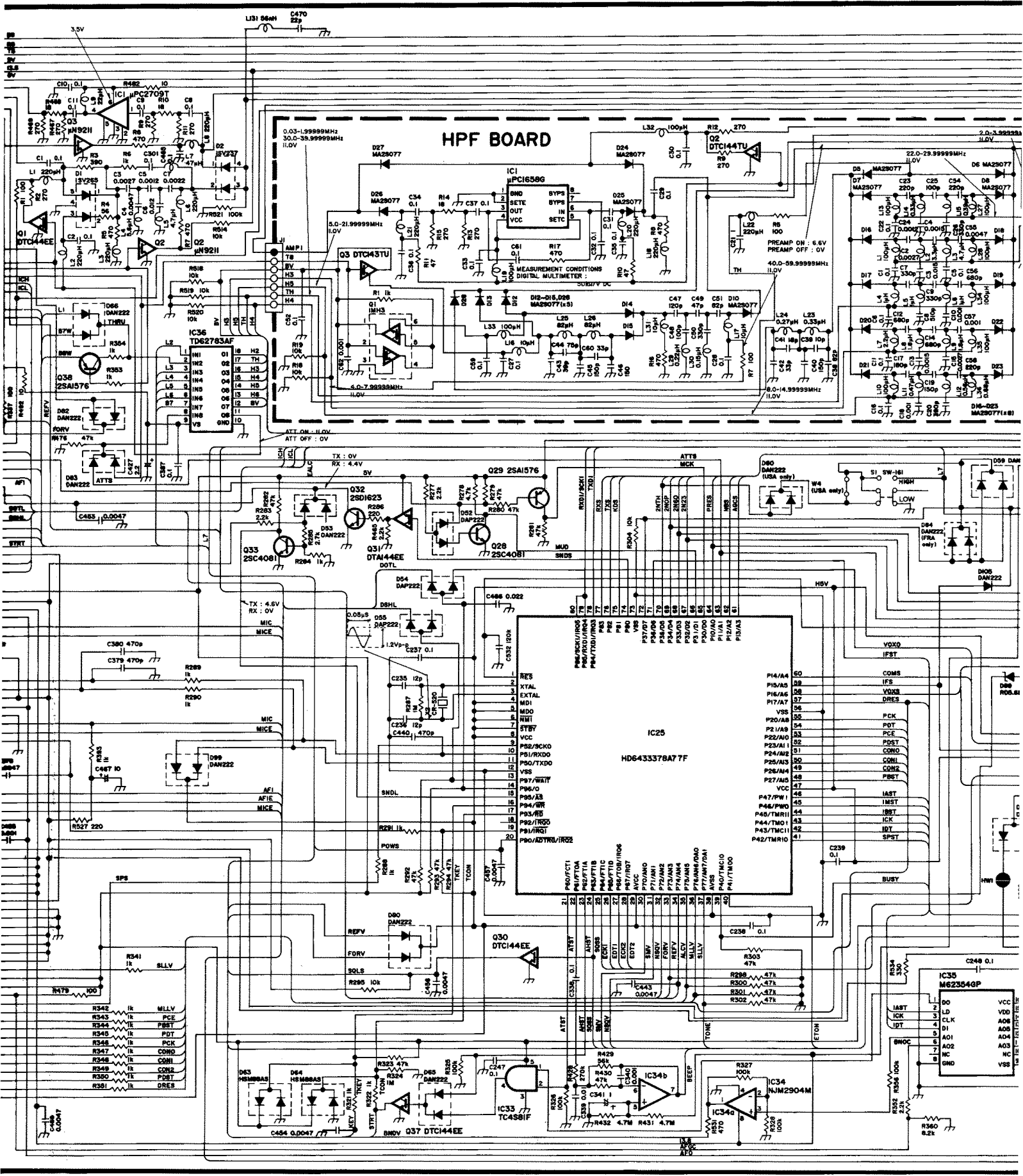
P40/RS1	84	P17	P18	P19	P20	P21	P22	P23	P24	P25	P26	P27	P28	P29	P30	P31	P32	P33	P34	P35	P36	P37	P38	P39	P40	P41	P42	P43	P44	P45	P46	P47	P48	P49	P50	P51	P52	P53	P54	P55	P56	P57	P58	P59	P60	P61	P62	P63	P64	P65	P66	P67	P68	P69	P70	P71	P72	P73	P74	P75	P76	P77	P78	P79	P80	P81	P82	P83	P84	P85	P86	P87	P88	P89	P90	P91	P92	P93	P94	P95	P96	P97	P98	P99	SE00
---------	----	-----	-----	-----	-----	-----	-----	-----	-----	-----	-----	-----	-----	-----	-----	-----	-----	-----	-----	-----	-----	-----	-----	-----	-----	-----	-----	-----	-----	-----	-----	-----	-----	-----	-----	-----	-----	-----	-----	-----	-----	-----	-----	-----	-----	-----	-----	-----	-----	-----	-----	-----	-----	-----	-----	-----	-----	-----	-----	-----	-----	-----	-----	-----	-----	-----	-----	-----	-----	-----	-----	-----	-----	-----	-----	-----	-----	-----	-----	-----	-----	-----	-----	-----	------



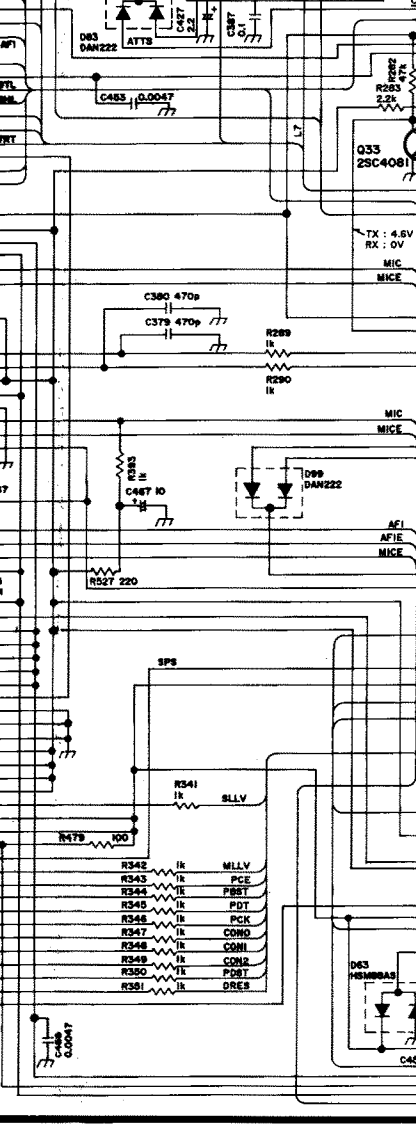
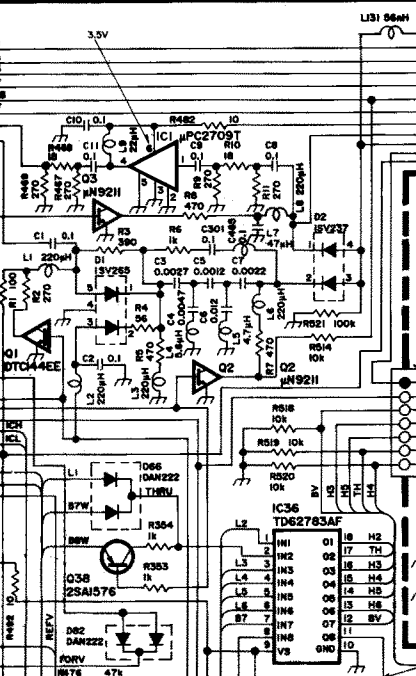
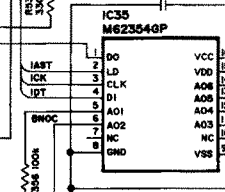

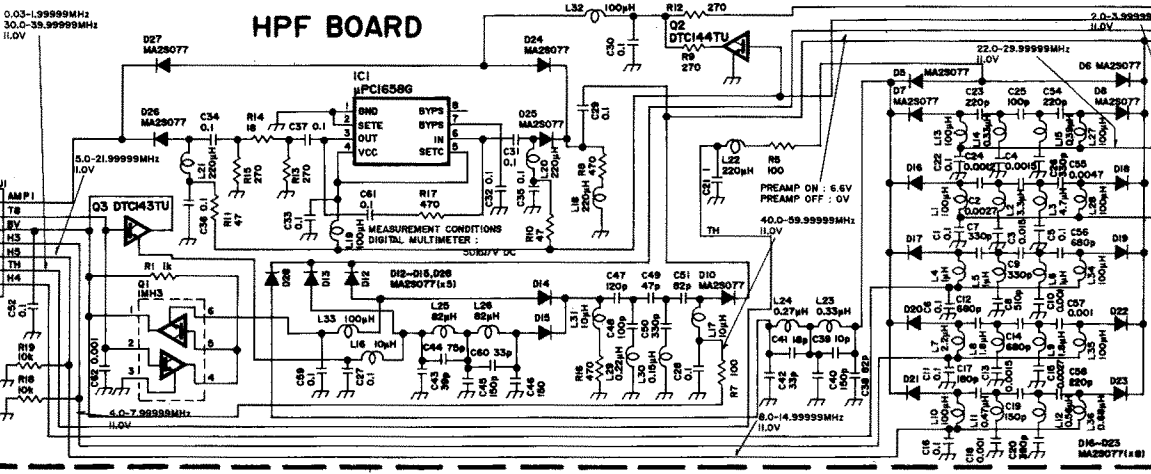
MEASUREMENT CONDITIONS  
DIGITAL MULTIMETER : 500V DC

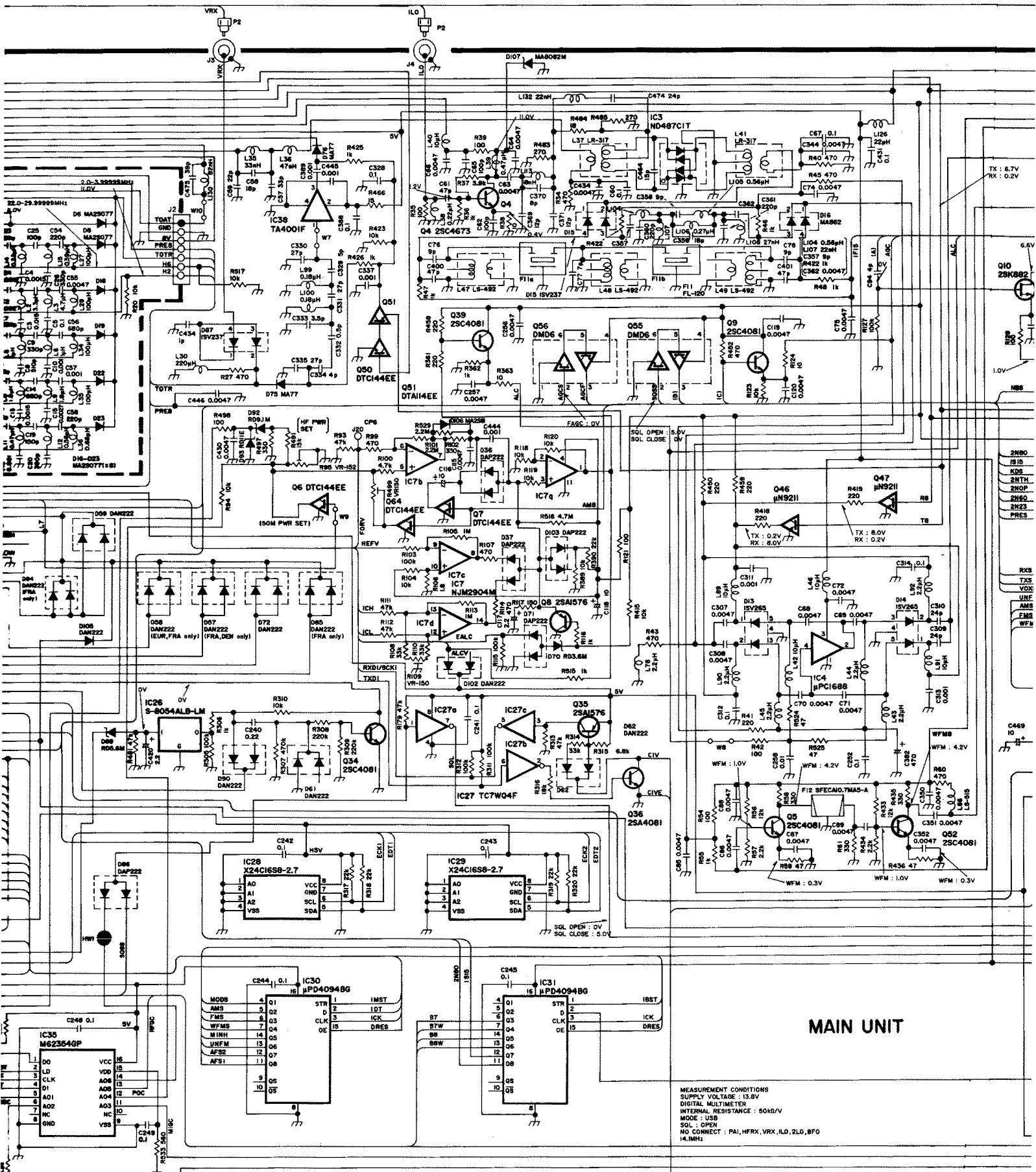
DISPLAY UNIT

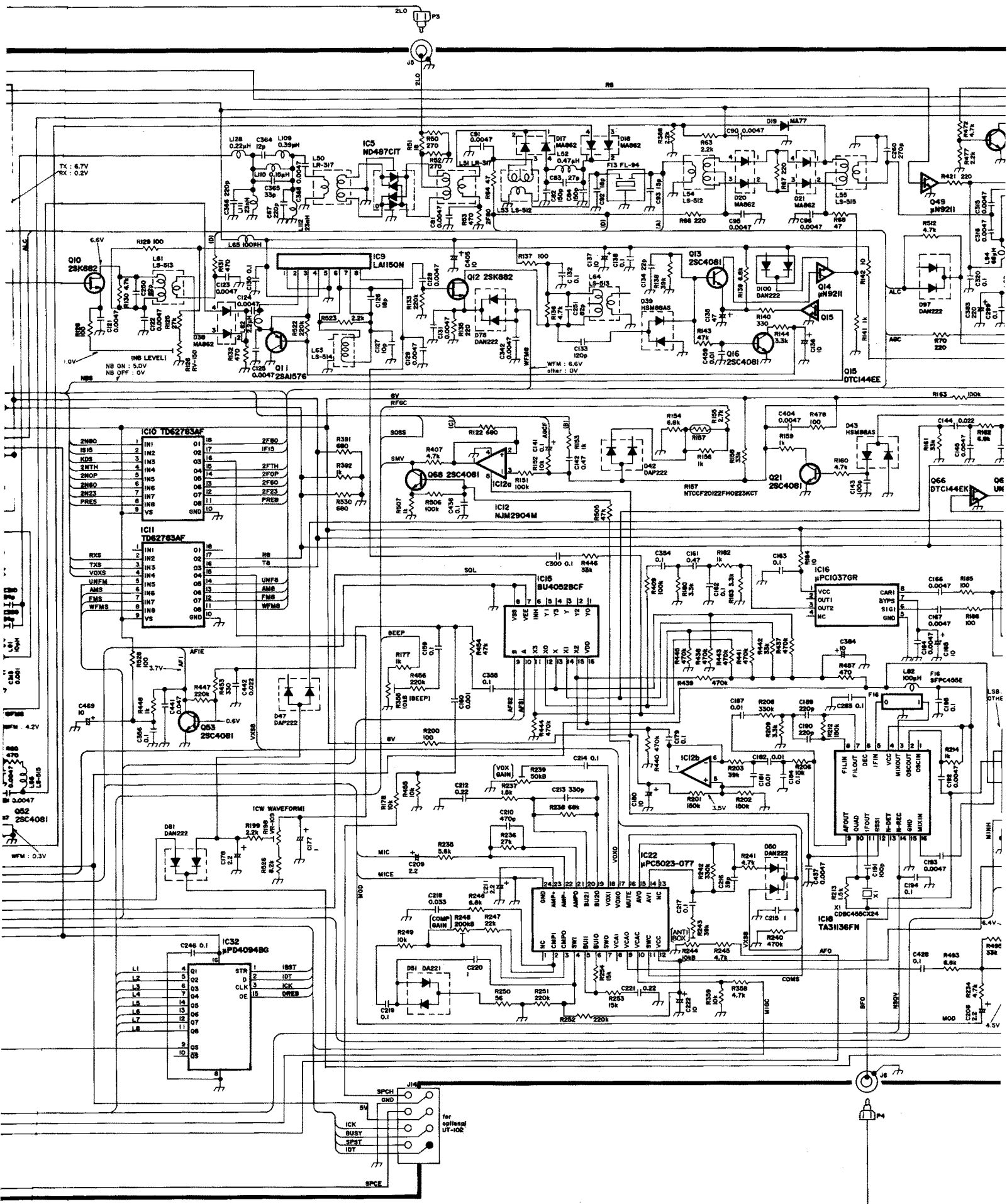




# HPF BOARD







TX : 6.7V  
RX : 0.2V

6.6V  
R128 100  
L65 100µH  
Q10 29K882  
Q11 0.0047 2SA1576  
Q12 2SK682  
Q13 29C40B1  
Q14 μN9211  
Q15 DTC144EE

IC10 TD62783AF  
IC11 TD62783AF  
IC12 NJM2904M  
IC13 29C40B1  
IC14 μN9211  
IC15 BU4052BCF  
IC16 μPC1037GR  
IC18 TA5136FN  
IC22 μPC5023-077

2N80  
2N15  
2N5  
2NTH  
2N0P  
2N80  
2N23  
PRES  
1 IN1  
2 IN2  
3 IN3  
4 IN4  
5 IN5  
6 IN6  
7 IN7  
8 IN8  
9 VS  
01  
02  
03  
04  
05  
06  
07  
08  
09  
10  
11  
12  
13  
14  
15  
16  
17  
18  
19  
20  
21  
22  
23  
24  
25  
26  
27  
28  
29  
30  
31  
32  
33  
34  
35  
36  
37  
38  
39  
40  
41  
42  
43  
44  
45  
46  
47  
48  
49  
50  
51  
52  
53  
54  
55  
56  
57  
58  
59  
60  
61  
62  
63  
64  
65  
66  
67  
68  
69  
70  
71  
72  
73  
74  
75  
76  
77  
78  
79  
80  
81  
82  
83  
84  
85  
86  
87  
88  
89  
90  
91  
92  
93  
94  
95  
96  
97  
98  
99  
100

RXS  
VOMS  
UNFM  
AMS  
FMS  
WFMS  
1 IN1  
2 IN2  
3 IN3  
4 IN4  
5 IN5  
6 IN6  
7 IN7  
8 IN8  
9 VS  
01  
02  
03  
04  
05  
06  
07  
08  
09  
10  
11  
12  
13  
14  
15  
16  
17  
18  
19  
20  
21  
22  
23  
24  
25  
26  
27  
28  
29  
30  
31  
32  
33  
34  
35  
36  
37  
38  
39  
40  
41  
42  
43  
44  
45  
46  
47  
48  
49  
50  
51  
52  
53  
54  
55  
56  
57  
58  
59  
60  
61  
62  
63  
64  
65  
66  
67  
68  
69  
70  
71  
72  
73  
74  
75  
76  
77  
78  
79  
80  
81  
82  
83  
84  
85  
86  
87  
88  
89  
90  
91  
92  
93  
94  
95  
96  
97  
98  
99  
100

Q66 DTC144EK  
Q67 DTC144EK  
Q68 DTC144EK  
Q69 DTC144EK  
Q70 DTC144EK  
Q71 DTC144EK  
Q72 DTC144EK  
Q73 DTC144EK  
Q74 DTC144EK  
Q75 DTC144EK  
Q76 DTC144EK  
Q77 DTC144EK  
Q78 DTC144EK  
Q79 DTC144EK  
Q80 DTC144EK  
Q81 DTC144EK  
Q82 DTC144EK  
Q83 DTC144EK  
Q84 DTC144EK  
Q85 DTC144EK  
Q86 DTC144EK  
Q87 DTC144EK  
Q88 DTC144EK  
Q89 DTC144EK  
Q90 DTC144EK  
Q91 DTC144EK  
Q92 DTC144EK  
Q93 DTC144EK  
Q94 DTC144EK  
Q95 DTC144EK  
Q96 DTC144EK  
Q97 DTC144EK  
Q98 DTC144EK  
Q99 DTC144EK  
Q100 DTC144EK

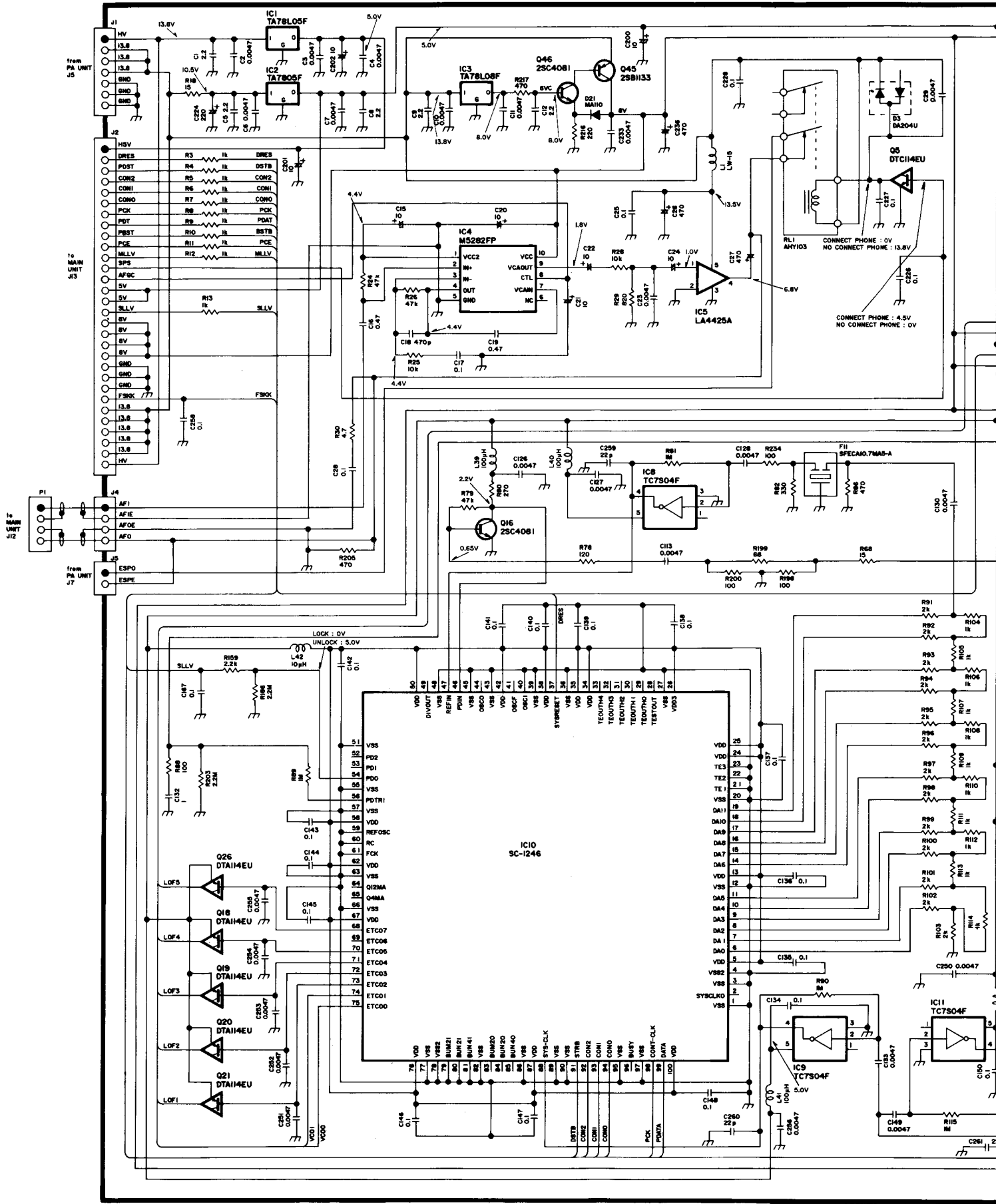
IC32 μPD4048G  
IC33 μPD4048G  
IC34 μPD4048G  
IC35 μPD4048G  
IC36 μPD4048G  
IC37 μPD4048G  
IC38 μPD4048G  
IC39 μPD4048G  
IC40 μPD4048G  
IC41 μPD4048G  
IC42 μPD4048G  
IC43 μPD4048G  
IC44 μPD4048G  
IC45 μPD4048G  
IC46 μPD4048G  
IC47 μPD4048G  
IC48 μPD4048G  
IC49 μPD4048G  
IC50 μPD4048G  
IC51 μPD4048G  
IC52 μPD4048G  
IC53 μPD4048G  
IC54 μPD4048G  
IC55 μPD4048G  
IC56 μPD4048G  
IC57 μPD4048G  
IC58 μPD4048G  
IC59 μPD4048G  
IC60 μPD4048G  
IC61 μPD4048G  
IC62 μPD4048G  
IC63 μPD4048G  
IC64 μPD4048G  
IC65 μPD4048G  
IC66 μPD4048G  
IC67 μPD4048G  
IC68 μPD4048G  
IC69 μPD4048G  
IC70 μPD4048G  
IC71 μPD4048G  
IC72 μPD4048G  
IC73 μPD4048G  
IC74 μPD4048G  
IC75 μPD4048G  
IC76 μPD4048G  
IC77 μPD4048G  
IC78 μPD4048G  
IC79 μPD4048G  
IC80 μPD4048G  
IC81 μPD4048G  
IC82 μPD4048G  
IC83 μPD4048G  
IC84 μPD4048G  
IC85 μPD4048G  
IC86 μPD4048G  
IC87 μPD4048G  
IC88 μPD4048G  
IC89 μPD4048G  
IC90 μPD4048G  
IC91 μPD4048G  
IC92 μPD4048G  
IC93 μPD4048G  
IC94 μPD4048G  
IC95 μPD4048G  
IC96 μPD4048G  
IC97 μPD4048G  
IC98 μPD4048G  
IC99 μPD4048G  
IC100 μPD4048G

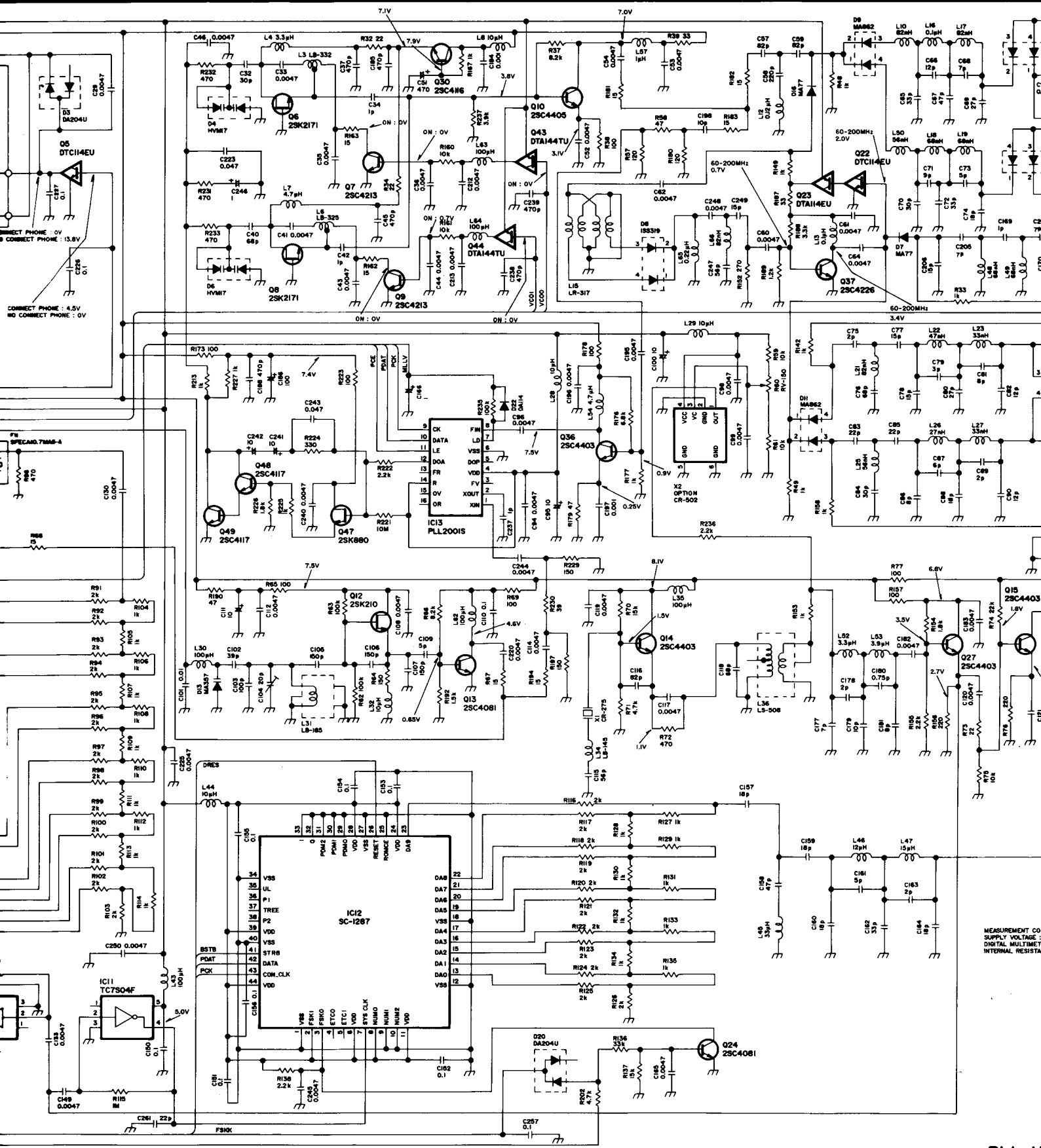
L1  
L2  
L3  
L4  
L5  
L6  
L7  
L8  
L9  
L10  
L11  
L12  
L13  
L14  
L15  
L16  
L17  
L18  
L19  
L20  
L21  
L22  
L23  
L24  
L25  
L26  
L27  
L28  
L29  
L30  
L31  
L32  
L33  
L34  
L35  
L36  
L37  
L38  
L39  
L40  
L41  
L42  
L43  
L44  
L45  
L46  
L47  
L48  
L49  
L50  
L51  
L52  
L53  
L54  
L55  
L56  
L57  
L58  
L59  
L60  
L61  
L62  
L63  
L64  
L65  
L66  
L67  
L68  
L69  
L70  
L71  
L72  
L73  
L74  
L75  
L76  
L77  
L78  
L79  
L80  
L81  
L82  
L83  
L84  
L85  
L86  
L87  
L88  
L89  
L90  
L91  
L92  
L93  
L94  
L95  
L96  
L97  
L98  
L99  
L100

SPK  
GND  
5V  
ICK  
BUST  
SPST  
IDT  
SPCE

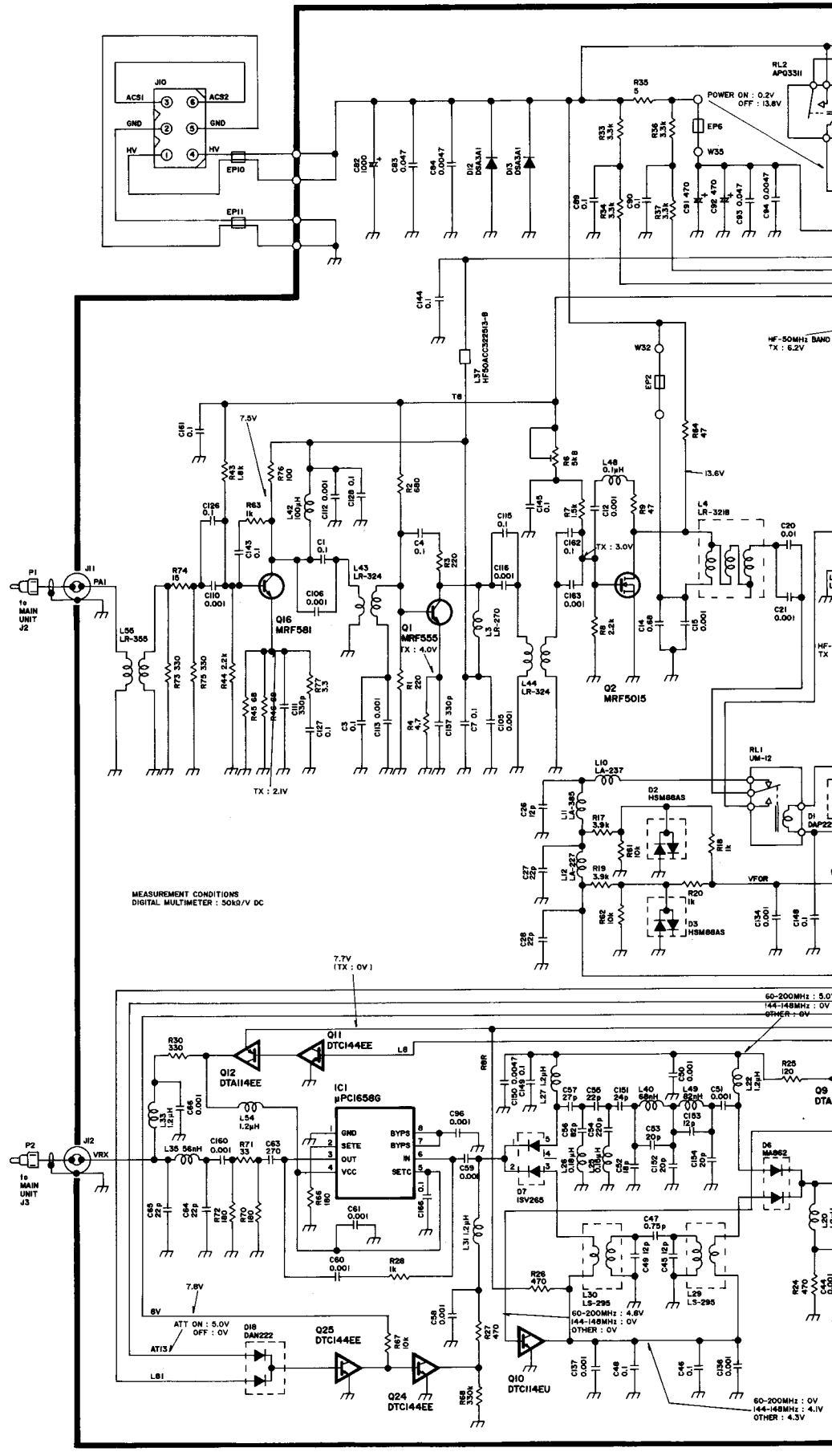
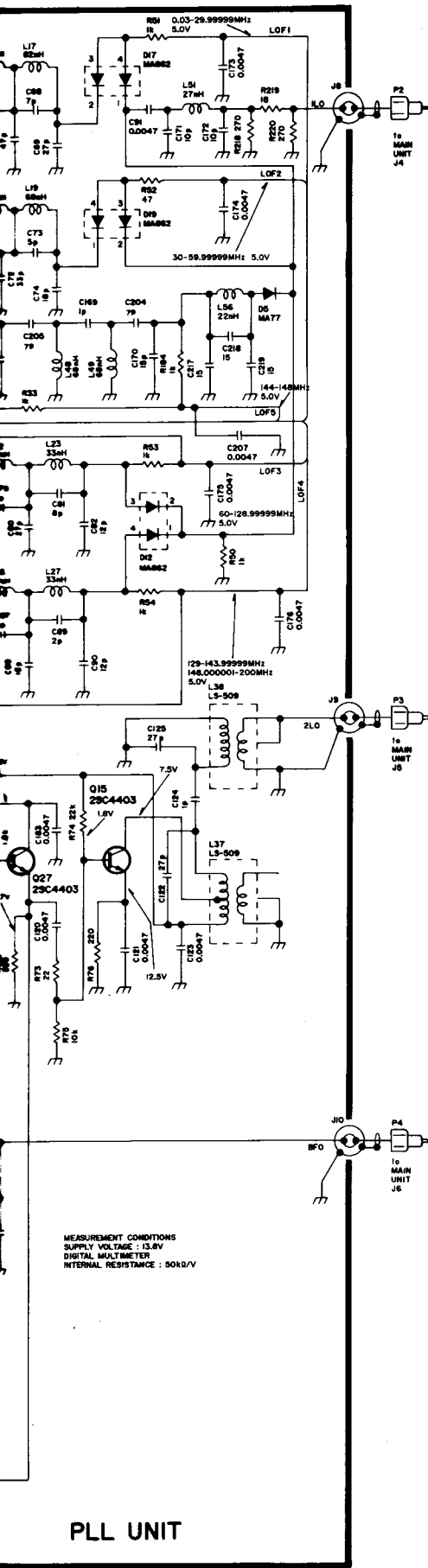


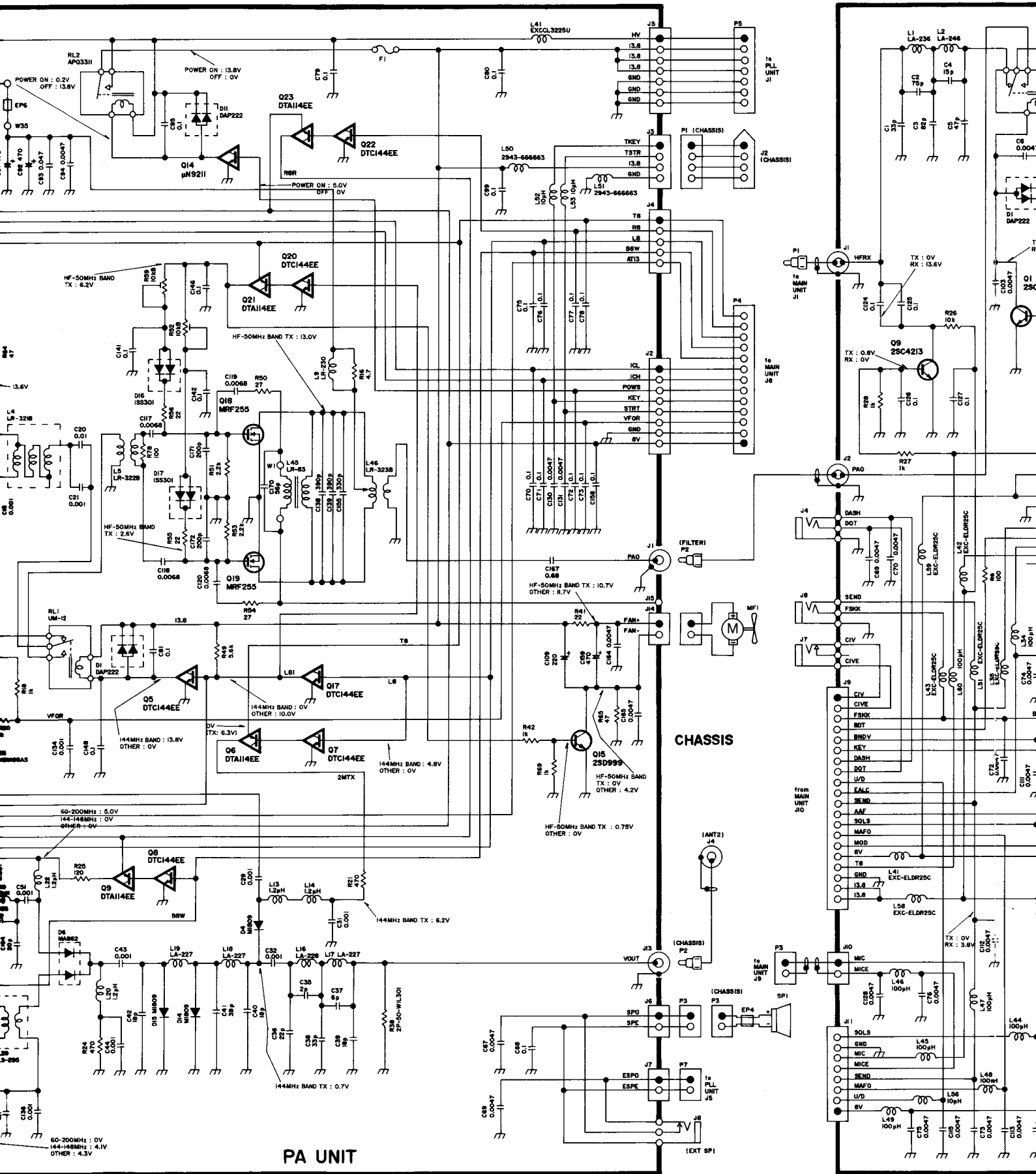




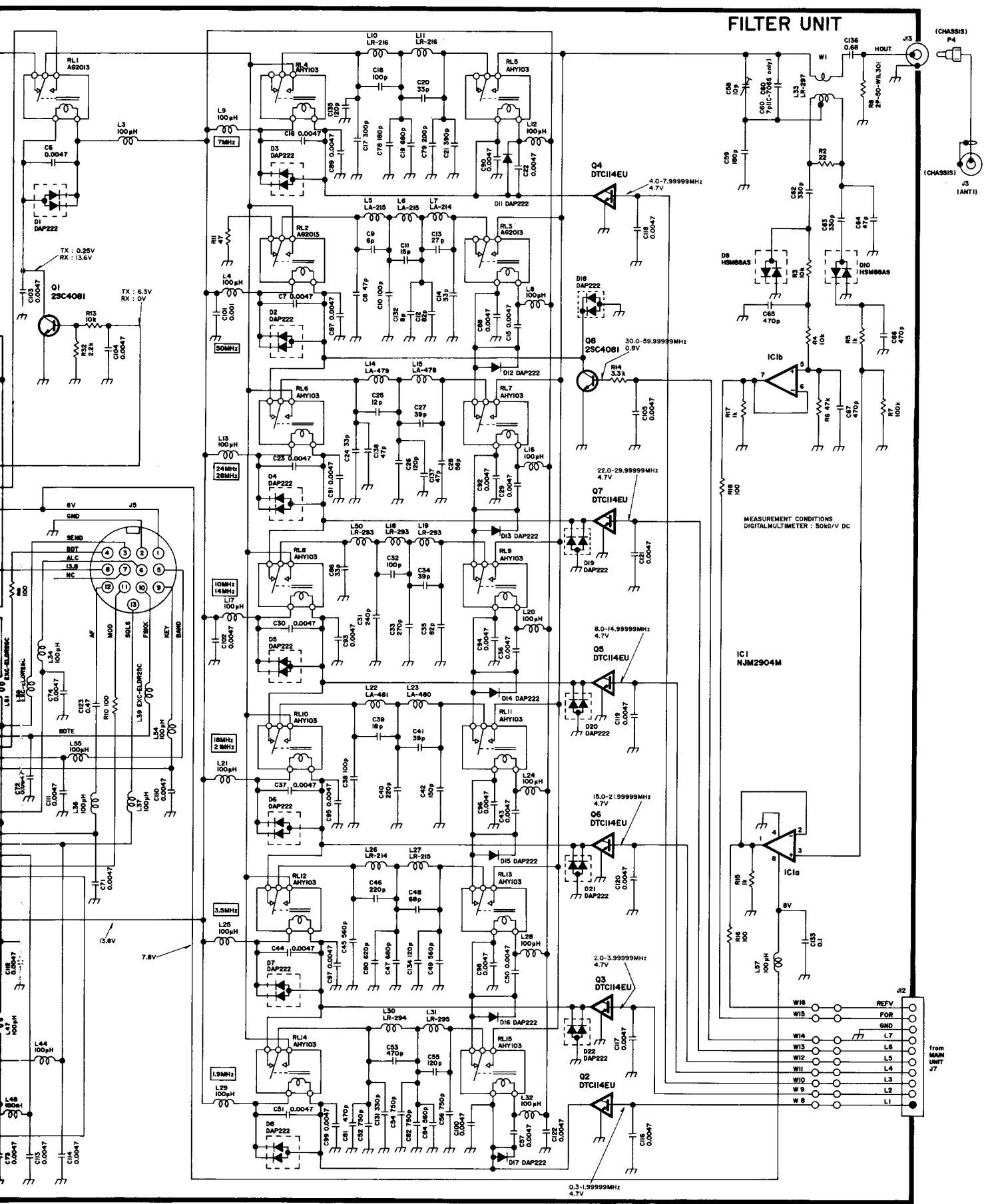


PLL U

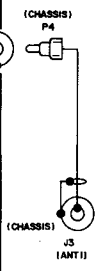





PA UNIT



**FILTER UNIT**



MEASUREMENT CONDITIONS  
DIGITAL MULTIMETER: 50kΩ V DC



## Icom Inc.

6-9-16, Kamihigashi, Hirano-ku, Osaka 547, Japan  
Phone: 06 793 5302  
Fax : 06 793 0013

### Icom America Inc.

<Corporate Headquarters>  
2380 116th Avenue N.E., Bellevue, WA 98004, U.S.A.  
Phone : (206) 454-8155  
Fax : (206) 454-1509  
Telex : 152210 ICOM AMER BVUE

<Customer Service>  
Phone : (206) 454-7619

<Regional Customer Service Center>  
18102 Sky Park South, Suite 52-B, Irvine, CA 92714, U.S.A.  
Phone : (714) 852-8026  
Fax : (714) 852-8716

### Icom Canada

A Division of Icom America Inc.  
3071 #5 Road, Unit 9, Richmond, B.C., V6X 2T4, Canada  
Phone : (604) 273-7400  
Fax : (604) 273-1900

### Icom (Europe) GmbH

Communication Equipment  
Himmelgeister Str. 100, D-40225 Düsseldorf, Germany  
Phone : 0211 346047  
Fax : 0211 333639

### Icom (Australia) Pty. Ltd.

A.C.N 006 092 575  
7 Duke Street, Windsor, Victoria, 3181, Australia  
Phone : 03 9529 7582  
Fax : 03 9529 8485

### Icom (UK) Ltd.

Unit 9, Sea St., Herne Bay, Kent, CT6 8LD, U.K.  
Phone : 01227 741741  
Fax : 01227 741742  
Telex : 317210 BUREAU G

### Icom France S.a

Zac de la Plaine, Rue Brindejonc des Moulinais  
BP 5804, 31505 Toulouse Cedex, France  
Phone : 61. 36. 03. 03  
Fax : 61. 36. 03. 00  
Telex : 521515 ICOM FRA

**Count on us!**

**Icom Inc.**

6-9-16, Kamihigashi, Hirano-ku, Osaka 547, Japan

A-5365H-S-①

Printed in Japan

Copyright © 1995 by Icom Inc.