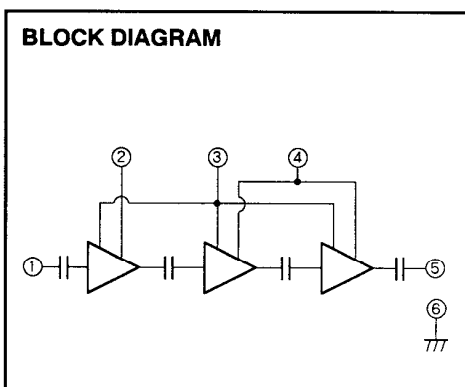
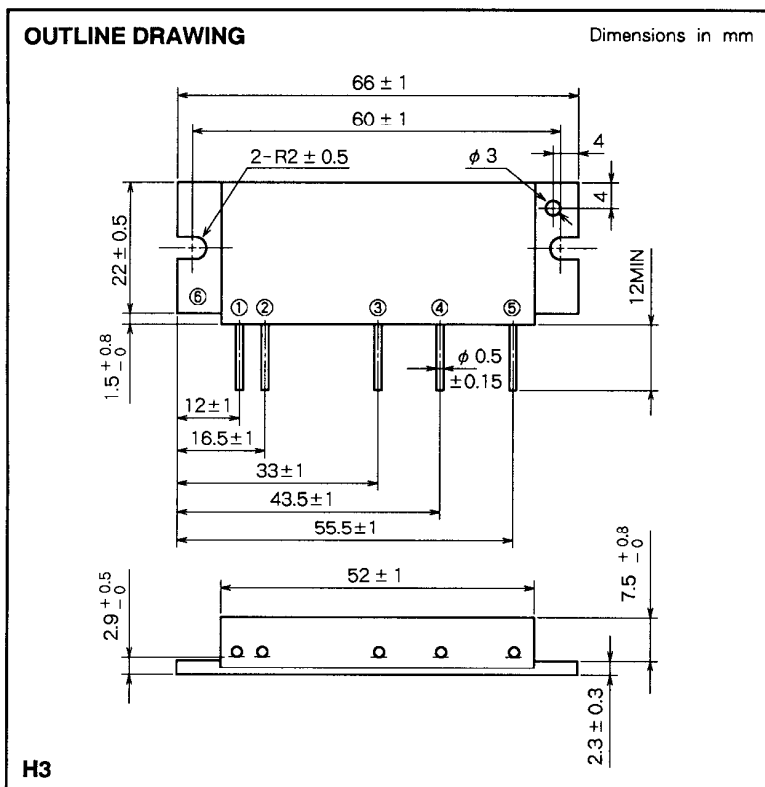


# M67711

1240-1300MHz, 12.5V, 16W, FM MOBILE RADIO



- PIN :
- ①Pin : RF INPUT
  - ②Vcc1 : 1st. DC SUPPLY
  - ③VBB : BASE BIAS SUPPLY
  - ④Vcc2 : 2nd. DC SUPPLY
  - ⑤Po : RF OUTPUT
  - ⑥GND : FIN

**ABSOLUTE MAXIMUM RATINGS** (Tc = 25 °C unless otherwise noted)

Symbol	Parameter	Conditions	Ratings	Unit
Vcc1, 2	Supply voltage		17	V
VBB	Base bias		10	V
Icc	Total current		8	A
Pin(max)	Input power	Vcc1=12.5V, VBB=9V, ZG=ZL=50Ω	2	W
Po(max)	Output power	ZG = ZL = 50 Ω	20	W
Tc(OP)	Operation case temperature		- 30 to 110	°C
Tstg	Storage temperature		- 40 to 110	°C

Note. Above parameters are guaranteed independently.

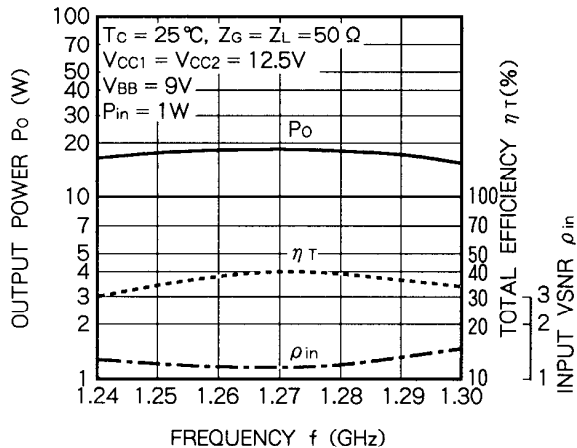
**ELECTRICAL CHARACTERISTICS** (Tc = 25 °C unless otherwise noted)

Symbol	Parameter	Test conditions	Limits		Unit
			Min	Max	
f	Frequency range	Vcc1 = Vcc2 = 12.5V VBB = 9V Pin = 1W ZG = ZL = 50 Ω	1240	1300	MHz
Po	Output power		16		W
η T	Total efficiency		28		%
2fo	2nd.. harmonic			- 45	dBc
ρin	Input VSWR			2.0	-
-	Load VSWR tolerance	Vcc1 = Vcc2 = 15.2V, VBB = 9V Po = 16W (Pin : controlled) Load VSWR=16:1 (All phase)	No degradation or destroy		-

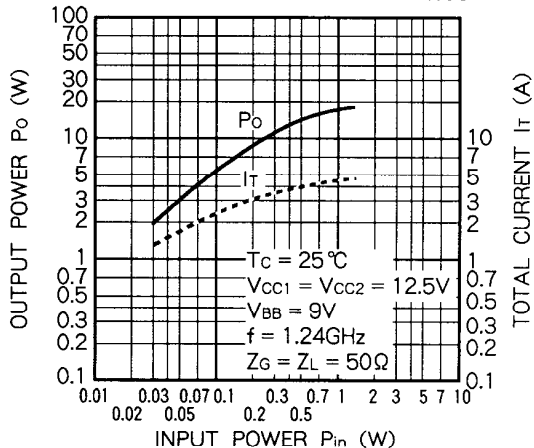
Note. Above parameters, ratings, limits and conditions are subject to change.

TYPICAL PERFORMANCE DATA

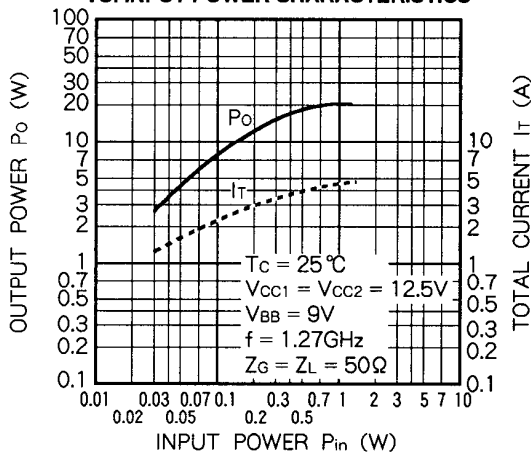
OUTPUT POWER, TOTAL EFFICIENCY, INPUT VSWR VS. FREQUENCY CHARACTERISTICS



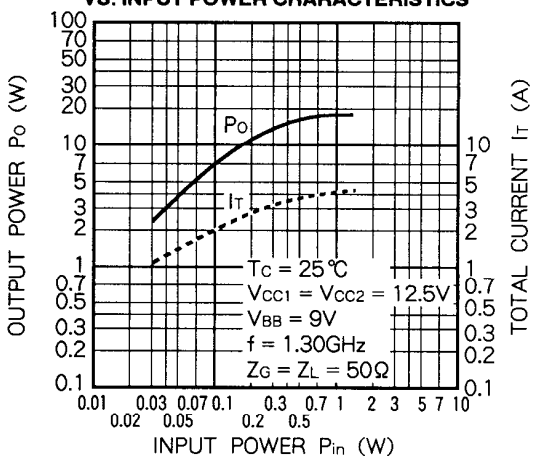
OUTPUT POWER, TOTAL CURRENT, VS. INPUT POWER CHARACTERISTICS



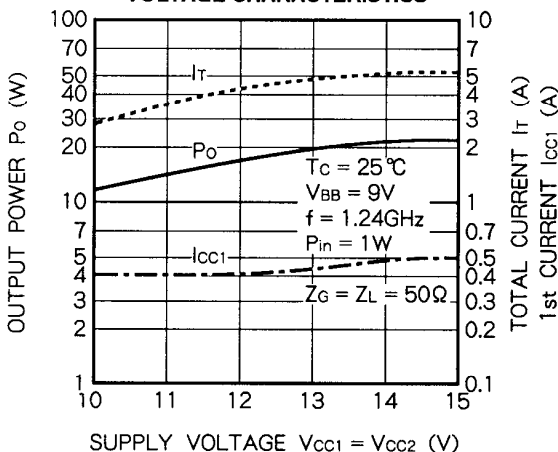
OUTPUT POWER, TOTAL CURRENT, VS. INPUT POWER CHARACTERISTICS



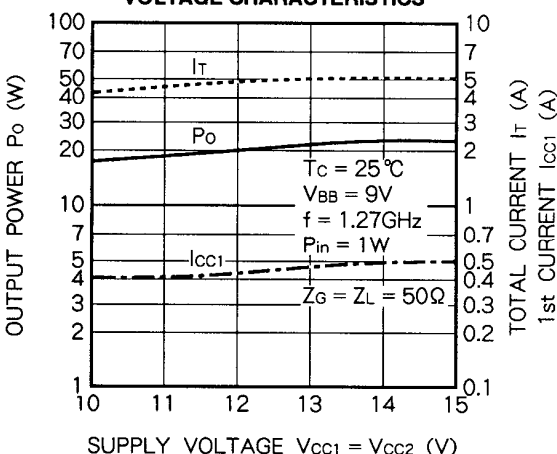
OUTPUT POWER, TOTAL CURRENT, VS. INPUT POWER CHARACTERISTICS



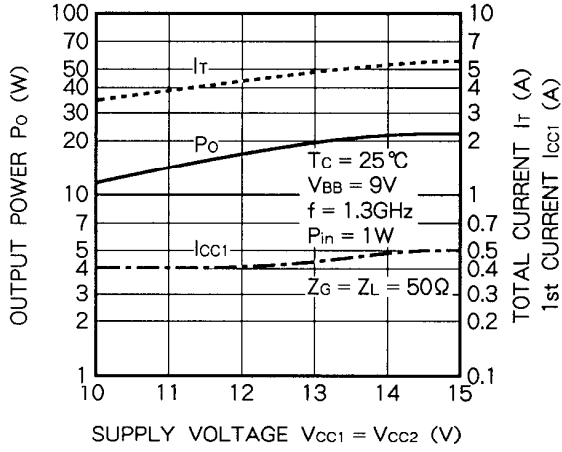
OUTPUT POWER, TOTAL CURRENT, 1st CURRENT VS. SUPPLY VOLTAGE CHARACTERISTICS



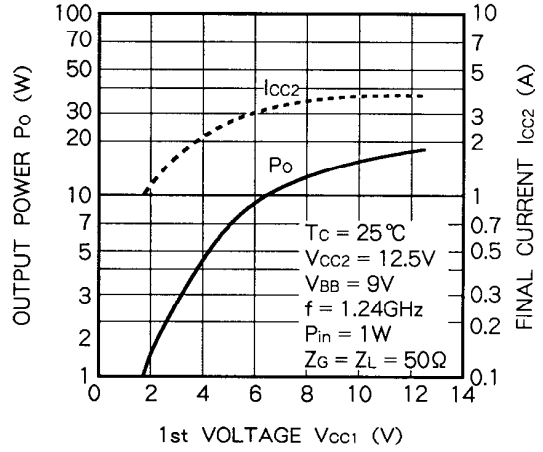
OUTPUT POWER, TOTAL CURRENT, 1st CURRENT VS. SUPPLY VOLTAGE CHARACTERISTICS



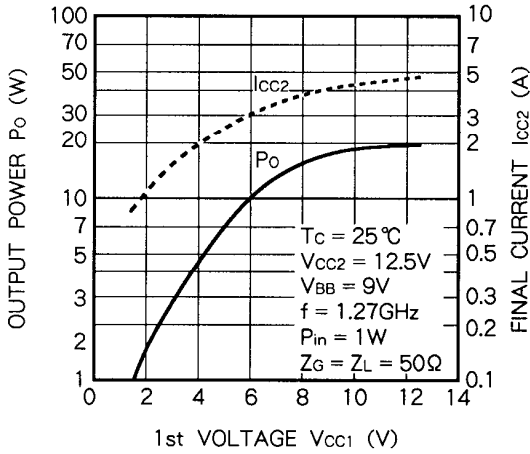
**OUTPUT POWER, TOTAL CURRENT,  
1st CURRENT VS. SUPPLY  
VOLTAGE CHARACTERISTICS**



**OUTPUT POWER, FINAL CURRENT VS.  
1st VOLTAGE CHARACTERISTICS**



**OUTPUT POWER, FINAL CURRENT VS.  
1st VOLTAGE CHARACTERISTICS**



**OUTPUT POWER, FINAL CURRENT VS.  
1st VOLTAGE CHARACTERISTICS**

