

DIAMOND
ANTENNA

COMMUNICATION WORLD


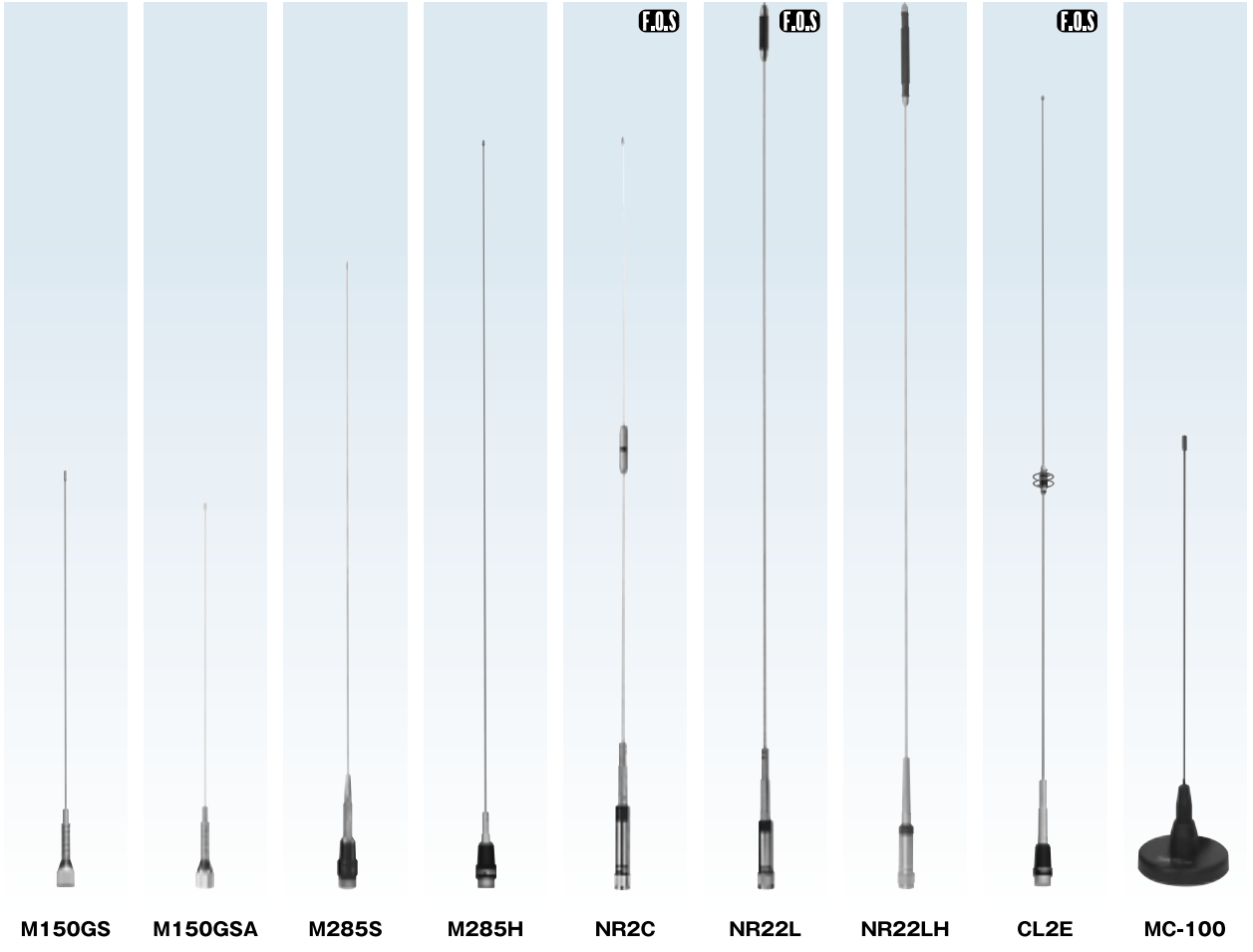
ANTENNAS / ACCESSORIES

CATALOG


MOBILE WHIP ANTENNAS
MOBILE RECEIVING ANTENNAS
FIXED STATION ANTENNAS
MOBILE TELEPHONE TYPE ANTENNAS
INDOOR PORTABLE ANTENNAS
TRAP DIPOLE ANTENNAS
GROUND PLANE ANTENNAS
ANTENNAS FOR HANDHELD TRANSCEIVERS
EXTERNAL SPEAKERS
SWR/POWER METERS
COAXIAL SWITCHES
SURGE PROTECTORS
DC POWER SUPPLIES
DC/DC CONVERTERS
DUMMY LOADS DUPLEXERS
COAXIAL CABLES
ANTENNA BRACKETS
MAGNET ANTENNA BASES
CRIP TYPE ANTENNA BASES
AND OTHERS

Commercial antennas with cutting chart

V/UHF
Mobile
Whip
Antenna




F.O.S



This mark indicates that the antenna is Fold Over whip element Structure. Fold over whip element is very convenient to park your car in a garage. Whip element can be tilted for any direction with your finger tips. You don't have to detach the antenna to park your car. Be sure to ask DIAMOND's antenna for your dealer. Our antenna have safety locking mechanism for your safety driving. Watch out for copied products.

Commercial antennas with cutting chart



Model	Frequency	Gain	Max. power rating	Length	Weight	Connector	Type
V/UHF Mobile Whip Antenna							
M150GS	134 to 174MHz	2.15dBi	200W	0.60m	160g	MP	1/4λ mobile whip
M150GSA	144 to 174MHz	2.15dBi	200W	0.51m	110g	MP	1/4λ bottom spring
M285S	144 to 174MHz	3.4dB	200W	1.33m	180g	MP	5/8λ mobile whip
M285H	134 to 174MHz	3.4dB	250W	1.40m	200g	MP	5/8λ mobile whip
NR2C	144 to 174MHz	4.1dB	150W	1.41m	200g	MP	6/8λ mobile whip
NR22L	144 to 174MHz	6.5dB	100W	2.46m	500g	MP	2 × 5/8λ radialless
NR22LH	144 to 174MHz	6.5dB	280W	2.46m	520g	MP	2 × 5/8λ radialless
CL2E	144 to 174MHz	4.1dB	200W	1.45m	220g	MP	6/8λ mobile whip
MC-100	134 to 174MHz	2.15dBi	70W	0.52m	390g	MP	1/4λ mobile whip/magnet mount antenna
MC-101	134 to 174MHz	3.4dB	200W	1.42m	180g	MP	5/8λ mobile whip
MC-101S	117 to 174MHz	3.4dBi	200W	1.62m	180g	MP	5/8λ mobile whip
MC-200	340 to 520MHz	3.4dB	250W	0.57m	170g	MP	5/8λ mobile whip
MC-201	340 to 520MHz	2.15dBi	100W	0.31m	370g	MP	1/4λ
MC-202	340 to 520MHz	3.4dBi	200W	0.54m	130g	MP	1/4λ
MG200	2,350 to 2,450MHz	7.0dBi	10W	0.60m	290g	NP	3×1/2λ coaxial mobile gain whip antenna
BB series Broad Band Antenna							
BB2M	TX 7 to 30/50MHz RX 3 to 100MHz	—	120W (SSB), 40W (CW.FM)	2.0m	800g	MP	—
V/UHF Hand held Antenna							
HC-100	134 to 174MHz	2.15dBi	10W	0.19m	45g	TNCP	1/4λ, 120/150/300/450/800/900MHz receiving only
HC-100B	134 to 174MHz	2.15dBi	10W	0.19m	45g	BNCP	1/4λ, 120/150/300/450/800/900MHz receiving only
HC-200	350 to 520MHz	2.15dBi	10W	0.19m	45g	TNCP	1/4λ, 120/150/300/450/800/900MHz receiving only
HC-200B	350 to 520MHz	2.15dBi	10W	0.19m	45g	BNCP	1/4λ, 120/150/300/450/800/900MHz receiving only
HC-100S	134 to 174MHz	2.15dBi	10W	0.40m	39g	SMAP	1/4λ
HC-200S	350 to 520MHz	2.15dBi	10W	0.20m	27g	SMAP	1/4λ
HC-100SJ	134 to 174MHz	2.15dBi	10W	0.40m	39g	SMAJ	1/4λ
HC-200SJ	350 to 520MHz	2.15dBi	10W	0.20m	27g	SMAJ	1/4λ

*Impedance:50Ω, VSWR:Less than 1.5
Less than 2.0(MC-101S, BB2M only)

Commercial antennas with cutting chart



CP-22E



F22



F23



F23H



BC-100



BC-100S



BC-101



BC102




BC-200



BC-200U



BC-200L



BC-200LL



BC-202



150MV



300MV

Commercial antennas with cutting chart

HF Dipole Antenna


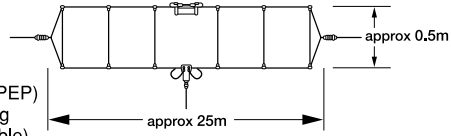
BB series



WD330

WD330

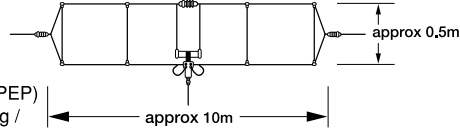
2 to 30MHz
Max. power rating:150W(PEP)
Length:25m / Weight:3.1kg
(except coaxial cable)
Coaxial Cable:5D-2V 30m w/M-Connector / Plastic rope is optional
VSWR:Less than 2.0(2-18MHz) Less than3.0(18-30MHz)



WD600

WD330S

2 to 28.6MHz
Max. power rating:150W(PEP)
Length:10m / Weight:1.7kg /
With two 10m plastic ropes
Without coaxial cable assembly
VSWR:Less than 2.0(2-18MHz) Less than3.0(18-28.6MHz)



BB6W

BB6W HF Wide Band Wire Antenna

2-30MHz
Max. power rating:250W (SSB)
Length:approx.6.4m / Weight: 0.8kg / TYPE:Long wire type

BB7V HF Wide Band GP Antenna

2-30MHz Max. power rating:250W (SSB) Length:approx.6.7m / Weight: 2.3kg



D.J.S

Direct Joint System.This mark indicates that the antenna has a direct joint system. Overlapped FRP outershell achieves the antenna to be almost the same strength as one piece structure. Element joint section is tightly waterproofed by ring gaskets. FRP outershell avoids salt disposition on radiator element. Maximum wind velocity factor of the antenna complies with professional antenna specification.

D.C

This mark indicates that the antenna is DC ground structure. Radiator element is grounded direct current.It is possible to protect radio equipment from high voltage caused by thunder lightning.

Model	Frequency	Gain	Max. power rating	Length	Weight	Rated wind velocity	Mast diameter accepted	Connector	Type
V/UHF Fixed Station Antenna									
CP-22E	144 to 174MHz	6.5dB	200W	2.7m	1.1kg	45m/sec.	30-62φ	MJ	omnidirectional 2X5/8λ
F22	144 to 174MHz	6.7dB	200W	3.2m	1.3kg	50m/sec.	30-62φ	MJ	omnidirectional 2X7/8λ,FRP outershell
F23	144 to 174MHz	7.8dB	200W	4.6m	1.7kg	50m/sec.	30-62φ	MJ	omnidirectional 3X5/8λ,FRP outershell
F23H	144 to 174MHz	7.8dB	350W	5.2m	2.0kg	40m/sec.	30-62φ	MJ	omnidirectional 3X5/8λ,FRP outershell
BC-100	134 to 174MHz	4.5dB	200W	1.7m	0.9kg	60m/sec.	30-62φ	MJ	omnidirectional 5/8λ,FRP outershell
BC-100S	115 to 174MHz	3.4dBi	100W	1.7m	1.2kg	60m/sec.	30-62φ	MJ	omnidirectional 5/8λ,FRP outershell
BC-101	144 to 174MHz	3.5dB	200W	1.5m	0.86kg	50m/sec.	30-60φ	MJ	omnidirectional 5/8λ GP
BC-102	134 to 174MHz	6.5dB	200W	3.2m	1.3kg	50m/sec.	30-60φ	MJ	omnidirectional 2X5/8λ
BC-200	430 to 490MHz	6.5dB	200W	1.7m	0.9kg	60m/sec.	30-62φ	MJ	omnidirectional 3X5/8λ,FRP outershell
BC-200U	450 to 510MHz	6.5dB	200W	1.7m	0.9kg	60m/sec.	30-60φ	MJ	omnidirectional 3X5/8λ,FRP outershell
BC-200L	370 to 430MHz	6.5dB	200W	1.7m	0.9kg	60m/sec.	30-62φ	MJ	omnidirectional 2X5/8λ,FRP outershell
BC-200LL	320 to 380MHz	5.5dB	200W	1.7m	0.9kg	60m/sec.	30-62φ	MJ	omnidirectional 2X5/8λ,FRP outershell
BC-202	430 to 490MHz	6.5dB	200W	1.15m	0.75kg	55m/sec.	30-60φ	MJ	omnidirectional 2X5/8λ stacked GP
V/UHF Marin Fixed Station Antenna									
150MV	TX 156to157MHz RX 156to162.5MHz	2.15dBi	50W	1.23m	0.7kg	60m/sec.	30-62φ	MJ	omnidirectional 1/2λ
300MV	385.6MHz	3.5dB	50W	0.80m	0.71kg	60m/sec.	30-62φ	NJ	omnidirectional 1/2λ C-Load

*Impedance:50Ω,VSWR:Less than 1.5

HF Dipole Antenna									
WD330	2 to 30MHz	—	150W(PEP)	25m	3.1kg (except coaxial cable)	—	—	MJ	With 5D2V 30m coaxial cable assembly / Plastic rope is optional
WD330S	2 to 28.6MHz	—	150W(PEP)	10m	1.7kg	—	—	MJ	With two 10m plastic rope Without coaxial cable assembly

BB series Broad Band Antenna									
BB6W	2 to 30MHz	—	250W(SSB)	6.4m	0.8kg	—	—	MJ	Long wire type
BB7V	2 to 30MHz	—	250W(SSB)	6.7m	2.3kg	—	—	MJ	—


V/UHF
Mobile
Whip
Antenna

SUPER GAINER




SG2000

F.O.S



SG7000

F.O.S



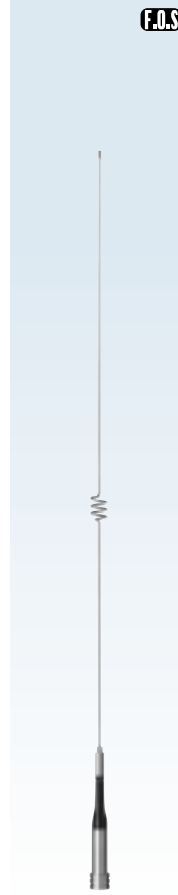
SG7100R

F.O.S




SG7200

F.O.S




SG7400

F.O.S



SG7500

F.O.S



SG7700

F.O.S




SG7900

F.O.S




SG9500M
SG9500N

F.O.S



SG9600

F.O.S



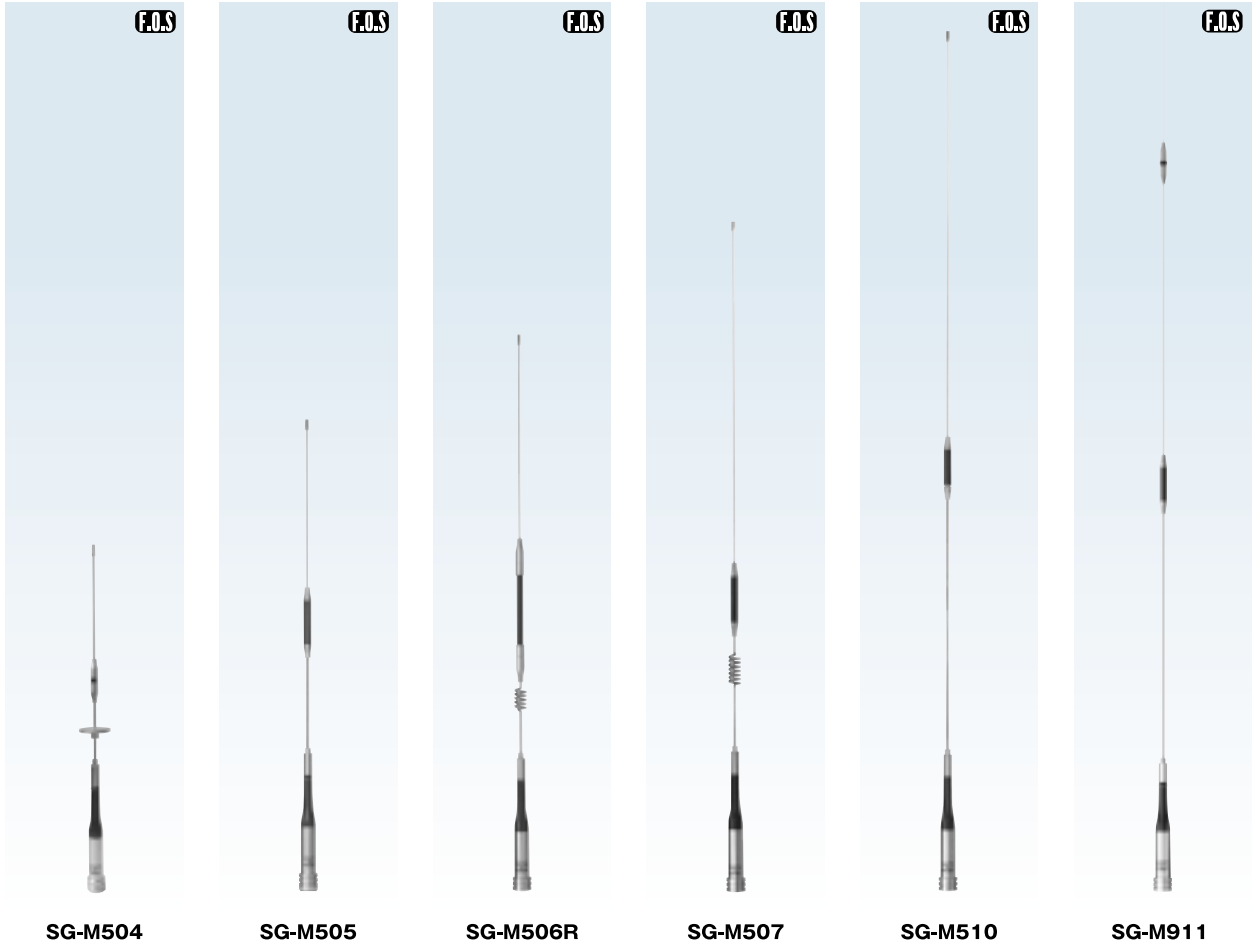
SG9700

F.O.S

Amateur radio antennas

V/UHF
Mobile
Whip
Antenna

SUPER GAINER mini




Model	Frequency	Gain	Max. power rating	Length	Weight	Connector	Type
SUPER GAINER V/UHF Mobile Whip Antenna							
SG2000	144MHz (2m)	5.2dB	150W	1.59m	400g	MP	7/8λ double C-Load radialless
SG7000	144/430MHz (2m/70cm)	2.15dBi (144MHz), 3.8dB (430MHz)	100W (Total)	0.47m	280g	MP	1/4λ C-Load (144MHz), 6/8λ C-Load radialless (430MHz)
SG7100R	144/430MHz (2m/70cm)	2.15dBi (144MHz), 4.8dBi (430MHz)	60W (Total)	0.62m	300g	MP	1/2λ radialless (144MHz), 2x5/8λ radialless (430MHz)
SG7200	144/430MHz (2m/70cm) (300MHz receiving only)	3.2dB (144MHz), 5.7dB (430MHz)	150W (Total)	0.96m	335g	MP	1/2λ C-Load radialless (144MHz), 2x5/8λ C-Load radialless (430MHz)
SG7400	144/430MHz (2m/70cm) (300MHz receiving only)	2.15dBi (144MHz), 5.5dBi (430MHz)	150W (Total)	0.99m	305g	MP	1/2λ radialless (144MHz), 2x5/8λ radialless (430MHz)
SG7500	144/430MHz (2m/70cm) (300MHz receiving only)	3.5dB (144MHz), 6.0dB (430MHz)	150W (Total)	1.06m	330g	MP	1/2λ C-Load radialless(144MHz), 2x5/8λ radialless (430MHz)
SG7700	144/430MHz (2m/70cm)	4.3dB (144MHz), 6.8dB (430MHz)	150W (Total)	1.27m	350g	MP	5/8λ double C-Load radialless (144MHz), 2x5/8λ C-Load radialless (430MHz)
SG7900	144/430MHz (2m/70cm)	5.0dB (144MHz), 7.6dB (430MHz)	150W (Total)	1.58m	600g	MP	7/8λ double C-Load radialless (144MHz), 3x5/8λ C-Load radialless (430MHz)
SG9500M SG9500N	144/430/1200MHz (2m/70cm/23cm)	3.15dB (144MHz), 6.3dB (430MHz), 9.7dB (1200MHz)	100W (144/430MHz), 50W (1200MHz), 100W (Total)	1.00m	320g	MP/NP	1/2λ C-Load radialless (144MHz), 2x5/8λ C-Load radialless (430MHz), 5x5/8λ C-Load radialless (1200MHz)
SG9600	50/144/430MHz (6m/2m/70cm)	2.15dBi (144MHz), 5.2dBi (430MHz)	60W (Total)	0.82m	320g	MP	1/4λ (51 to 52MHz FM), 1/2λ radialless (144MHz), 2x5/8λ radialless (430MHz)
SG9700	50/144/430MHz (6m/2m/70cm)	3.0dBi (144MHz), 5.8dBi (430MHz)	100W (Total)	1.07m	340g	MP	1/4λ (51 to 52MHz FM), 1/2λ C-Load radialless (144MHz), 2x5/8λ C-Load radialless (430MHz)
SUPER GAINER mini V/UHF Mobile Whip Antenna							
SG-M504	144/430MHz (2m/70cm)	2.15dBi (430MHz)	100W (Total)	0.40m	160g	MP	1/4λ (144MHz), 1/2λ radialless (430MHz)
SG-M505	144/430MHz (2m/70cm)	2.15dBi (144MHz), 3.8dB (430MHz)	100W (Total)	0.53m	137g	MP	1/4λ (144MHz), 6/8λ C-Load radialless (430MHz)
SG-M506R	144/430MHz (2m/70cm)	2.15dBi (144MHz), 4.8dBi (430MHz)	60W (Total)	0.63m	165g	MP	1/2λ radialless (144MHz), 2x5/8λ radialless (430MHz)
SG-M507	144/430MHz (2m/70cm)	2.15dBi (144MHz), 5.2dBi (430MHz)	70W	0.73m	155g	MP	1/2λ radialless (144MHz), 2x5/8λ radialless (430MHz)
SG-M510	144/430MHz (2m/70cm)	2.15dBi (144MHz), 5.5dBi (430MHz)	100W (Total)	0.96m	130g	MP	1/2λ radialless (144MHz), 2x5/8λ radialless (430MHz)
SG-M911	50/144/430MHz (6m/2m/70cm)	3.0dBi (144MHz), 5.8dBi (430MHz)	60W	1.10m	160g	MP	1/4λ (51 to 52MHz FM), 1/2λ C-Load radialless (144MHz), 2x5/8λ C-Load radialless (430MHz)

*Impedance:50Ω, VSWR:Less than 1.5

Amateur radio antennas

V/UHF
Mobile
Whip
Antenna

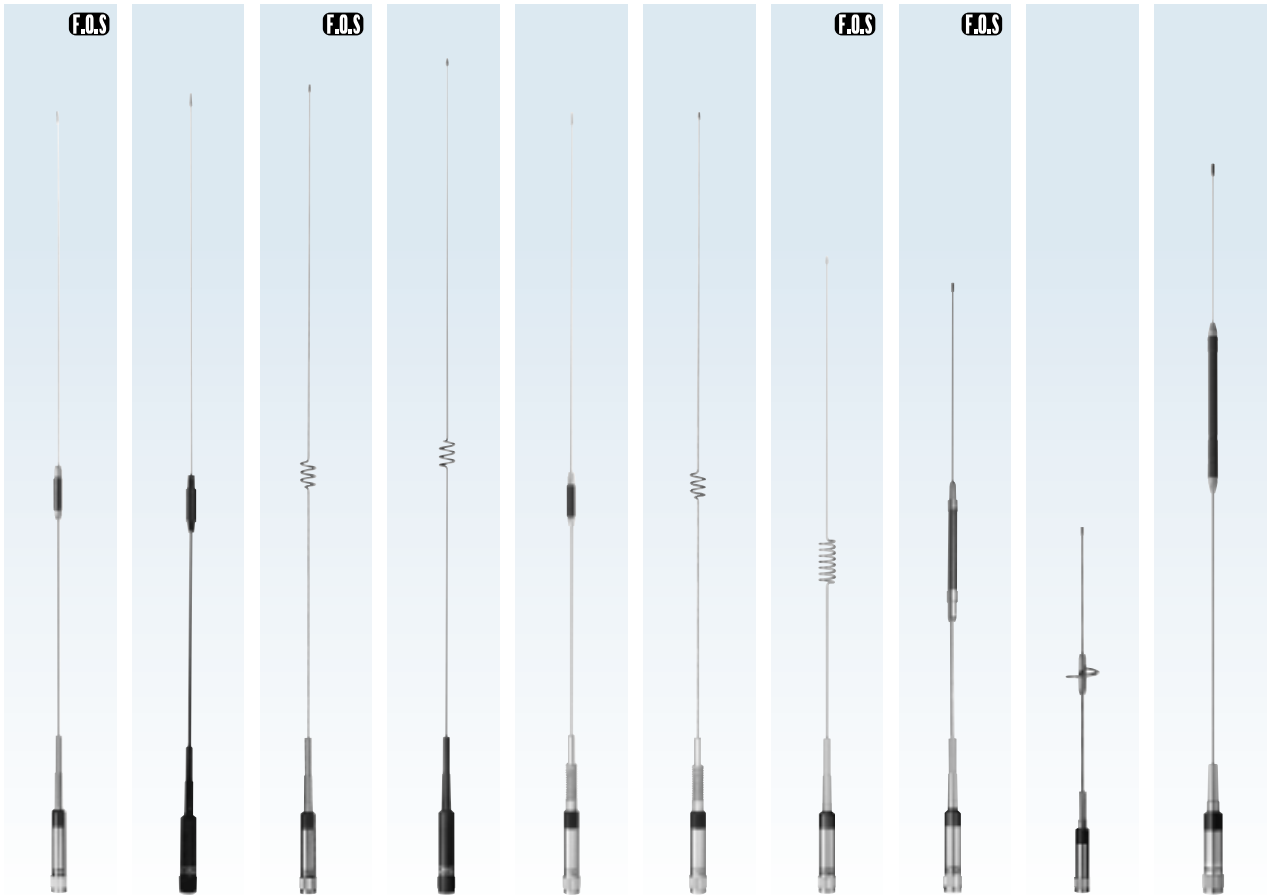
SLIM GAINER



AZ504FX AZ506FX AZ507FX AZ510FX AZ503 AZ504 AZ505 AZ506 AZ507R AZ510

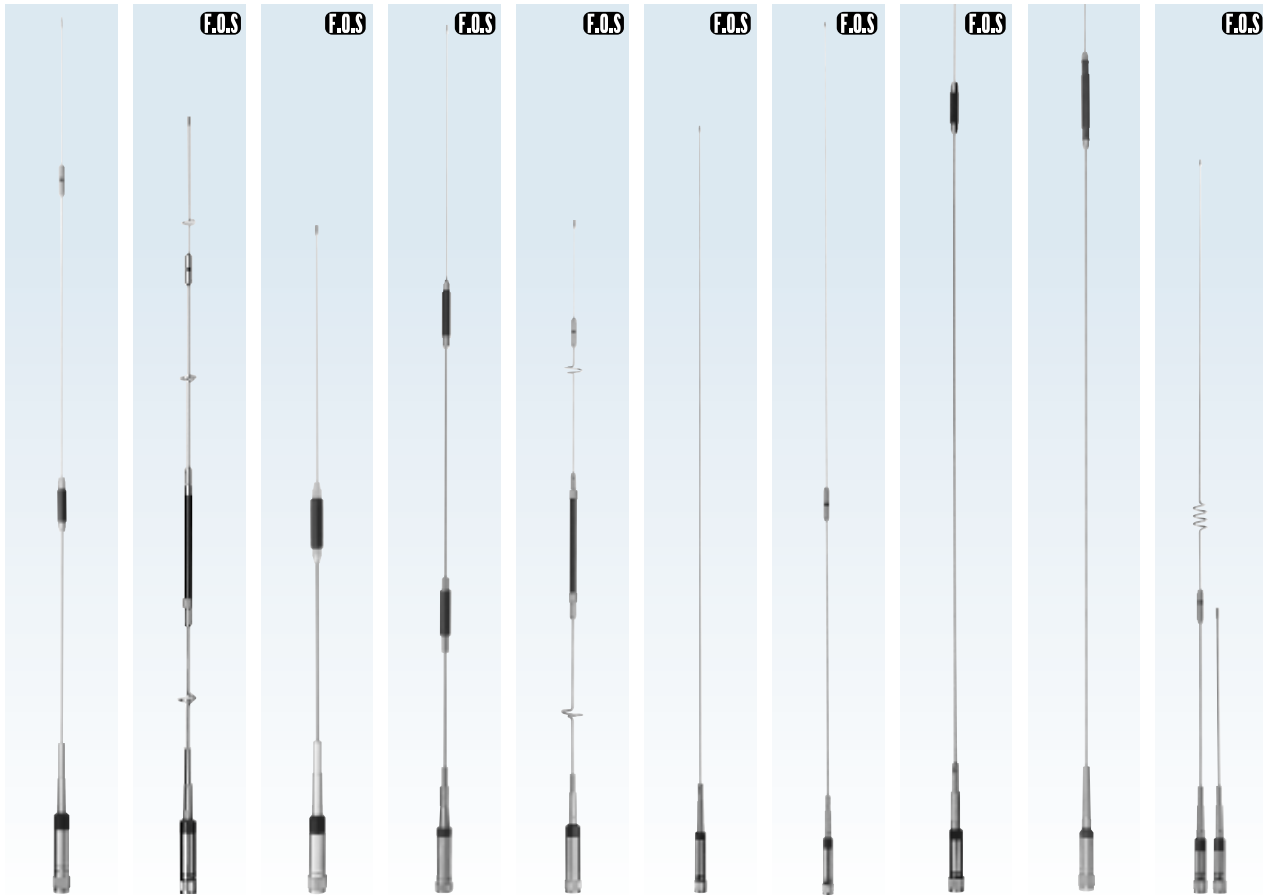
V/UHF
Mobile
Whip
Antenna

NR



NR-770R NR770RB NR-770H NR770HB NR-770RSP NR-770HSP NR-760H NR-760R NR-770S NR77AM

Amateur radio antennas



NR780R NR-2000N NR7700 NR7900 NR950M DP-NR2E DP-NR2C DP-NR22L DP-NR22LH DP-NR72M

Model	Frequency	Gain	Max. power rating	Length	Weight	Connector	Type
SLIM GAINER V/UHF Mobile Whip Antenna							
AZ504FX	144/430MHz(2m/70cm)	2.15dBi(430MHz)	50W(Total)	0.39m	70g	MP	1/4λ(144MHz), 1/2λ radialless(430MHz)
AZ506FX	144/430MHz(2m/70cm)	2.15dBi(144MHz), 4.5dBi(430MHz)	50W(Total)	0.67m	85g	MP	3/8λ(144MHz), 3/4λ(430MHz) Nickel titanium/FRP outershell
AZ507FX	144/430MHz(2m/70cm)	2.15dBi(144MHz), 4.9dBi(430MHz)	50W(Total)	0.75m	120g	MP	1/2λ radialless(144MHz), 2x5/8λ radialless(430MHz)
AZ510FX	144/430MHz(2m/70cm)	2.15dBi(144MHz), 5.5dBi(430MHz)	50W(Total)	0.92m	100g	MP	1/2λ radialless(144MHz), 2x5/8λ radialless(430MHz) / Nickel titanium/FRP outershell
AZ503	144/430MHz(2m/70cm)	1.69dBi(430MHz)	50W(Total)	0.34m	65g	MP	1/4λ(144MHz), 3/8λ(430MHz)
AZ504	144/430MHz(2m/70cm)	2.15dBi(430MHz)	50W(Total)	0.39m	70g	MP	1/4λ(144MHz), 1/2λ radialless(430MHz)
AZ505	144/430MHz(2m/70cm)	3.8dBi(430MHz)	50W(Total)	0.47m	75g	MP	1/4λ(144MHz), 6/8λ C-Load radialless(430MHz)
AZ506	144/430MHz(2m/70cm)	2.5dBi(144MHz), 4.5dBi(430MHz)	50W(Total)	0.67m	100g	MP	3/8λ(144MHz), 3/4λ(430MHz)
AZ507R	144/430MHz(2m/70cm)	2.15dBi(144MHz), 4.9dBi(430MHz)	50W	0.75m	120g	MP	1/2λ radialless(144MHz), 2 x 5/8λ radialless(430MHz)
AZ510	144/430MHz(2m/70cm)	2.15dBi(144MHz), 5.5dBi(430MHz)	50W	0.95m	120g	MP	1/2λ radialless(144MHz), 2x5/8λ radialless(430MHz)
NR V/UHF Mobile Whip Antenna							
NR-770R	144/430MHz(2m/70cm)	2.15dBi(144MHz), 5.5dBi(430MHz)	200W(Total)	0.98m	210g	MP	1/2λ radialless(144MHz), 2x5/8λ radialless(430MHz)
NR-770RB	144/430MHz(2m/70cm)	3.0dBi(144MHz), 5.5dBi(430MHz)	200W FM (Total)	0.98m	210g	MP	1/2λ radialless(144MHz), 2x5/8λ radialless (430MHz)
NR-770H	144/430MHz(2m/70cm)	2.15dBi(144MHz), 5.5dBi(430MHz)	200W(Total)	1.02m	250g	MP	1/2λ radialless(144MHz), 2x5/8λ radialless(430MHz)
NR770HB	144/430MHz(2m/70cm)	2.15dBi(144MHz), 5.5dBi(430MHz)	200W FM (Total)	1.02m	250g	MP	1/2 λradialless (144MHz), 2x5/8 λ radialless(430MHz)
NR-770RSP	144/430MHz(2m/70cm)	2.15dBi(144MHz), 5.5dBi(430MHz)	200W(Total)	0.97m	240g	MP	1/2λ radialless(144MHz), 2x5/8λ radialless(430MHz)
NR-770HSP	144/430MHz(2m/70cm)	2.15dBi(144MHz), 5.5dBi(430MHz)	200W(Total)	1.00m	230g	MP	1/2λ radialless(144MHz), 2x5/8λ radialless(430MHz)
NR-760H	144/430MHz(2m/70cm)	2.15dBi(144MHz), 5.2dBi(430MHz)	150W(Total)	0.80m	200g	MP	1/2λ radialless(144MHz), 2x5/8λ radialless(430MHz)
NR760R	144/430MHz(2m/70cm)	2.15dBi(144MHz), 5.2dBi(430MHz)	100W(144MHz), 60W(430MHz)	0.77m	220g	MP	1/2λ radialless(144MHz), 2x5/8λ radialless(430MHz)
NR-770S	144/430MHz(2m/70cm)	2.15dBi(144/430MHz)	100W(Total)	0.43m	150g	MP	1/4λ(144MHz), 1/2λ radialless(430MHz)
NR77AM	144/430MHz(2m/70cm)	2.15dBi(430MHz)	100W	0.67m	140g	MP	1/4 λ (144MHz), 1/2 λ radialless (430MHz)
NR780R	144/430MHz(2m/70cm)	3.4dBi(144MHz), 6.0dBi(430MHz)	150W	1.1m	240g	MP	1/2 λC-Load radialless (144MHz), 2x5/8 λ C-Load radialless (430MHz)
NR2000N	144/430/1200MHz (2m/70cm/23cm)	3.15dBi(144MHz), 6.3dBi(430MHz), 9.7dBi(1200MHz)	100W(144/430MHz), 50W(1200MHz), 100W(Total)	0.99m	300g	NP	C-Load radialless(144MHz) 2x5/8λ C-Load radialless(430MHz) 5x5/8λ C-Load radialless(1200MHz)
NR7700	144/430MHz(2m/70cm) (300MHz receiving only)	3.0dBi(144MHz), 5.5dBi(430MHz)	250W(144MHz), 200W(430MHz)	1.00m	430g	MP	1/2λ radialless(144MHz), 2x5/8λ radialless(430MHz)
NR7900	144/430MHz(2m/70cm)	3.7dBi(144MHz), 6.4dBi(430MHz)	300W(144MHz), 250W(430MHz)	1.46m	700g	MP	6/8λ C-Load radialless(144MHz), 3x5/8λ C-Load radialless(430MHz)
NR950M	144/430/900MHz(2m/70cm/33cm) 150/300/450/800MHz receiving only	3.15dBi(144MHz), 6.3dBi(430MHz), 8.7dBi(900MHz)	200W(144MHz), 120W(430MHz), 50W(900MHz)	0.99m	260g	MP	1/2 λ C-Load radialless(144MHz), 2x5/8λ C-Load radialless(430MHz), 4x5/8λ C-Load radialless(900MHz)
DP-NR2E	144MHz(2m)	2.15dBi	200W	1.08m	150g	MP	1/2λ radialless
DP-NR2C	144MHz(2m)	4.1dB	150W	1.41m	200g	MP	6/8 λ C-Load radialless
DP-NR22L	144MHz(2m)	6.5dB	100W	2.46m	500g	MP	2x5/8λ radialless
DP-NR22LH	144MHz(2m)	6.5dB	280W	2.46m	520g	MP	2x5/8λ radialless
DP-NR72M	430MHz(70cm)	5.5dBi(2x5/8λ), 2.15dBi(1/2λ)	150W	0.98m(2x5/8λ), 0.38m(1/2λ)	200g	MP	2x5/8λ radialless(Full Elements), 1/2λ radialless(Lower Element only)

*Impedance:50Ω, VSWR: Less than 1.5

Amateur radio antennas

HF Mobile Whip Antenna



MD200



(From left)
MDC217, MDC80, MDC6

MDC217 (7/21MHz/40m/15m)
MDC80 (3.5MHz/80m)
MDC6 (50-54MHz/6m)
MD200(antenna body)

※ Max. power rating: 120W (SSB)



(From left)
MDC40HX, MDC15HX,
MDC20HX, MDC10HX

MDC40HX (7MHz/40m)

※ Max power rating 200W (SSB)

MDC20HX (14MHz/20m)

※ Max power rating 300W (SSB)

MDC15HX (21MHz/15m)

※ Max power rating 300W (SSB)

MDC10HX (28MHz/10m)

※ Max power rating 300W (SSB) 100W (29MHz)

MD200

Length: 2.00m

Weight: 640g

Connector: MP

The replacement coil has to be used with MD200.
It cannot be used by itself.

Magnet Antenna Grounding Sheet



MAT 50

MAGNET ANTENNA GROUNDING SHEET

Frequency: 7-50MHz
(3.5MHz BY USING TWO SHEETS)

Max power rating: 500W(SSB) 200W(FM/CM)

Ambient temperature: -20C to +90C

Adhesive performance: 110km/h (with no wind)

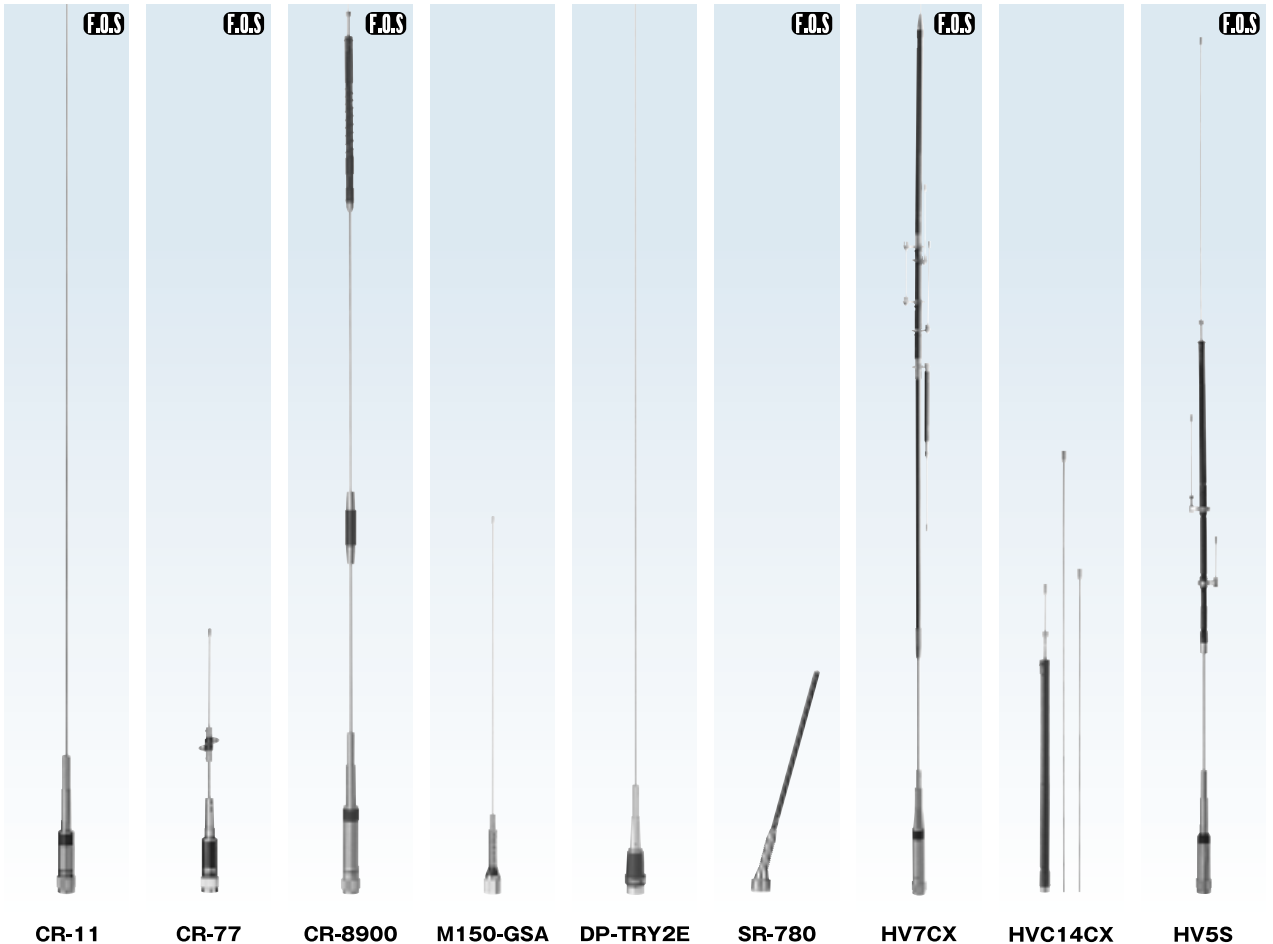
Dimensions: 80mm x 195mm (sheet size)

Cable length: approx. 30cm

Weight: 55g

Accessory: 16mm lug, heat shrink tubing

HF&V/UHF Mobile Whip Antenna



CR-11

CR-77

CR-8900

M150-GSA

DP-TRY2E

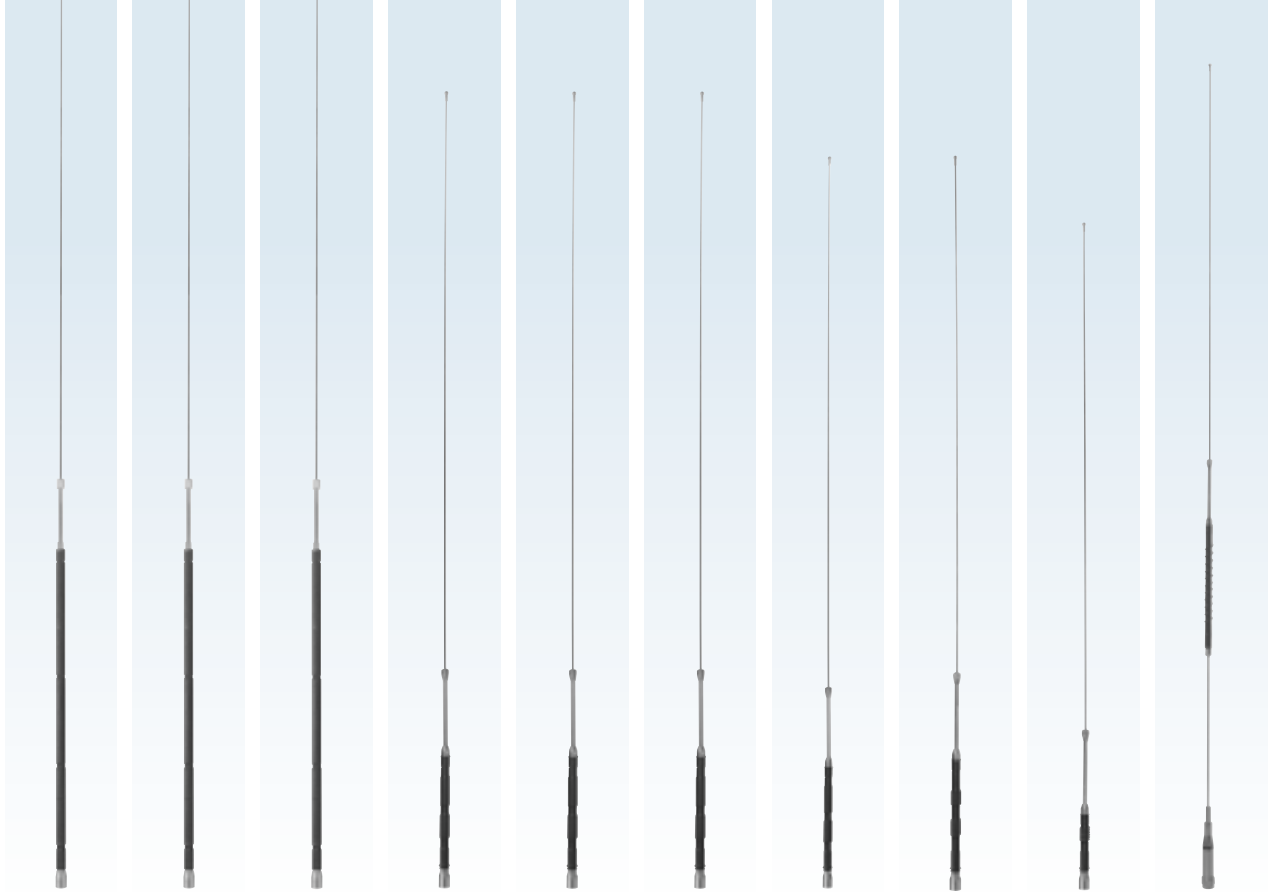
SR-780

HV7CX

HVC14CX

HV5S

Amateur radio antennas



HF80FX HF40FX HF30FX HF20FX HF16FX HF15FX HF12FX HF10FX HF6FX HF50CX

Model	Frequency	Gain	Max. power rating	Length	Weight	Connector	Type
HF & V/UHF Mobile Whip Antenna							
CR-11	26 to 28MHz	—	200W	1.65m	360g	MP	1/4λ
CR-77	144/430MHz(2m/70cm)	2.15dBi(144/430MHz)	100W(Total)	0.29m	90g	MP	1/4λ(144MHz), 1/2λ(430MHz)
CR-8900	29(FM)/50(FM)/144/430MHz (10m/6m/2m/70cm)	2.15dBi(144MHz), 5.5dBi(430MHz)	60W/FM(Total)	1.26m	490g	MP	1/4λ(29/50MHz), 1/2λ radialless(144MHz), 2 x 5/8λ(430MHz)
M150-GSA	144MHz(2m)	—	200W	0.51m	110g	MP	1/4λ
DP-TRY2E	144MHz(2m)	3.4dB	200W	1.32m	200g	MP	5/8λ, 1/4λ(50MHz)
SR-780	144/430MHz(2m/70cm)	2.15dBi(144MHz), 3.4dBi(430MHz)	50W	0.44m	330g	MP	1/4λ(144MHz), 5/8λ(430MHz) for trunk lid base use
HV7CX	★1	2.15dBi(144MHz), 5.5dBi(430MHz)	120W SSB(7~28MHz), 200W SSB(50~430MHz)	1.9m	660g(with 7MHz loading coil)	MP	1/4λ(7~50MHz), 1/2λ(144MHz), 2x5/8λ(430MHz)
HVC14CX	10/14MHz(30m/20m)	—	120W (SSB)	—	—	—	Optional element for HV7CX
HV5S	7/21/50/144/430MHz (40m/15m/6m/2m/70cm)	3.2dBi (430MHz)	120W SSB(7/21/50MHz), 200W SSB(144/430MHz)	1.42m	470g	MP	1/4λ(7/21/50/144MHz), 5/8λ(430MHz)
HF/VHF Mobile Whip Antenna							
HF80FX	3.5MHz (80m)	—	120W(SSB)	1.4m	220g	MP	1/4λ base loading
HF40FX	7MHz (40m)	—	200W(SSB)	1.4m	270g	MP	1/4λ base loading
HF30FX	10MHz (30m)	—	220W(PEP)	1.4m	240g	MP	1/4λ base loading
HF20FX	14MHz (20m)	—	220W(SSB)	1.2m	210g	MP	1/4λ base loading
HF16FX	18MHz (18m)	—	220W(SSB)	1.2m	190g	MP	1/4λ base loading
HF15FX	21MHz (15m)	—	220W(SSB)	1.2m	160g	MP	1/4λ base loading
HF12FX	24MHz (13m)	—	220W(SSB)	1.1m	150g	MP	1/4λ base loading
HF10FX	28MHz (10m)	—	250W(SSB)	1.1m	180g	MP	1/4λ base loading
HF6FX	50MHz (6m)	—	250W(SSB)	1.0m	130g	MP	1/4λ base loading
HF50CX	50MHz (6m)	—	210W(SSB)	1.9m	610g	MP	1/4λ center loading

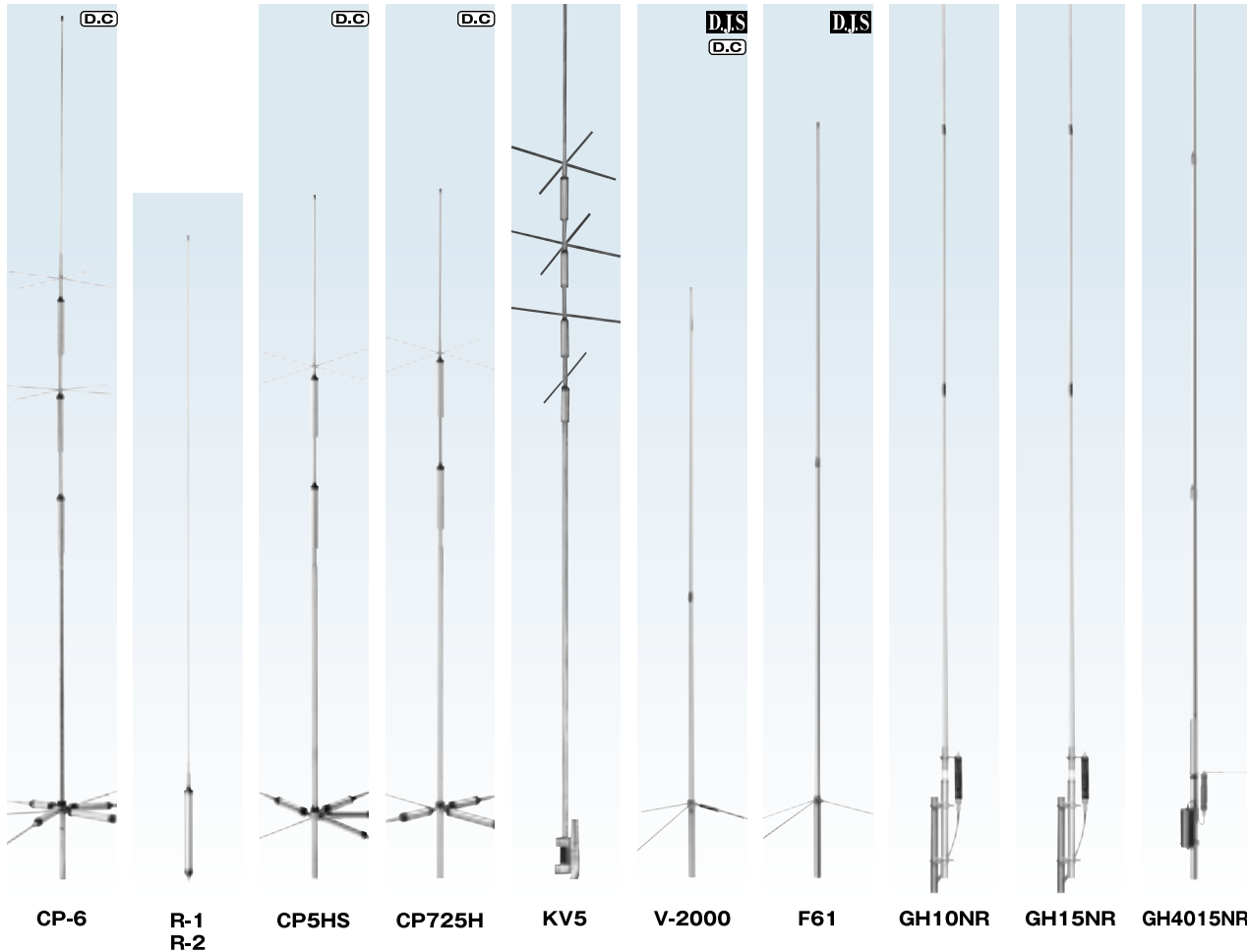
★1 = 7/(10/14)/21/(18/24)/28/50/144/430MHz(40m/(30m/20m)/15m/(17m/13m)/10m/6m/2m/70cm) 10/14MHz(30m/20m) and 18/24MHz(17m/13m) are with optional loading coils

*Impedance:50Ω,VSWR:Less than 1.5

Amateur radio antennas



HF&V/UHF
Fixed
Station
Antenna

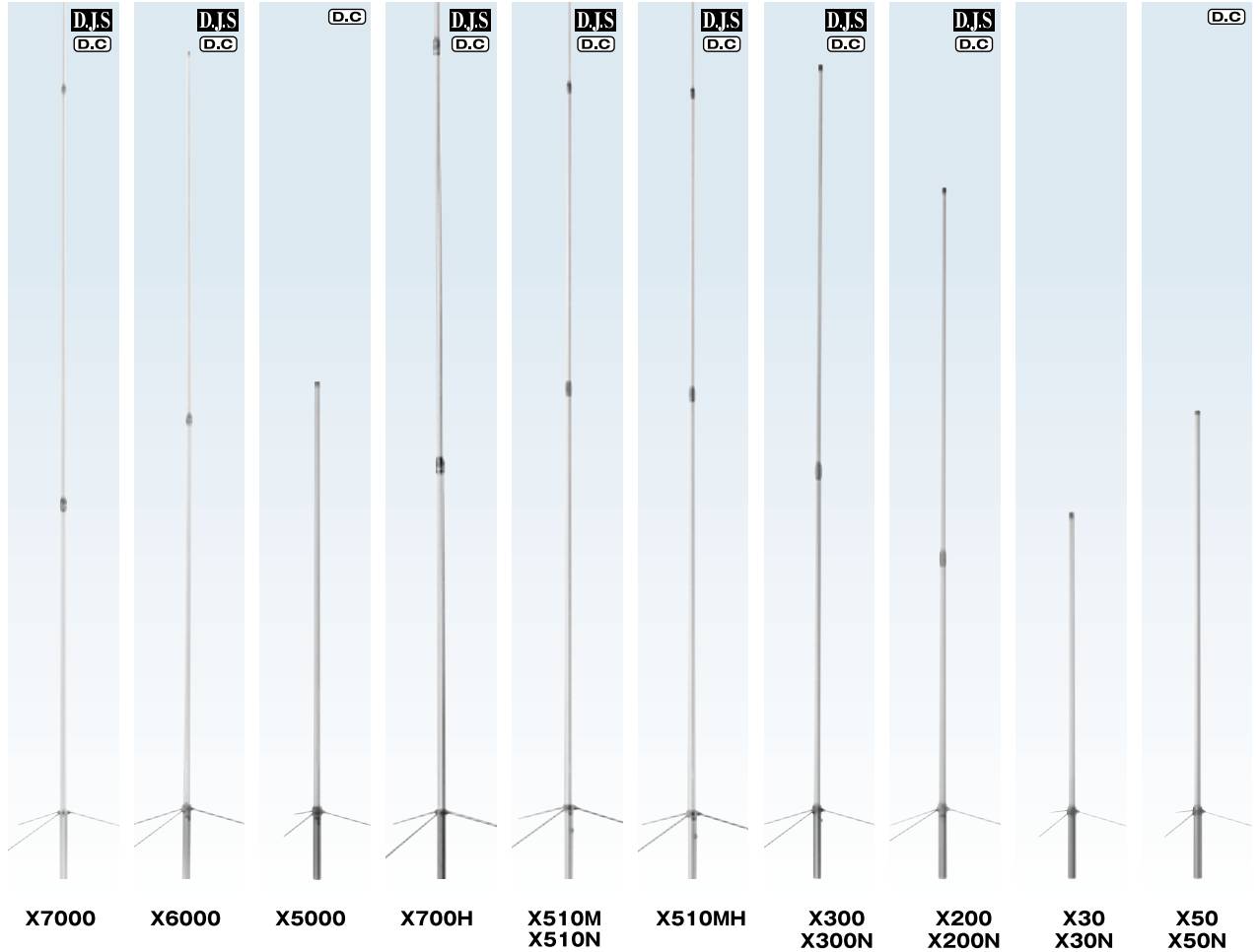


Model	Frequency	Gain	Max. power rating	Length	Radial Length	Weight	Rated wind velocity	Mast diameter accepted	Connector	Type
HF & V/UHF Fixed Station Antenna										
CP-6	3.5/7/14/21/28/50MHz (80m/40m/20m/15m/10m/6m)	—	200W(SSB)	4.6m	approx. 1.8m	4.9kg	40m/sec.	30-62φ	MJ	6 band trap vertical antenna with trap radials. One direction style radial elements 29MHz(FM).
R-1	3.575 - 3.650MHz	—	—	1.8m	—	0.7kg	—	—	—	Optional Radial Coil for CP6
R-2	3.650 - 3.725MHz	—	—	1.8m	—	0.7kg	—	—	—	Optional Radial Coil for CP6
CP5HS	7/14/21/28/50 MHz (40m/20m/15m/10m/6m)	—	200W SSB(7MHz), 400W SSB(14.21MHz), 500W SSB (28.29-50 MHz)	3.6m	1.8m	3.4kg	45m/sec.	30-62φ	MJ	5 bands trap vertical antenna
CP725H	7/21/28 (29) /50MHz (40m/15m/10m/6m)	—	200W(SSB),400W (SSB),500W(SSB)	3.6m	1.8m	3.6kg	45m/sec.	30-62φ	MJ	4 band trap vertical antenna with trap radials.
KV5	3.5/7/14/21/28 MHz (80m/40m/20m/15m/10m)	—	500W SSB (7/14/21/28/29MHz), 250W SSB(3.5MHz)	5.8m	—	2.9kg	35m/sec	30-62φ	MJ	5 bands vertical antenna
V2000	50/144/430MHz(6m/2m/70cm)	2.15dBi(50-52MHz), 6.2dBi(144MHz), 8.4(430MHz)	150W(Total)	2.5m	approx. 92cm	1.2kg	50m/sec.	30-62φ	MJ	1/2λ C-Load(50MHz),2x5/8λC-Load(144MHz), 4x5/8λ C-Load(430MHz)
F61	50MHz(6m)	2.7dBi	150W(SSB)	3.2m	—	1.4kg	50m/sec.	30-62φ	MJ	5/8λ FRP outershell
GH10NR	28MHz(10m)	—	300W(SSB) 100W(FM/CW)	4.6m	—	1.7kg	40m/sec.	30-62φ	MJ	1/2λ trapped radialless vertical antenna
GH15NR	21MHz(15m)	—	150W(SSB)	4.6m	—	1.6kg	40m/sec.	30-62φ	MJ	1/2λ trapped radialless vertical antenna
GH4015NR	7/21MHz (40m/15m)	—	150W(SSB)	7.0m	—	4.0kg	35m/sec.	30-62φ	MJ	1/2λ trapped radialless vertical antenna

*Impedance:50Ω, VSWR:Less than 1.5

Amateur radio antennas

V/UHF Fixed Station Antenna



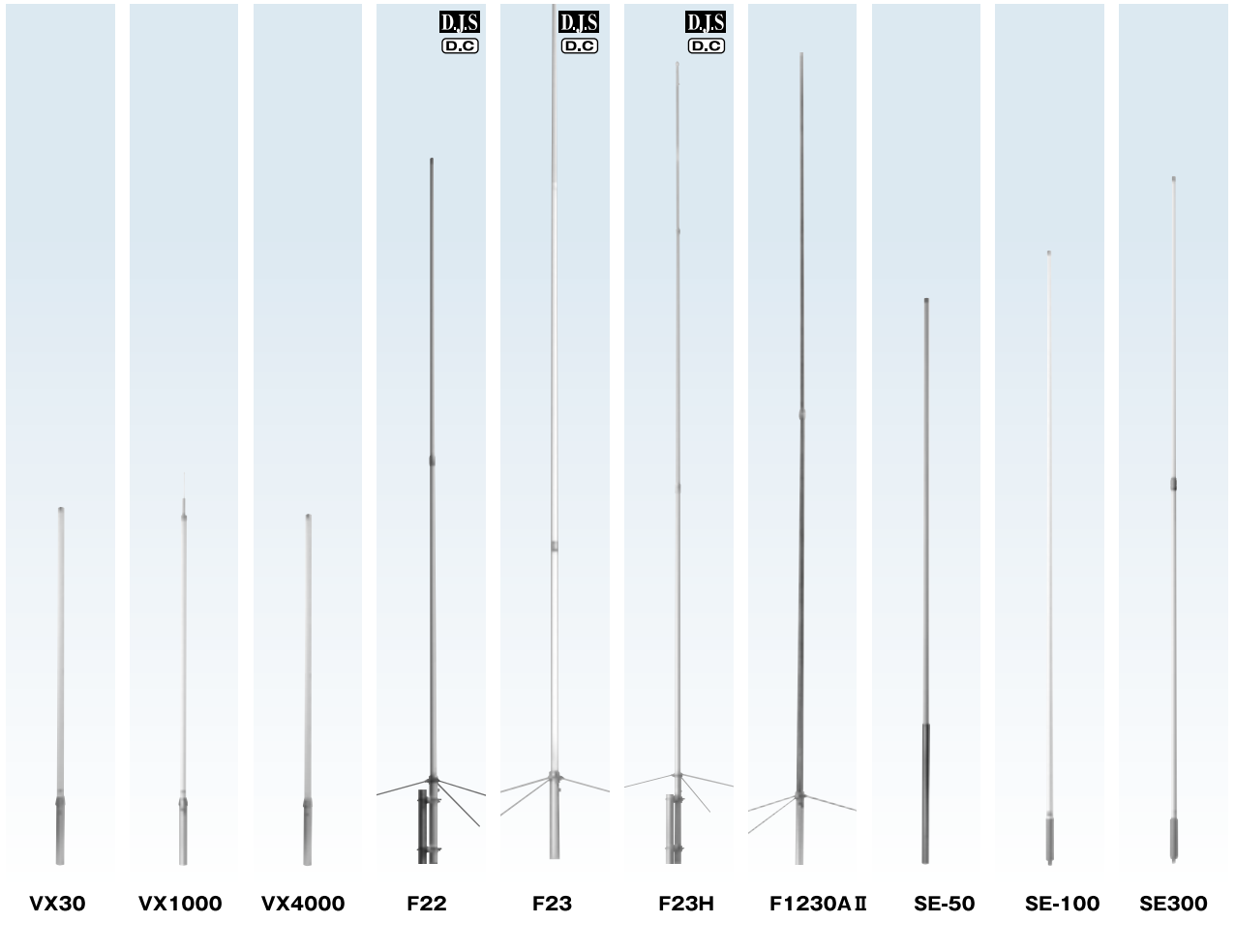
Model	Frequency	Gain	Max. power rating	Length	Radial length	Weight	Rated wind velocity	Mast diameter accepted	Connector	Type
V/UHF Fixed Station Antenna										
X7000	144/430/1200MHz (2m/70cm/23cm)	8.3dB(144MHz), 11.7dB (430MHz), 13.7dB(1200MHz)	100W(144/430MHz), 60W(1200MHz), 100W(Total)	5.0m	approx. 52cm	2.2kg	40m/sec.	30-62φ	NJ	3 x 5/8λ C-Load(144MHz), 8 x 5/8λ C-Load(430MHz), 14 x 5/8λ C-Load(1200MHz), FRP outershell
X6000	144/430/1200MHz (2m/70cm/23cm)	6.5dB(144MHz), 9.0dB (430MHz), 10.0dB(1200MHz)	100W(144/430MHz), 60W(1200MHz), 100W(Total)	3.05m	approx. 52cm	1.8kg	50m/sec.	30-62φ	NJ	2 x 5/8λ C-Load(144MHz), 5 x 5/8λ C-Load(430MHz), 6 x 5/8λ C-Load(1200MHz), FRP outershell
X5000	144/430/1200MHz (2m/70cm/23cm)	4.5dB(144MHz), 8.3dB (430MHz), 11.7dB(1200MHz)	100W(Total)	1.8m	approx. 19cm	0.9kg	60m/sec.	30-62φ	NJ	6/8λ C-Load(144MHz), 3 x 5/8λ C-Load(430MHz), 7 x 5/8λ C-Load(1200MHz), FRP outershell
X700H	144/430MHz (2m/70cm)	9.3dB(144MHz), 13.0dB(430MHz)	200W(Total)	7.2m	approx. 52cm	3.8kg	40m/sec.	★30-62φ	MJ	4 x 5/8λ C-Load(144MHz), 11 x 5/8λ C-Load(430MHz), FRP outershell
X510M X510N	144/430MHz (2m/70cm)	8.3dB(144MHz), 11.7dB(430MHz)	200W	5.2m	approx. 52cm	2.0kg	40m/sec.	30-62φ	MJ	3 x 5/8λ C-Load(144MHz), 8 x 5/8λ C-Load(430MHz), FRP outershell
X510MH	144/430MHz (2m/70cm)	8.3dB(144MHz), 11.7dB(430MHz)	350W	5.2m	approx. 52cm	2.08Kg	40m/sec.	30-60φ	MJ	3 x 5/8λ C-Load(144MHz), 8 x 5/8λ C-Load(430MHz), FRP outershell
X400	144/430MHz (2m/70cm)	7.9dB(144MHz), 11.0dB(430MHz)	200W(Total)	4.6m	approx. 52cm	2.2kg	40m/sec.	30-62φ	MJ	3 x 5/8λ C-Load(144MHz), 7 x 5/8λ C-Load(430MHz), FRP outershell
X300 X300N	144/430MHz (2m/70cm)	6.5dB(144MHz), 9.0dB(430MHz)	200W	3.1m	approx. 52cm	1.5kg	50m/sec.	30-62φ	MJ	2 x 5/8λ C-Load(144MHz), 5 x 5/8λ C-Load(430MHz), FRP outershell
X200 X200N	144/430MHz (2m/70cm)	6.0dB(144MHz), 8.0dB(430MHz)	200W(Total)	2.5m	approx. 52cm	1.2kg	50m/sec.	30-62φ	MJ/NJ	2 x 5/8λ(144MHz), 4 x 5/8λ(430MHz), FRP outershell
X30 X30N	144/430MHz (2m/70cm)	3.0dB(144MHz), 5.5dB(430MHz)	150W(Total)	1.3m	approx. 19cm	0.8Kg	60m/sec.	30-62φ	MJ/NJ	1/2λ(144MHz), 2 x 5/8λ(430MHz), FRP outershell
X50 X50N	144/430MHz (2m/70cm)	4.5dB(144MHz), 7.2dB(430MHz)	200W(Total)	1.7m	approx. 19cm	0.9kg	60m/sec.	30-62φ	MJ/NJ	6/8λ C-Load(144MHz), 3 x 5/8λ C-Load(430MHz), FRP outershell

★ More than 45φ diameter mast is recommended.

*Impedance: 50Ω, VSWR: Less than 1.5

Amateur radio antennas

V/UHF
Fixed Station
Antenna
&
Marine Fixed
Station
Antenna



Model	Frequency	Gain	Max. power rating	Length	Radial length	Weight	Rated wind velocity	Mast diameter accepted	Connector	Type
V/UHF Fixed Station Antenna										
VX30	144/430MHz (2m/70cm)	2.15dBi(144MHz), 5.5dBi(430MHz)	150W (Total)	1.3m	—	0.7kg	60m/sec.	30-62φ	MJ	1/2λ radialless(144MHz), 2 x 5/8 λ radialless (430MHz),FRP outershell
VX1000	50/144/430MHz (6m/2m/70cm)	1.5dBi(50MHz), 2.15dBi (144MHz),5.5dBi(430MHz)	150W SSB(Total)	1.42m	—	0.8kg	60m/sec.	30-62φ	MJ	1/2λ(50,5-52MHz),1/2λ radialless(144MHz), 2 x 5/8λ radialless(430MHz),FRP outershell
VX4000	144/430/1200MHz (2m/70cm/23cm)	2.6dBi(144MHz),5.8dBi (430MHz),9.2dBi(1200MHz)	100W (Total)	1.3m	—	0.7kg	60m/sec.	30-62φ	NJ	1/2λ C-Load radialless(144MHz), 2 x 5/8λ C-Load radialless (430MHz), 5 x 5/8λ C-Load radialless(1200MHz),FRP outershell
F22	144MHz (2m)	6.7dB	200W	3.2m	approx. 52cm	1.3kg	50m/sec.	30-62φ	MJ	omnidirectional 2X7/8λ,FRP outershell
F23	144MHz (2m)	7.8dB	200W	4.6m	approx. 52cm	1.7kg	50m/sec.	30-62φ	MJ	omnidirectional 3X5/8λ,FRP outershell
F23H	144MHz (2m)	7.8dB	350W	5.2m	approx. 50cm	2.0Kg	40m/sec.	30-62φ	MJ	omnidirectional 3X5/8λ,FRP outershell
F1230A II	1200MHz (23cm)	13.5dBi	100W	3.06m	approx. 62cm	1.15Kg	40m/sec.	30-62φ	NJ	1/2λ twenty-five-ement coaxial collinear antenna,FRP outershell
V/UHF Marine Fixed Station Antenna										
SE50	144/430MHz (2m/70cm)	4.5dB(144MHz), 7.2dB(430MHz)	100W	2.0m	—	0.8kg	60m/sec.	30-62φ	MJ	6/8λ radialless C-Load (144MHz),3x5/8λ radialless C-Load (430MHz),FRP outershell
SE100	144/430MHz (2m/70cm)	6.0dBi(144MHz), 8.0dBi(430MHz)	150W FM(Total)	2.25m	—	1.5kg	50m/sec.	25-100φ	MJ	2x5/8λ radialless(144MHz), 4x5/8λ radialless(430MHz),FRP outershell
SE300	144/430MHz (2m/70cm)	6.5dBi(144MHz), 9.0dBi(430MHz)	150W FM	2.85m	—	1.4kg	50m/sec.	30-62φ	MJ	2x5/8λ radialless C-Load (144MHz), 5x5/8λ radiallessC-Load(430MHz)

*Impedance:50Ω,VSWR:Less than 1.5

Amateur radio antennas



RH795




RH799



RH789



RH1230



RH103



RH519



RH771




RH775




RH707



RH701



RH536



RH3



RH951S



RH999

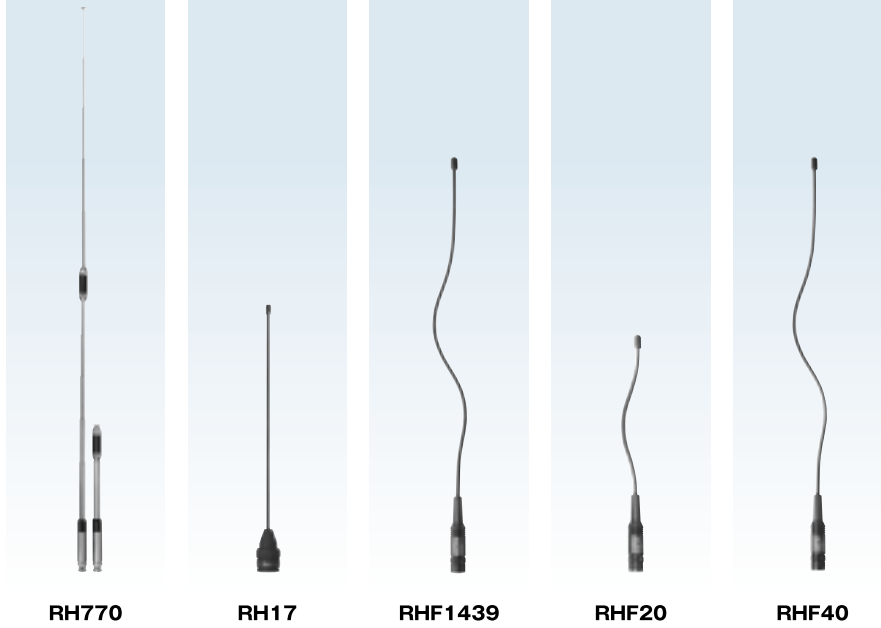


RH205

Model	Frequency	Gain	Max. power rating	Length	Weight	Connector	Type
V/UHF Hand Held Antenna (BNCP)							
RH795	70 to 1000MHz Wide-band antenna	2.15dBi	10W	115cm(full length), 19.5cm(retracted)10 stages	65g	BNC-P	1/4λ(70 to 300MHz),telescopic whip antenna
RH799	70 to 1000MHz Wide-band antenna	2.15dBi	10W	113.5cm(full length), 19.5cm(retracted)10 stages	65g	BNC-P	1/4λ(70 to 300MHz), 180 degrees tilt angle adjustable, telescopic whip antenna
RH789	95MHz to 1100MHz	2.15dBi(95 to 300MHz), 3.2dBi(300 to 1100MHz)	10W	80.5cm(full length), 19.5cm(retracted) 6 stages	35g	BNC-P	1/4λ(95 to 300MHz), 5/8λ(300 to 1100MHz),AM/FM receiving (at full length), omnidirectionally foldable structure
RH1230	120MHz/300MHz Air bands receiving only	2.15dBi(300MHz)	—	48cm	47g	BNC-P	1/4 λ(120MHz), 1/2 λ(300MHz)
RH103	120MHz/300MHz Air bands receiving only	—	—	4.5cm	18g	BNC-P	1/4 λ
RH519	144/430MHz(2m/70cm)	—	10W	20cm	15g	BNC-P	1/4λ, 120/150/300/450/800MHz for receiving only
RH771	144/430MHz(2m/70cm)	2.15dBi(430MHz)	10W	40cm	42g	BNC-P	1/4λ(144MHz),1/2λ radialless(430MHz), 120/150/300/450/800/900MHz for receiving only
RH775	144/430MHz(2m/70cm)	2.15dBi(430MHz)	10W	41cm(full length), 14cm(retracted) 8 stages	35g	BNC-P	1/4λ(144MHz),1/2 radialless(430MHz), 120/150/300/450/800/900MHz for receiving only
RH707	144/430MHz(2m/70cm)	—	10W	21cm	35g	BNC-P	1/4λ(144/430MHz), 120/150/300/450/800/900MHz for receiving only, 180 degrees tilt angle adjustable
RH701	144/430MHz(2m/70cm)	—	10W	21cm	30g	BNC-P	1/4λ(144/430MHz), 120/150/300/450/800/900MHz for receiving only
RH536	144/430MHz(2m/70cm)	2.15dBi	10W	36cm	15g	BNCP	1/4λ(144MHz),1/2λ radialless(430MHz),120/150/300/450/800/ 900MHz for receiving only, super flexible alloy element
RH3	144/430/1200MHz(2m/70cm/23cm)	—	10W	4.5cm	18g	BNC-P	1/4λ(144/430/1200MHz), 120/150/300/450/800/900MHz for receiving only
RH951S	144/430/1200MHz(2m/70cm/23cm)	2.15dBi(430MHz), 5.5dBi(1200MHz)	10W	35cm	30g	BNC-P	1/4λ(144MHz), 1/2λ(430MHz),2x5/8λ(1200MHz), 120/150/300/450/800/900MHz for receiving only
RH999	50/144/430/1200MHz (6m/2m/70cm/23cm)	2.15dBi(430MHz), 5.5dBi(1200MHz)	10W	51.5cm	65g	BNCP(with SMAP- BNCJ conversion)	1/4λ(50/144MHz), 1/2λ(430MHz),2x5/8λ(1200MHz), AM/FM/120/150/300/450/900MHz for receiving only
RH205	144MHz(2m)	—	—	134cm(full length), 23cm(retracted)10 stages	90g	BNC-P	5/8λ(full length), 1/4λ(retracted),telescopic whip antenna

*Impedance:50Ω

Amateur radio antennas



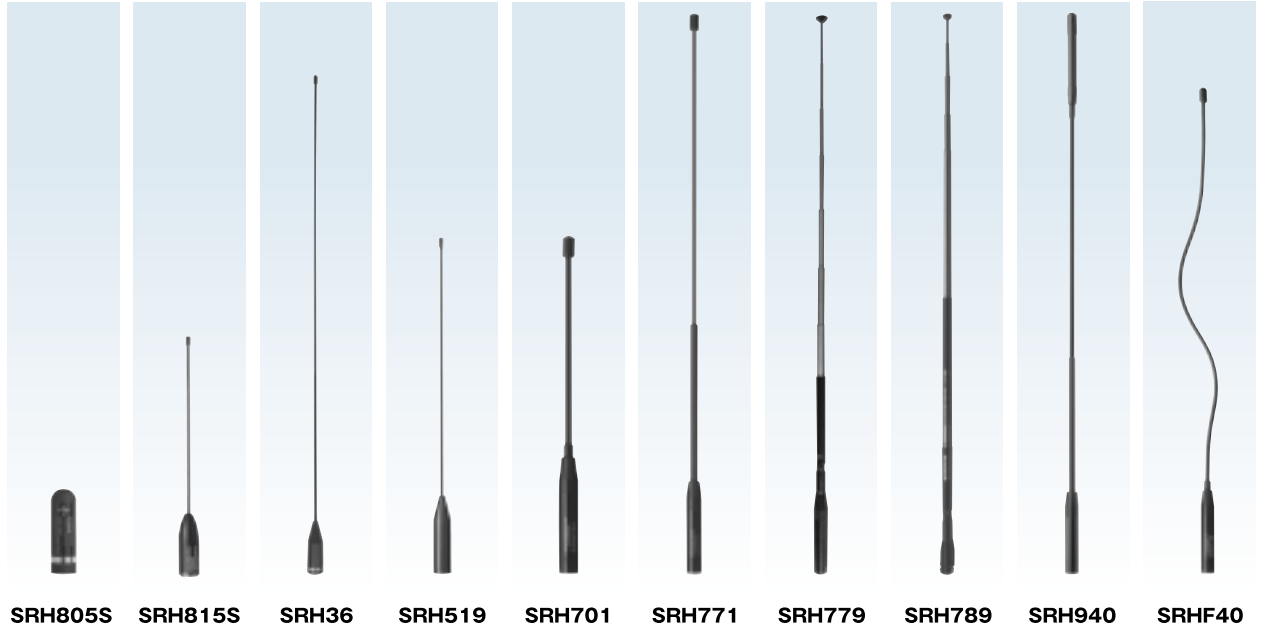
RH770

RH17

RHF1439

RHF20

RHF40



SRH805S

SRH815S

SRH36

SRH519

SRH701

SRH771

SRH779

SRH789

SRH940

SRHF40

Model	Frequency	Gain	Max. power rating	Length	Weight	Connector	Type
V/UHF Hand Held Antenna (BNCP)							
RH770	144/430MHz(2m/70cm)	3.0dB(144MHz), 5.5dB(430MHz)	20W	93cm (retracted 22.3cm) 10 stages	85g	BNC-P	1/2λ radialless(144MHz), 2x5/8λ radialless(430MHz), 300MHz receiving only
RH17	430MHz(70cm)	2.15dBi	10W	17cm	12g	BNC-P	1/4λ, 300/450MHz for receiving
RHF1439	139/399MHz	2.15dBi(399MHz)		40.5cm	40g	BNCP(Including BNC-J-SMAP connector)	1/4 λ (139MHz), 1/2 λ radialless(399MHz)
RHF20	144/430MHz(2m/70cm)	—	10W	21.5cm	30g	BNCP(Including BNC-J-SMAP connector)	1/4 λ(144/430MHz), 120/150/300/450/800/900MHz for receiving only
RHF40	144/430MHz(2m/70cm)	2.15dBi	10W	40.5cm	40g	BNCP(with SMAP-BNCJ conversion)	1/4λ(144MHz), 1/2λ radialless(430MHz), 120/150/300/450/800/900MHz for receiving only
V/UHF Hand Held Antenna (SMAP)							
SRH805S	144/430/1200MHz(2m/70cm/23cm)	—	10W	4.5cm	15g	SMA-P	1/4λ, 120/150/300/450/800/900MHz for receiving only
SRH815S	144/430/1200MHz(2m/70cm/23cm)	2.15dBi(1200MHz)	6W	15cm	10g	SMA-P	1/4λ(144/430MHz), 1/2λ(1200MHz), 120/150/300/450/800/900MHz for receiving only
SRH36	144/430MHz(2m/70cm)	2.15dBi	10W	36cm	15g	SMA-P	1/4λ(144MHz), 1/2λ radialless(430MHz), 120/150/300/450/800MHz for receiving only, super flexible alloy element
SRH519	144/430MHz(2m/70cm)	—	10W	21cm	9g	SMA-P	1/4λ(144/430MHz), 120/150/300/450/800MHz for receiving only
SRH701	144/430MHz(2m/70cm)	—	10W	21cm	26g	SMA-P	1/4λ(144/430MHz), 120/150/300/450/900MHz for receiving only
SRH771	144/430MHz(2m/70cm)	2.15dBi(430MHz)	10W	40cm	38g	SMA-P	1/4λ(144MHz), 1/2λ (430MHz), 120/150/300/450/900MHz for receiving only
SRH779	144/430MHz(2m/70cm)	2.15dBi(430MHz)	10W	44cm(full length), 16cm(retracted) 8 stages	38g	SMA-P	1/4λ(144MHz), 1/2λ (430MHz), FM/120/150/300/450/800/900MHz for receiving only
SRH789	95MHz to 1100MHz	2.15dBi(95 to 300MHz), 3.2dBi(300 to 1100MHz)	10W	80.5cm(full length), 20cm(retracted) 6 stages	29g	SMA-P	1/4λ(95 to 300MHz), 5/8λ (300 to 1100MHz), AM/FM receiving(at full length)
SRH940	50/144/430MHz(6m/2m/70cm)	2.15dBi	10W	45cm	44g	SMA-P	1/4λ(50/144MHz), 1/2λ(430MHz), AM/FM/Air band/150/300/450/900MHz receiving only
SRHF40	144/430MHz(2m/70cm)	2.15dBi(430MHz)	10W	40cm	40g	SMA-P	1/4λ(144MHz), 1/2λ radialless(430MHz), 120/150/300/450/900MHz receiving only

*Impedance:50Ω

Accessory for Handheld Transceivers

HE37

Soft earplug type
For ICOM, YAESU, STANDARD / Frequency:20 to 4000Hz /
Power:500mW (Max) / Impedance:8Ω
Earphone:Magnetic earphone / Code: Twist type, approx.1m /
Connector:3.5mm straight plug



DEH7M/K/S/V

DEH 7M 3.5φ Single plug type for ICOM, YAESU, STANDARD, ALINCO
DEH 7K 2.5φ Single plug type for KENWOOD
DEH 7S 3.5φ 4 Pole type (water proof), one plug for STANDARD
DEH 7V 3.5φ 4 Pole type, one plug for ICOM, YAESU, STANDARD

Frequency range:100MHz to 2000MHz
In put Earphone:15mW(MAX)
Impedance: 32Ω / Cable length:1.5m(M/K),1.0m(S/V)



DEH17M/K/S/V

DEH17M 3.5φ L-plug For ICOM, YAESU, STANDARD, ALINCO
DEH17K 2.5φ L-plug For KENWOOD
DEH17S 3.5φ 4 poles straight plug, waterproof For STANDARD
DEH17V 2.5φ 4 poles L-plug For ICOM, YAESU, STANDARD

Frequency range:20Hz to 3500Hz
In put Earphone:5mW (max)
Impedance:32Ω
Weight:20g Cable Length:1.0m



HE47M/K

HE47M 3.5φ L plug for ICOM, YAESU, STANDARD, ALINCO
HE47K 2.5φ L plug for KENWOOD

Frequency range:20Hz to 4500Hz
In put Earphone:300mW(MAX) / Impedance: 8Ω /
Cable length:1.0m



HE57M/K/S/V

HE57M 3.5φ 1 plug type for ICOM, YAESU, STANDARD, ALINCO
HE57K 2.5φ 1 plug type for KENWOOD
HE57S 3.5φ 4 pole type, waterproof, one plug for STANDARD VX6/VX7
HE57V 3.5φ 4 pole type, one plug for ICOM, YAESU, STANDARD

In-Put Earhone:80mW
Impedance:32Ω
Weight:20g
Cable Length:75cm



HE67K/M/S/V

HE67K 2.5φ 1 plug type for KENWOOD
HE67M 3.5φ 1 plug type for ICOM, YAESU, STANDARD, ALINCO
HE67S 3.5φ 4 pole type, waterproof, one plug for STANDARD VX6/VX7
HE67V 3.5φ 4 pole type, one plug for ICOM, YAESU, STANDARD

Frequency:500Hz to 5KHz
In-Put Earhone:10mW
Impedance:75Ω
Weight:20g
Cable Length:90cm




UM700M/K/S/V

UM700M 2 plugs straight type for ICOM, YAESU, STANDARD, ALINCO
UM700K 2 plugs L type for KENWOOD
UM700S 1 plug waterproof for STANDARD VX6/VX7
UM700V 1 plug L type for ICOM, YAESU, STANDARD

In-Put Speaker:500mW (MAX) 8Ω
Microphone:EMC TYPE, 2.2kΩ
Weight:105g
Cable Length:0.5-2m



EM Series plug



V type 3.5φ 4poles	K type Speaker:2.5φ Microphone:3.5φ	M type Speaker:3.5φ Microphone:2.5φ	S type 3.5φ 4poles
---------------------------------	--	--	---------------------------------

DEM10V/M/K

DEM10V Single plug type for ICOM, YAESU,
DEM10M Dual plug type for ICOM, YAESU, STANDARD, ALINCO
DEM10K Dual plug type for KENWOOD

Buit-in PTT locking mechanism / Direction free clip
Impedance:35Ω / Microphone:2kohms ECM
Earphone input:30mw (MAX) / Weight:25g /
Cable length:Approx. 1.3m



DEM20M/K/V/S

DEM20M Dual plug type for ICOM, YAESU, STANDARD, KENWOOD
DEM20K Dual plug type for KENWOOD
DEM20V Single plug type for ICOM, YAESU, STANDARD
DEM20S Single plug type (water proof) for STANDARD

Buit-in PTT locking mechanism / Direction free clip
Impedance:32Ω / Microphone:2.2kohms ECM
Earphone input:5mW (MAX) / Weight:34g /
Cable length:Approx. 1.0m



DEM20 Series plug



V type 3.5φ 4poles	K type Speaker:2.5φ Microphone:3.5φ	M type Speaker:3.5φ Microphone:2.5φ	S type 3.5φ 4poles
---------------------------------	--	--	---------------------------------

EM12M/K/S/V

EM12M 2 plugs straight type for ICOM, YAESU, STANDARD, ALINCO
EM12S 1 plug waterproof for STANDARD VX6/VX7
EM12V 1 plug L type for ICOM, YAESU, STANDARD
IN-PUT EARHONE:20mW (MAX) 32Ω


Microphone:EMC TYPE, 2.2kΩ
Microphone Sensibility:-40dB±5dB
Weight:30g
Cable Length:110 cm



EM13M/K/S/V

EM13M 2 plugs straight type for ICOM, YAESU, STANDARD, ALINCO
EM13K 2 plugs L type for KENWOOD
EM13S 1 plug waterproof for STANDARD VX6/VX7
EM13V 1 plug L type for ICOM, YAESU, STANDARD

In-Put Earhone:80mW (MAX)
Microphone:Emc Type:32Ω
Microphone Sensibility:-56dB ± 2dB
Weight:35g
Cable Length:110cm



EM100M/K/S/V

EM100M 2 plugs straight type for ICOM, YAESU, STANDARD, ALINCO
EM100K 2 plugs L type for KENWOOD
EM100S 1 plug waterproof for STANDARD VX6/VX7
EM100V 1 plug L type for ICOM, YAESU, STANDARD

In-Put Earhone:20mW (MAX) 32Ω
Microphone:EMC TYPE, 2.2kΩ
Microphone Sensibility:-40dB ± 2dB
Weight:78g
Cable Length:180 cm



EM200M/K/S/V

EM200M 2 plugs straight type for ICOM, YAESU, STANDARD, ALINCO
EM200K 2 plugs L type for KENWOOD
EM200S 1 plug waterproof for STANDARD VX6/VX7
EM200V 1 plug L type for ICOM, YAESU, STANDARD

In-Put Earhone:80mW (MAX) 32Ω
Microphone:EMC TYPE, 2.2kΩ
Microphone Sensibility:-31dB ± 5dB
Weight:45g
Cable Length:250cm



Beam Antenna for The Radio Communications

50MHz Beam Antenna



50MHz(6m)2-ELEMENTS PHASED DRIVE BEAM ANTENNA

A502HBR

Frequency:50 to 53MHz (Center frequency without adjustment is set to 51MHz)
 Gain:6.3dBi / Max. power rating:400W(SSB) / Impedance:50Ω
 VSWR: Less than 1.5:1(50 to 52MHz without adjustment) / FB ratio : More than 15dB
 Half power band width: Less than 70degrees / Wind surface area:0.14m²
 Rated wind velocity:40m/sec. / Turning radius: approx.1600mm / Connector:M-P(M-J)
 Mast diameter accepted:25mm to 56mm
 Dimensions:800mmx3000mmx85mm / Weight:1.7kg

144MHz(2m) Beam Antenna



A144S5R (Single)
 Support boom element for single antenna (optional) is required for one antenna operation.



A144S10R (Parallel stack)
 For two antennas, support boom element for dual antenna parallel stacked antennas(optional), and stack transformer(optional) are required for parallel stack operation.

Model	Single		Parallel stack	
	A144S5R (5 elements)	A144S10R (10 element)	A144S5R (X2)	A144S10R (X2)
Frequency	144 to 146MHz		144 to 146MHz	
Gain	9.1dBi	11.6dBi	11.5dBi	13.5dBi
Max.power rating	50W		100W	
Impedance	50Ω		50Ω	
VSWR	Less than 1.3:1		Less than 1.5:1	
Weight	0.63kg	1.1kg	2.2kg	3.2kg
Dimensions	950x1090x73mm	2130x1090x73mm	950x1090x1320mm	2130x1090x1320mm
Mast diameter accepted(mm)	25mm to 47mm(with support boom element for single antenna)		25mm to 56mm(with support boom element for dual antenna parallel stacked antennas)	
Connector	M-J		M-J	
FB ratio	More than 14dB	More than 15dB	More than 16dB	More than 17dB
Wind surface area	0.1m ²	0.16m ²	0.19m ²	0.31m ²
Turning radius	approx.860mm	approx.1450mm	approx.870mm	approx.1465mm

430MHz(70cm) Beam Antenna



A430S10R(Single)
 Support boom element for single antenna (optional) is required for one antenna operation.



A430S15R (Parallel stack)
 For two antennas, support boom element for dual antenna parallel stacked antennas(optional), and stack transformer(optional) are required for parallel stack operation.

Model	Single		Parallel stack	
	A430S10R(10 elements)	A430S15R(15 elements)	A430S10R(x 2)	A430S15R(x 2)
Frequency	430 to 440MHz		430 to 440MHz	
Gain	13.1dBi	14.8dBi	15.1dBi	16.8dBi
Max.power rating	50W		100W	
Impedance	50Ω		50Ω	
VSWR	Less than 1.4:1		Less than 1.5:1	
Weight	0.64kg	0.97kg	2.1kg	2.8kg
Dimensions	1190mmx370mmx73mm	2245mmx370mmx73mm	1190mmx370mmx830mm	2245mmx370mmx830mm
Mast diameter accepted(mm)	25mm to 47mm(with support boom element for single antenna)		25mm to 56mm(with support boom element for parallel stacked antenna)	
Connector	M-J		M-J	
FB ratio	More than 15dB	More than 14dB	More than 15dB	More than 16dB
Wind surface area	0.07m ²	0.11m ²	0.14m ²	0.22m ²
Turning radius	approx.820mm	approx.1390mm	approx.835mm	approx.1410mm

Amateur radio antennas

Optional Parts for Beam Antenna



Support boom element for parallel stacked antennas

SB144R
(144MHz/2m)

SB430R
(430MHz/70cm)



Support boom element for single antenna

KB144R
(144MHz/2m)

KB430R
(430MHz/70cm)




Stack transformer

SS770R
144MHz(2m)/430MHz(70cm)

HF Dipole Antenna

7/14/21/28/50MHz(40m/20m/15m/10m/6m) Traped V-Dipole Antenna



HFV5

•7/14/21/28/50MHz(40m/20m/15m/10m/6m)
•150W(SSB)(7/14MHz),220W(SSB)(21/28/50MHz)
Impedance:50Ω
VSWR:Less than 1.5:1(Within Resonant frequency band)
Length:4.0m / Weight:1.95kg
Mast diameter accepted:25mm to 62mm
Connector:M-J / Type:Traped dipole

HF Dipole Antenna



W-721

7/21MHz(40m/15m)
Max. power rating:1.2kW(PEP) Length:12.4m / Weight:1.2kg

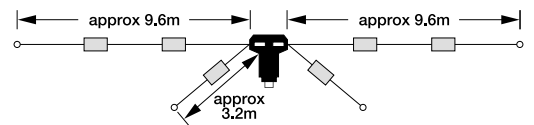


W-735

3.5/7MHz(80m/40m)
Max. power rating:1.2kW(PEP) Length:26m / Weight:1.85kg

W-8010

3.5/7/14/21/28MHz(80m/40m/20m/15m/10m)
Max. power rating:1.2kW(PEP) Length:19.2m / Weight:2.5kg



BB series Broad Band Antenna



BB2M Broad Band Antenna

TX:7-30/50MHz RX:3-100MHz Max. power rating:120W (SSB) Length:2.0m / Weight: 0.8kg / Connector:M-J

BB6W HF Wide Band Wire Antenna

2-30MHz Max. power rating:250W (SSB) Length:approx.6.4m / Weight: 0.8kg / TYPE:Long wire type / Connector:M-J

BB7V HF Wide Band GP Antenna

2-30MHz Max. power rating:250W (SSB) Length:approx.6.7m / Weight: 2.3kg / Connector:M-J

HF/VHF (50MHz) Balun



BU50

1.7 to 40MHz
50Ω
Max. power rating:
1.2kW(PEP)



BU55

3 to 75MHz
50Ω
Max. power rating:
500W(PEP)

Discone Antenna

D130 / D130J / D130N / D130NJ

(25 to 1300MHz for receiving)
 (50/144/430/904/1200MHz for transmitting)
 Length:1.7m / Weight:1kg / Max. diameter:84cm
 Mast diameter accepted:25mm to 50mm
 Coaxial cable:RG58A/U approx.15m with M-connectors / N-connectors
 Max power rating 20W(50MHz) 200W(more than 140MHz)
 ※D130J / D130NJ without coaxial cable assembly.

D1300AM

(25 to 1300MHz for receiving)
 (50/144/430/904/1200MHz for transmitting)
 Length:1.7m / Weight:1kg / Max. diameter:84cm
 Mast diameter accepted:25mm to 50mm
 Max Power Rating : 20W (50MHz) ,
 100W (more than 144MHz)

D150

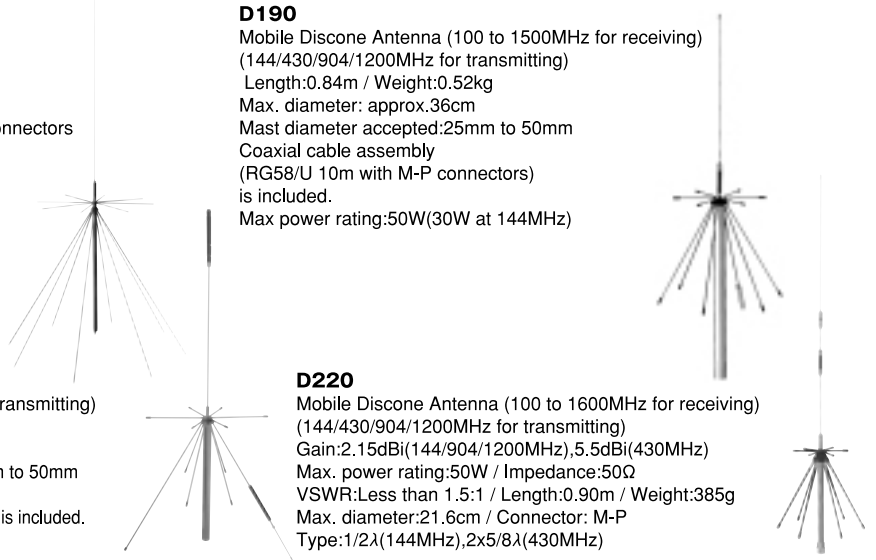
(50 to 1500MHz for receiving) (50/144/430/904/1200MHz for transmitting)
 Length:1.04m / Weight:0.62kg / Max. diameter:0.58m
 Max. power rating:50W(FM)(30W FM at 50MHz band)
 Impedance:50Ω / Connector:M-J / Mast diameter accepted:25mm to 50mm
 Type:Wide band discone antenna
 Coaxial cable assembly (RG58/U 10m with M-P connectors at ends) is included.

D190


Mobile Discone Antenna (100 to 1500MHz for receiving)
 (144/430/904/1200MHz for transmitting)
 Length:0.84m / Weight:0.52kg
 Max. diameter: approx.36cm
 Mast diameter accepted:25mm to 50mm
 Coaxial cable assembly
 (RG58/U 10m with M-P connectors)
 is included.
 Max power rating:50W(30W at 144MHz)

D220

Mobile Discone Antenna (100 to 1600MHz for receiving)
 (144/430/904/1200MHz for transmitting)
 Gain:2.15dBi(144/904/1200MHz),5.5dBi(430MHz)
 Max. power rating:50W / Impedance:50Ω
 VSWR:Less than 1.5:1 / Length:0.90m / Weight:385g
 Max. diameter:21.6cm / Connector: M-P
 Type:1/2λ(144MHz),2x5/8λ(430MHz)



Receiving Antenna



D303 (Fixed Station Antenna)

Receiving frequency:0.5 to 200MHz wide band
 Length:1.56m / Weight:0.85kg / Impedance:50Ω / Connector:M-J
 Rated wind velocity:60m/sec. / Mast diameter accepted:30mm to 62mm
 Coaxial cable assembly(RG58/U 10m with M-P connector at both ends) is included.

D777 (Fixed Station Antenna)

Receiving frequency:120/300MHz / Gain:3.4dBi(120MHz),5.5dBi(300MHz) / Impedance:50Ω / Length:approx.1.7m / Weight:1.0kg
 Connector:M-J / Rated wind velocity:60m/sec. / Mast diameter accepted:30mm to 62mm / Type:5/8λ (120MHz),2x5/8λ (300MHz)

D103 (Mobile Whip Antenna)

Receiving frequency:120/300MHz air bands / Gain:2.15dBi(120MHz),5.5dBi(300MHz) / Impedance:50Ω
 Length:approx.1.3m / Weight:225g / Connector:M-P / Type:1/2λ (120MHz) 2x5/8λ,(300MHz)

Flat Antenna For Receiving Am/Fm/Short-Wave



D5080

Receiving Freq. AM/FM/SHORT WAVE
 Impedance:50 Ω
 Dimensions:285(W)x184(H)xTHICKNESS 1.5mm
 Weight:240 g (INCLUDING CABLE)
 Cable:1.5D-2V 4m with MP connector


2.4GHz Antenna



MG200

Gain:7.0dBi / Impedance:50Ω / VSWR:Less than 1.5:1 / Length:0.6m / Weight:290g
 Connector:N-P / Type:3x1/2λ coaxial mobile gain whip antenna, FRP outershell

Surge Protector Coaxial Switch Dummy Load



Model	Frequency range	power rating	Impedance	VSWR	Input Connector	Dimensions
Dummy Load						
DL-30A	DC to 500MHz	15W(AVG), 100W(PEAK)	50Ω	Less than 1.15:1	MP	30mmxL75mm
DL-30N	DC to 500MHz	15W(AVG), 100W(PEAK)	50Ω	Less than 1.1:1	NP	30mmxL75mm

Model	Frequency range	Impedance	Connector	VSWR	Insertion loss	Isolation (output terminated)	Max. power rating	Dimensions (WXHXD)mm	Weight
Surge Protector									
SP1000	DC-1000MHz	50Ω	MJ-MJ	Less than 1.2	—	—	400W (PEP)	66Wx41Hx20D	80g
SP3000	DC-3000MHz	50Ω	NJ-NJ	Less than 1.2	—	—	200W (PEP)	78Wx41Hx20D	110g
SP3000P	DC-3000MHz	50Ω	NJ-NP	Less than 1.2	—	—	400W (PEP)	77Wx41Hx21D	110g
SP1000PW	DC-1000MHz	50Ω	MJ-MP	Less than 1.2	—	—	400W (PEP)	78Wx55Hx26D	130g
SP3000W	DC-3000MHz	50Ω	NJ-NJ	Less than 1.2	—	—	200W (PEP)	78Wx55Hx26D	140g
Coaxial Switch									
CX210A	DC to 1000MHz	50Ω	MJ	Less than 1.05:1(DC to 500MHz), Less than 1.1:1(500 to 1000MHz)	Less than 0.05dB(DC to 500MHz), Less than 0.1dB(500 to 1000MHz)	More than 70dB(DC to 200MHz), More than 60dB(200 to 1000MHz)	1.5KW	71Wx57Hx42Dmm	440g
CX210N	DC to 3000MHz	50Ω	NJ	Less than 1.05:1(DC to 500MHz), Less than 1.1:1(500 to 1000MHz), Less than 1.15:1(1000 to 2000MHz), Less than 1.2:1(2000 to 3000MHz)	Less than 0.05dB(DC to 500MHz), Less than 0.1dB(500 to 1000MHz), Less than 0.15dB(1000 to 2000MHz), Less than 0.2dB(2000 to 3000MHz)	More than 70dB(DC to 200MHz), More than 60dB(200 to 1000MHz), More than 55dB (1000 to 2000MHz), More than 50dB(2000 to 3000MHz)	1.5KW	71Wx57Hx42Dmm	440g
CX310A	DC to 800MHz	50Ω	MJ	Less than 1.1:1(DC to 500MHz), Less than 1.2:1(500 to 1000MHz)	Less than 0.1dB(DC to 500MHz), Less than 0.15dB(500 to 1000MHz)	More than 60dB(DC to 500MHz), More than 50dB(500 to 800MHz)	1.5KW(DC to 30MHz), 1KW(30 to 150MHz), 500W(150 to 800MHz)	84Wx95Hmm	575g
CX310N	DC to 1500MHz	50Ω	NJ	Less than 1.1:1(DC to 500MHz), Less than 1.2:1(500 to 1500MHz)	Less than 0.1dB(DC to 500MHz), Less than 0.2dB(500 to 1500MHz)	More than 60dB(DC to 500MHz), More than 50dB(500 to 1500MHz)	1.5KW(DC to 30MHz), 1KW(30 to 150MHz), 500W(150 to 500MHz), 250W(500 to 1000MHz), 150W(1000 to 1500MHz)	84Wx95Hmm	575g

Duplexer & Triplexer



Model	Passband width	Power rating	Insertion loss (in amateur bands)	Isolation (in amateur bands)	Impedance	VSWR	Connectors	Coaxial Cable	Dimensions (WXHXD)mm	Weight
Duplexer										
MX72A	LPF : 1.6 to 30MHz 140 to 150MHz	1.6 to 30MHz: 400W(CW)/1kW(PEP)	LPF : Less than 0.15dB HPF: Less than 0.25dB	More than 60dB	50Ω	Less than 1.2	(MIX)NJ,(144)MP (430)NP	5D-2VS (35cm)	46Wx27Hx57Dmm	220g
MX-72N	HPF : 400 to 460MHz	140 to 150MHz: 150W(CW)/400W(PEP)	LPF : Less than 0.15dB HPF: Less than 0.25dB	More than 60dB		Less than 1.2:1	(MIX)MJ,(144)MP (430)NP	5D-2VS (35cm)	46Wx25Hx57Dmm	220g
MX-72H	LPF : 1.6 to 225MHz HPF: 340 to 1000MHz receiving only)	400 to 460MHz: 100W(CW)/250W(PEP)	LPF : Less than 0.1dB HPF: Less than 0.2dB	More than 60dB		Less than 1.2:1	(MIX)MJ,(144)MP (430)MP	—	46Wx27Hx57Dmm	180g
MX-72D	LPF : 1.3 to 30MHz HPF : 49 to 470MHz (76 to 120MHz receiving only)	1.3 to 30MHz:600W(PEP) 49 to 250MHz:600W(PEP) 300 to 470MHz:500W(PEP)	LPF : Less than 0.2dB (1.3 to 30MHz) HPF : Less than 0.25dB(49 to 470MHz)	More than 45dB		Less than 1.2:1	(MIX)MJ (1.3 to 30MHz) MP (49 to 470MHz) MP	5D-2V (35cm)	86Wx25Hx64Dmm	360g
MX-610	LPF : 1.6 to 50MHz HPF : 76 to 470MHz (76 to 120MHz receiving only)	600W(PEP)	LPF:Less than 0.2dB/ 140 to 470MHz:Less than 0.3dB	More than 50dB		Less than 1.2:1	(MIX)MJ (1.6 to 50MHz)MP (76 to 470MHz)MP	5D-2V (35cm)	86Wx25Hx64Dmm	360g
Triplexer										
MX-3300MN	LPF : 1.6 to 160MHz BPF : 350 to 500MHz HPF : 850 to 1300MHz	LPF : 800W(PEP) BPF : 500W(PEP) HPF : 200W(PEP)	LPF :Less than 0.2dB BPF:Less than 0.3dB HPF:Less than 0.4dB	More than 55dB	50Ω	Less than 1.2:1	(MIX)MJ (144)MP (430)MP (1200)NP	5D-2VS (35cm)	86Wx25Hx64Dmm	385g
MX-3000							(MIX)NJ,(144)MP (430)MP,(1200)NP			410g
MX-3000N							(MIX)NJ,(144)MP (430)NP,(1200)NP			420g
MX-2000	LPF : 1.6 to 60MHz BPF : 110 to 170MHz HPF : 300 to 950MHz	LPF : 800W(PEP) BPF : 800W(PEP) HPF : 500W(PEP)	LPF :Less than 0.15dB BPF:Less than 0.2dB HPF:Less than 0.25dB	More than 60dB			Less than 1.2:1			(MIX)MJ (50)MP (144)MP (430)MP

SWR/POWER Meter



Model	Frequency range	Power display rating	Minimum power at SWR measurement
SWR Power Meter			
SX1000	1.8 to 1300MHz/S1(1.8 to 160MHz), S2(430 to 1300MHz)	5W 20W 200W	S1(1W),S2(2W)
SX600 SX600N	1.8 to 525MHz/S1(1.8 to 160MHz), S2(140 to 525MHz)		S1(1W), S2(4W)
SX400 SX400N	140 to 525MHz		4W
SX200	1.8 to 200MHz		1W
SX100	1.6 to 60MHz	30W 300W 3KW	3W
Compact SWR Power Meter			
SX27P	140 to 150MHz/ 430 to 450MHz	15W 60W	—
Compact SWR Power Meter			
SX40C	144 to 470MHz	30W 300W	3W
SX20C	3.5 to 30MHz/50 to 54MHz/130 to 150MHz	30W 300W	3W

High Performance DC Regulated & Switching Power Supply

Model	Input voltage	Output voltage	Output current	Dimensions	Weight	Type
GSV3000	AC100V/230V (50,60Hz)	DC1V to 15V variable	30A(continuous)(13.8V) (8hours), 34A(intermittent) (1 min. on and 1 min. off)	250Wx150Hx240Dmm	9kg	Built in Dc cooling fan
GSS3000		13.8VDC	30A(continuous)(13.8V) (8hours), 34A(intermittent) (1 min. on and 1 min. off)			
GSV1200		DC1V to 15V variable	12A(continuous)(13.8V) (8hours), 15A(intermittent) (1 min. on and 1 min. off)			

Model	Input voltage	Output voltage	Output current	Dimensions	Weight	Type
GSS1200	AC100V/230V (50,60Hz)	13.8VDC	12A(continuous)(13.8V) (8hours), 15A(intermittent) (1 min. on and 1 min. off)	160Wx100Hx235Dmm	5.8kg	
GSV500		DC6 to 15V variable	5A(continuous)(13.8V) (8hours), 5A(1 min. on and 1 min. off)			
GSS400		DC13.8V	3.2A(continuous)(13.8V) (8hours), 4A(intermittent) (1 min. on and 1 min. off)			

Model	Input voltage	Output voltage	Output current	Dimensions	Weight	Type
GZV6000 (Switching)	AC100V/230V (50,60Hz)	DC1V to 15V variable	60A (continuous, 8hours)	210Wx110Hx330Dmm	5.2kg	Cooling system: Forced air flow with DC fan Built in speaker
GZV4000 (Switching)		DC5 to 15V variable	40A (continuous, 8hours)		3.5kg	
GZV2500 (Switching)		DC5 to 15V variable	20A (continuous, 8hours)		2.5kg	


©110VAC types and 220VAC type and available

DC to DC Converter

Model	Input voltage	Output voltage	Max Output current	Dimensions (W×H×D)mm	Weight	Type
GZR2000	DC22V to 30V	DC13.8V±0.5V	20A(continuous), 23A(intermittent)	156Wx57Hx168Dmm	1.4kg	Over load protection circuit:16V±0.5V Back up current:0.2A cooling system
GCM3500			35A	170Wx115Hx270Dmm	3.3kg	Built in DC cooling fan Over load protection circuitBuilt in DC cooling fan Over load protection circuit
GCR1000			10A(continuous)(DC24V)(for 8 hours), 12A(intermittent)(for 1 min. on and 1 min. off)	143Wx50Hx183Dmm	1.3kg	Over load protection circuit
GCR500			5A (continuous)(DC24V)(for 8 hours), 5.5A(intermittent)(for 1min. on and 1 min. off)	112Wx45Hx100Dmm	0.6kg	
GCR125						

Accuracy of full scale	Insertion loss	Measurement function	Connectors	Display illumination	Power supply	Dimensions (W×H×D)mm	Weight	Sensor
±10%	S1(less than 0.2dB), S2(less than 0.15dB)	Forward RF power, Reflected RF power, SWR,PFP monitor	S1(MJ), S2(NJ)	Meter illumination and LED function display require external DC13.8V power	DC13.8V	155Wx63Hx103Dmm	890g	2 sensors (S1/S2)
±10%	S1(less than 0.2dB), S2(less than 0.3dB)		MJ/NJ	—			630g	
5W Range ±10%(F.S),20W Range ±5%(F.S), 50W Range ±5%(F.S),(Add -10% of full scale at 220 to 420MHz,add +10% of full scale at 450 to 525MHz)	Less than 0.1dB(140 to 250MHz) Less than 0.2dB(400 to 470MHz) Less than 0.3dB(525MHz)		MJ	—			540g	—
V Range ±5%(F.S),20W Range ±7.5%(F.S), 200W Range ±5%(F.S), (Add +15% of full scale at 160 to 200MHz)	Less than 0.15dB(1.8 to 3.5 MHz), Less than 0.2dB(150 to 200MHz)		M-BR	—			640g	—
—	Less than 0.3dB	Forward Rf power,SWR	MJ	—	—	64Wx75Hx31Dmm	200g	—
10%AT.FS	—	—	MJ	—	—	85Wx87Hx95Dmm	270g	—

Motor Drive Mount Base



K9000

- Operation Voltage:DC13.8V(10 to 16V)
- Current consumed:0.95Amax(13.8V)
- Operation speed:Approx.4sec.(from 0 to 90 degrees)
- Operation angle:between 45 to 90 degrees
- Driving torque:More than 40kg/cm
- Max. antenna load:Less than 1.4m in total length,less than 350g

※The K9000 can not be used without appropriate installation bracket.

K9000

The K9000 can not be used without appropriate installation bracket.

+

KRS

Roofside gutter mount bracket

KRR

Rooftop railing mount bracket

KLR


Rooftop railing mount bracket

KTH

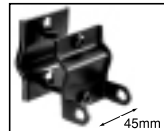
Trunk lid/hatchback gate mount bracket



KRS



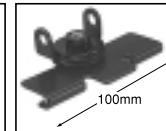
KRR



KLR



KTH



Speaker



P1010

Speaker:102mm 8Ω
With Noise Filter
With magnetic bracket
Mute switch (-8dB)
Max. input: 6W
Dimension:142Wx113Hx57Dmm



P810A

Built-in amplifier with volume control
Built-in noise filter
Speaker:77mm 8Ω
Power:DC13.8V Only for 12V battery cars
Max. input:6W
Dimensions:113Wx93Hx49Dmm
Cigar lighter plug, DC cable 3m with 3.5mm plug, and magnet bracket are included



P810

Built-in noise filter switch and mute switch(-8dB) /
Speaker:77mm 8Ω
Max. input:6W /
Dimensions:113Wx93Hx43Dmm
Magnet bracket is included



P710

Speaker:57mm 8Ω
With Noise Filter
With magnetic bracket
Max. input: 3W
Dimension:85Wx75Hx43Dmm



P610

Speaker:57mm 8ohms
Max. input:5W
Dimensions:75Wx69Hx31Dmm
Magnet bracket and DC cable 3m with 3.5mm plug are included

Bracket and Magnetic Base

Gutter Mount Antenna Bracket

K300
Tilt angle adjustable
SUPER GAINER



← 40mm →

K301
2-axis adjustable
Compact heavy duty type
(Tilt angle adjustable mount only)



← 30mm →



K11
(Heavy duty type Tilt angle adjustable mount only)

← 55mm →

BL (mount only)
Stainless steel




← 56mm →

K311
2-axis adjustable
(Tilt angle adjustable mount only)



← 45mm →


K110
(Ultra heavy duty type Tilt angle adjustable mount only)




← 86mm →

Trunk Lid Mount Antenna Bracket

K600M
Tilt angle adjustable
0 to 9 degrees
Coaxial cable:RG188A/
U 5D-FV 5m
Connector: MJ-MP




← 109mm →




KTRII
Tilt angle adjustable 0 to 9 degrees

TE-5M
Tilt angle adjustable 0 to 9 degrees
Coaxial cable:RG188A/U 5D-FV 5m
Connector: MJ-MP



← 125mm →

TRAI
Tilt angle adjustable 0 to 9 degrees
Coaxial cable: RG58C/U 4m
Connector: MJ-MP



Magnet Mount Antenna

MR77
144/430MHz(2m/70cm)
Gain:3.4dBi(430MHz)
Max.Power rating:70W
Impedance:50Ω
Weight:0.4kg / Length:0.5m
Coaxial cable:RG-58C/U
4m M-P Connector


MR77B
144/430MHz(2m/70cm)
Gain:3.4dBi(430MHz)
Max.Power rating:70W
Impedance:50Ω
Weight:0.4kg / Length:0.5m
Coaxial cable:RG-58C/U
4m BNC-P Connector

MR77S
144/430MHz(2m/70cm)
Gain:3.4dBi(430MHz)
Max.Power rating:70W
Impedance:50Ω
Weight:0.4kg / Length:0.5m
Coaxial cable:RG-58C/U
4m SMA-P Connector

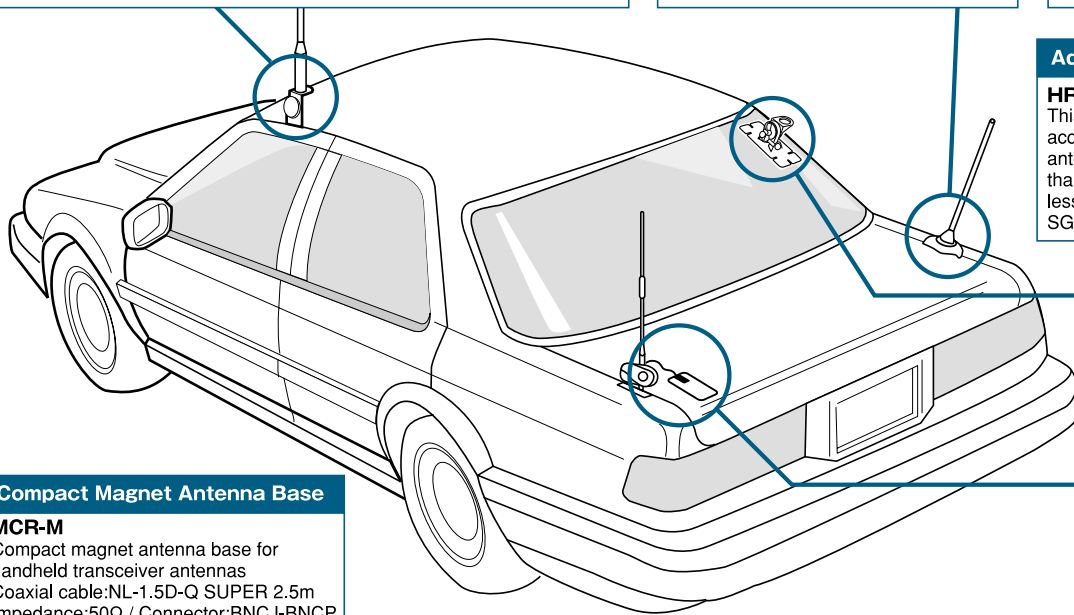


Adhesive Backed Mount

HRK
This bracket can accept only those antennas with less than 1m in length and less than 200g in weight such as SGM506R,SGM507,AZ510FX,AZ507R.




← 100mm →
← 40mm →



Compact Magnet Antenna Base

MCR-M
Compact magnet antenna base for handheld transceiver antennas
Coaxial cable:NL-1,5D-Q SUPER 2.5m
Impedance:50Ω / Connector:BNCJ-BNCP
Magnet diameter:53mm



Magnet Antenna Grounding Sheet

MAT 50
*For details, please refer to P10



Rooftop Carrier / Mirror Stay Mount Antenna Bracket


SUPER GAINER

K540
Tilt angle adjustable/mount bracket only
Mast diameter accepted:15mm to 25mm



← 45mm →

K44
Heavy duty type Tilt angle adjustable/mount bracket only
Mast diameter accepted:15mm to 25mm



← 55mm →

CRM
Mount bracket only
Stainless steel
Mast diameter accepted:10mm to 27mm



← 50mm →

DPK-CR
Mount bracket only
For roof carrier, mirror stay, stainless steel
Mast diameter accepted:8mm to 32mm



← 60mm →

CRB
Mount bracket only/black type
For roof carrier, mirror stay
Mast diameter accepted:8mm to 32mm



← 60mm →

CLB
Mount bracket only
Heavy duty type/stainless steel
Mast diameter accepted:10mm to 52mm




← 90mm →

Magnet Base(with Cable)

K702M

With suction cup
Coaxial cable:RG58A/U 4m
Connector:MJ-MP Diameter:160mm



K701M


Coaxial cable: RG188A/V1m,5DQ-S3m
Connector: MJ-MP Diameter: 160mm



Compact size types with suction cup


K707M

Coaxial cable:2.5DQ-S 4m
Connector:MJ-MP /Diameter: 100mm



K707B

Coaxial cable:2.5DQ-S 4m
Connector:MJ-BNCP / Diameter: 100mm



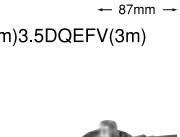
MR2A

Coaxial cable:1.5D-Q SUPER(1m)
3.5DQEFV(3m) /Connector:MJ-MP



MR2B


Coaxial cable:1.5D-Q SUPER(1m)3.5DQEFV(3m)
Connector:MJ-BNCP



Strong magnet types

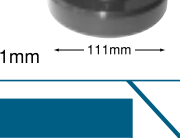
DPK-4NM-N

Coaxial cable:3.5DQEFV 4m
Connector:NJ-NP Diameter:111mm



DPK-4NM-M

Coaxial cable:3.5DQEFV 4m
Connector:MJ-NP / Diameter:111mm



Super magnet type

SPM-35

Coaxial cable:3.5DQEFV 4m
Connector:MJ-MP
Diameter:111mm



SPM355

Coaxial Cable:3.5DQEFV 5m
Connector:MJ - MP Diameter:111 mm

SPM356

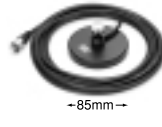
Coaxial Cable:3.5DQEFV 6m
Connector:MJ - MP Diameter:111 mm

SPM357

Coaxial Cable:3.5DQEFV 7m
Connector:MJ - MP Diameter:111 mm

MR5A

Coaxial cable:RG58C/U5m
Connector:MJ-MP
Magnet diameter:85mm



DP-MRX

Magnet base bracket for
handheld transceivers
Coaxial cable:RG58A/U3m
Connector:BNCJ-BNCP
Magnet diameter:76.5mm

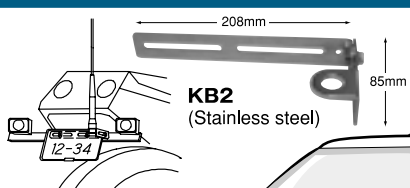


DP-SPM

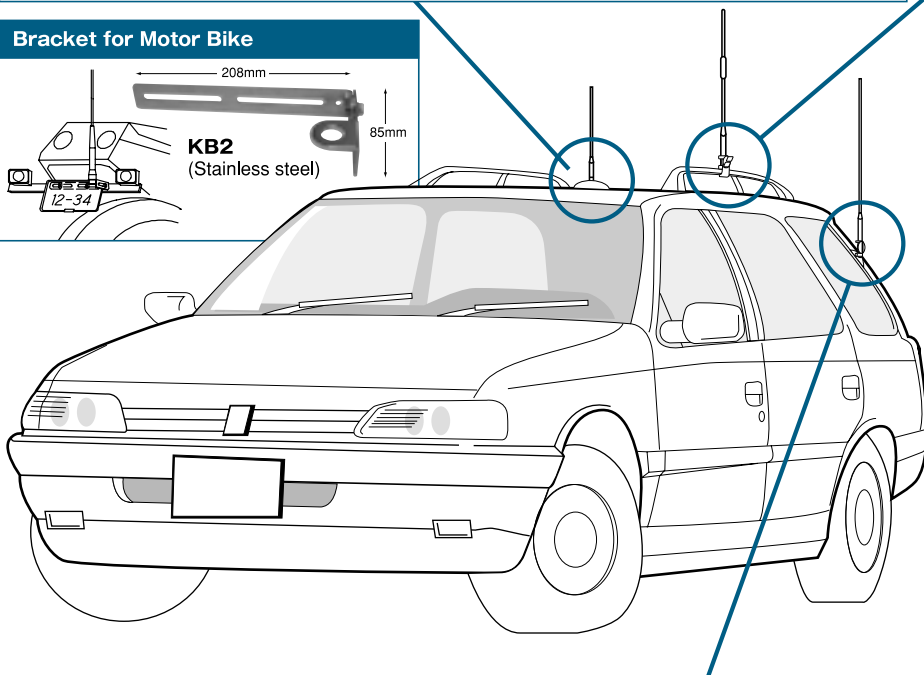
Coaxial cable:RG58A/U 4m
Connector:MJ-MP



Bracket for Motor Bike



KB2
(Stainless steel)



Fold-over Compact Antenna Bracket

SUPER GAINER

K550

Tilt angle adjustable
mount bracket only
Mast diameter accepted:15mm to 25mm



K501

Compact size/heavy duty type
Tilt angle adjustable/mount bracket only
2-axis adjustable
(1)Mast diameter accepted:15mm to 34mm
(2)Rooftop railing Height accepted:Less than 32mm Width accepted:Less than 50mm
(3)Square mast side length accepted:15mm to 26mm



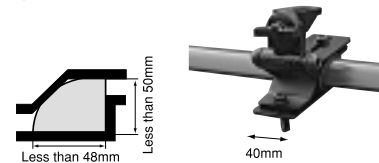
K512

Tilt angle adjustable/mount bracket only
3-axis adjustable
(1)Mast diameter accepted:15mm to 34mm
(2)Rooftop railing Height accepted:Less than 32mm Width accepted:Less than 50mm
(3)Square mast side length accepted:15mm to 26mm



K515

Tilt angle adjustable/mount bracket only
2-axis adjustable
Rooftop railing Height accepted:Less than 50mm
Width accepted:Less than 48mm



Strong Magnet Antenna Base

MRK

Without cable assembly
2-axis adjustable



SPB

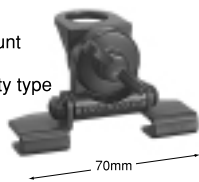
Without cable assembly
Recommend cable
assembly:3D 5D type cable
assemblies(optional)



Trunk Lid / Hatchback Door Mount Antenna Bracket

K405

2-axis adjustable/mount
bracket only
Compact & heavy duty type



K401

2-axis adjustable/mount
bracket only
Compact & heavy duty type



K333

Tilt angle adjustable/mount
bracket only Heavy duty type


K412

3-axis adjustable/mount
bracket only



K415


3-axis adjustable/mount
bracket only



SUPER GAINER

K400

Tilt angle adjustable/mount
bracket only



SUPER GAINER

K402

3-axis adjustable/mount
bracket only



Coaxial Cable for Mobile

M-BNC Conversion Cable 2D1BR

- Coaxial cable: 2D-LFB-S1m
- Connector: MJ-BNCP

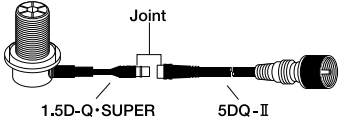


SMA-M Conversion Cable 2D1SR

- Coaxial cable: 2D-LFB-S1m
- Connector: MJ-SMAP



Quick Joint Mobile Cable Assembly



	Model	1.5D-Q-SUPER+5DQ-II		Connector
		2.5m TYPE	4m TYPE	
	S255MM	0.5m+2.0m	MJ-MP	
	S405MM	0.5m+3.5m	MJ-MP	
	S410MM	1.0m+3.0m	MJ-MP	
	S415MM	1.5m+2.5m	MJ-MP	
5m TYPE	S410MN	1.0m+3.0m	MJ-NP	
	S505MM	0.5m+4.5m	MJ-MP	
	S510MM	1.0m+4.0m	MJ-MP	
	S515MM	1.5m+3.5m	MJ-MP	
6m TYPE	S510MN	1.0m+4.0m	MJ-NP	
	S510NN	1.0m+4.0m	NJ-NP	
7m TYPE	S615MM	1.5m+5.5m	MJ-MP	
	S715MM	1.5m+5.5m	MJ-MP	

Mobil Cable Assembly

	Model	1.5D-Q-SUPER+5DQ-II		Connector
		4m TYPE	5m TYPE	
	M410R	1.0m+3.0m	MJ-MP	
	M420R	2.0m+2.0m	MJ-MP	
5m TYPE	M510R	1.0m+4.0m	MJ-MP	
	M520R	2.0m+3.0m	MJ-MP	
	M525R	2.5m+2.5m	MJ-MP	
6m TYPE	M610R	1.0m+5.0m	MJ-MP	
	M620R	2.0m+4.0m	MJ-MP	
	M625R	2.5m+3.5m	MJ-MP	

Other

PC1

Cable Length: 1m
Fuse: 20A




5D05M

5D2V 0.5m Connectors: MP-MP

5D1M

5D2V 1m Connectors: MP-MP



PC3

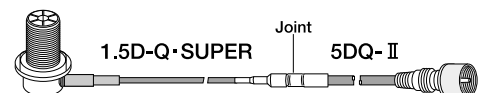
Cable Length: 3m
Fuse: 20A

5D05N

5DFB 0.5m Connectors: NP-NP

Mobile Coaxial Cable Assembly

RG4MR	RG58A/U4m	Connectors: MJ-MP
RG5MR	RG58A/U5m	Connectors: MJ-MP
5DQ4MR	5DQ-II 4m	Connectors: MJ-MP
5DQ5MR	5DQ-II 5m	Connectors: MJ-MP
5DQ6MR	5DQ-II 6m	Connectors: MJ-MP
5D4MR	5D-2V4m	Connectors: MJ-MP
5D5MR	5D-2V5m	Connectors: MJ-MP
5D6MR	5D-2V6m	Connectors: MJ-MP
3D4MR	3.5D-LFV4m	Connectors: MJ-MP
3D5MR	3.5D-LFV5m	Connectors: MJ-MP
3D6MR	3.5D-LFV6m	Connectors: MJ-MP
2D2MR	2D-LFB-S2m	Connectors: MJ-MP
2D3MR	2D-LFB-S3m	Connectors: MJ-MP
2D4MR	2D-LFB-S4m	Connectors: MJ-MP
2D5MR	2D-LFB-S5m	Connectors: MJ-MP
2D2BR	2D-LFB-S2m	Connectors: MJ-BNCP
2D3BR	2D-LFB-S3m	Connectors: MJ-BNCP
2D5BR	2D-LFB-S5m	Connectors: MJ-BNCP
2D2SR	2D-LFB-S2m	Connectors: MJ-SMAP
2D3SR	2D-LFB-S3m	Connectors: MJ-SMAP
2D5SR	2D-LFB-S5m	Connectors: MJ-SMAP
EC-H	RG58C/U4m	Connectors: MJ-MP
EC-H5	RG58C/U5m	Connectors: MJ-MP



Bncj to Smap Conversion Connector

BNCJ-SMAP

Center conductors are 24k gold plated



Compact Magnet Antenna Base

MCR2

Universal joint structure
Coaxial cable: NL-1.5D-Q SUPER 2.5m
Impedance: 50Ω
Connector: BNCJ-BNCP



MCR-M

Compact magnet antenna base for handheld transceiver antennas
Coaxial cable: NL-1.5D-Q SUPER 2.5m
Impedance: 50Ω / Connector: BNCJ-BNCP / Magnet diameter: 53mm



MCR-M SMA

Compact magnet antenna base for handheld transceiver antennas
Coaxial cable: NL-1.5D-Q SUPER 2.5m
Impedance: 50Ω / Connector: SMAJ-SMAP / Magnet diameter: 53mm

Tower and Antenna Mast

Rooftop Tower and Antenna Mast Set

YS5

Stay wire:3mmx40m / Turn buckle:4 pieces(for 3mm diameter)
Wire clip:32 pieces / Screw eye bolt:4 pieces(antenna mast)
Length:5.0m / Step:5 Aluminum /
Weight:4.2kg(rooftop tower)
Height:84.5cm /
Foot span:74cm / Max. load:400kg /
Weight:5.47kg

Antenna poles

FP-8 Length: 7.25m 4 stages, aluminum
FP-10A Length: 9.07m 5 stages, aluminum
FP-12 Length: 10.92m 6 stages, aluminum
FP-14 Length: 12.8m 7 stages, aluminum
FP-5 Length: 5.0m 5 stages, aluminum

Base holders

FB-5
Height: 1.15m / Bottom width: 95cm
Max. vertical load: 400kg / Weight: 6.5kg



Telescopic Antenna Mast

AM385

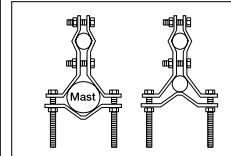
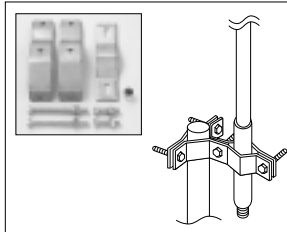
Length: approx. 1450mm (minimum) to approx. 3850mm (maximum)
Weight: approx. 1.2kgs
Pipe diameter: 28mm (upper), 32mm (middle), 36mm (lower)

Mast Bracket



S-1


Zinc diecast
Mast diameter accepted:30mm to 60mm
Max. antenna load must be less than 2m in total length and less than 1.0kg in total weight.



S-3

Stainless steel
Antenna diameter accepted:22mm to 40
Mast diameter accepted:40mm to 100mm
Max. antenna load must be less than 2m in total length and less than 1.0kg in total weight.
To install an antenna that is more than 2m in length or 1kg in weight, use two sets of the brackets in parallel.

Stay Wires for Antenna Pole




FW-316

3mm stay wire 160m,
turn buckles 12 pieces,
wire clips 96 pieces

FW-312

3mm stay wire 120m,
wire clips 36 pieces

Balcony Railing Bracket for Installing A Mobile Antenna



BK10

Bracket only
Mast diameter accepted:25mm to 64mm
Square axis accepted:Less than 64mm

Accessory for Receiver



SS500 (SPLITTER/COMBINER)

0.5-500MHz
Isolation:More than 18dB(0.5-3MHz),More than 30dB(3-200MHz),
More than 17dB(200-500MHz)
Insert loss:Less than 0.6dB(0.5-3MHz),
Less than 0.8dB(3-200MHz),Less than 1.0dB(200-500MHz)
Dimension:46(W)×27(H)×57(D)mm / Weight:130g
Impedance:50Ω / Connector:M-J / VSWR:Less than 2.0
Remarks:RoHS COMPLIANT



NOTE

M connector

Though M receptacle being use throughout antennas are identical in its outlook with conventional UHF type receptacle, its characteristic performance is almost the same as one in N type receptacle, it is highly recommended to use DIAMOND's genuine antenna brackets and connection cables to maintain maximum antenna performance,(Due to difference in their thread pitch, same so called UHF type connectors can not fit in our receptacle.)

DIAMOND ANTENNA CORPORATION

Miyata Building, No. 15-1,1-chome Sugamo, Toshima-ku Tokyo 170-0002, Japan.

Phone No.03-3947-1411 Fax No.03-3944-2981

<http://www.diamond-ant.co.jp/english.html> E-mail:overseas@diamond-ant.co.jp